

# MURRAY STATE FOOTBALL



TM

# 2017 RECORD BOOK



## TABLE OF CONTENTS

2017 PROSPECTUS	3-4
NUMERICAL ROSTER	5
ALPHABETICAL ROSTER	6
2016 SCHEDULE	8
2017 PLAYERS	7-11
2016 STATISTICS	12-15
YEAR-BY-YEAR LEADERS	16-19
SEASON RECORDS	20-21
TEAM/INDIVIDUAL RECORDS	22-23
RUSHING RECORDS	24
RECEIVING RECORDS	25
PASSING RECORDS	26
DEFENSIVE RECORDS	27
TOP PERFORMANCES	28-29
ALL-TIME HONORS	30
ALL-TIME OVC SELECTIONS	31
YEAR-BY-YEAR RECORDS	32
PROGRAM HISTORY	33
STEWART STADIUM	34
ALL-TIME RESULTS	35-41
ALL-TIME SERIES	42-47

### 2017 MSU FOOTBALL RECORD BOOK

The 2017 Murray State Football Record Book was designed and produced by the MSU Athletics Department in Murray, Ky., using Adobe InDesign and Adobe Photoshop.

### PROJECT COORDINATOR/DESIGN

Parker Griffith

### EDITOR

Sherry Griffith

### CONTRIBUTORS

Jessica Cary, Ryan Haage, Morgan Harding, Matt Kelly, Sarah Marshall, Logan Ross, Meagan Short, Dave Winder, MSU Football Staff

### RESEARCH ASSISTANCE

Kevin Britton, Jessica Cary, Ryan Haage, Morgan Harding Sarah Marshall, Ryne Rickman, Logan Ross, Marshall Smith, David Snow,

### PHOTOGRAPHY

Lance Allison, Eric Benson, Tab Brockman, John Brush, Jessica Cary, Patrick Clark, Art Cripps, Cindi Cripps, Michael Dann, Michael C. Hebert/New Orleans Saints, Indianapolis Colts, Daniel Keeney, Shirley Martin, Samantha Mohr, MSU Media Relations Archives, Fred Mullane, Courtland Richards/Jacksonville Jaguars, Kevin Weaks, WG Photos, Dave Winder

The Murray State Football Record Book is a living document. Please feel free to email Parker Griffith ([pgriffith2@murraystate.edu](mailto:pgriffith2@murraystate.edu)) with any additions, corrections or omissions.



## UNIVERSITY INFORMATION

Nickname .....Racers  
 Acceptable Usage.....MSU, Murray St.  
 .....Murray State University, Murray State  
 Year Founded ..... 1922  
 Attendance ..... 10,495 (Spring 2017)  
 Conference ..... Ohio Valley  
 Affiliation ..... NCAA DI FCS  
 Colors ..... Navy & Gold (PMS 289 & 123)  
 President ..... Dr. Robert O Davies  
 Director of Athletics.....Allen Ward

## FOOTBALL INFORMATION

Head Coach .....Mitch Stewart  
 Career Record..... 7-15 (3rd Season)  
 Record at MSU ..... Same  
 Offensive Formation ..... Spread  
 Defensive Formation.....4-2-5  
 2016 Overall Record.....4-7  
 2016 OVC Record/Finish ..... 4-4/T-5th  
 First Varsity Season ..... 1924  
 Seasons/Winning Seasons.....87/47  
 All-Time Record.....475-425-36 (.527)  
 All-Time OVC Record .....222-237-9 (.484)  
 OVC Titles ..... 8 (48, 50, 51, 79, 86, 95, 96, 02)  
 NCAA Appearances..... 5 (79, 86, 95, 926, 02)

## STADIUM INFORMATION

Stadium (Built) ..... Roy Stewart (1973)  
 Playing Surface (Installed) .....FieldTurf (2015)  
 Capacity ..... 16,800  
 Largest Crowd ..... 16,600 (10/31/81 vs. EKU)  
 Stadium Record..... 154-83-2 (.649)

## MEDIA INFORMATION

Football Contact ..... Parker Griffith  
 Office Phone.....(270) 809-3351  
 Cell Phone .....(662) 341-0979  
 Email ..... pgriffith2@murraystate.edu  
 Press Box Phone.....(270) 809-6811  
 Mailing Address ..... 217 Stewart Stadium  
 .....Murray, KY 42071



**WR • JORDON GANDY • SR**  
 2016 All-OVC First Team  
 976 yds, 62 rec., 11 TD



**DB • D'MONTRE WADE • R-SR**  
 2016 All-OVC Second Team  
 50 Tkls, 3 INT, 15 Pass BU



**DB • ZACHARY WADE • R-SR**  
 2016 OVC All-Newcomer Team  
 Team Leading 90 Tkls, 3 FR

## 2017 MURRAY STATE FOOTBALL SCHEDULE

Date	Opponent	Location	Series Record
Aug. 31	Kentucky Wesleyan <sup>^</sup>	Roy Stewart Stadium	Murray St. leads 4-0
Sept. 9	Central Arkansas	Roy Stewart Stadium	Central Ark. leads 3-0-1
Sept. 16	Missouri State	Springfield, Mo.	Murray St. leads 7-2
Sept. 23	Austin Peay* <sup>\$</sup>	Roy Stewart Stadium	Murray St. leads 36-14
Sept. 30	Louisville	Louisville, Ky.	Louisville leads 13-6
Oct. 7	UT Martin* <sup>†</sup>	Martin, Tenn.	UT Martin leads 36-19-1
Oct. 14	Eastern Illinois* <sup>†</sup>	Roy Stewart Stadium	Eastern Ill. leads 17-15
Oct. 28	Eastern Kentucky* <sup>†</sup>	Roy Stewart Stadium	Eastern Ky. 45-27-4
Nov. 4	Jacksonville State* <sup>†</sup>	Jacksonville, Ala.	Jacksonville St. leads 12-2
Nov. 11	Tennessee Tech* <sup>†</sup>	Roy Stewart Stadium	Tennessee Tech leads 44-37-1
Nov. 18	Southeast Missouri* <sup>†</sup>	Cape Girardeau, Mo.	Murray St. leads 39-11-1

\*OVC Contest ^Senior Night \$Family Weekend †Homecoming

## 2017 MURRAY STATE COACHING STAFF

Position	Name	Alma Mater	Season at Murray State
Head Coach	Mitch Stewart	Valdosta St. '05	8th Season, 3rd as HC
Asst. Head Coach/Defensive Coord./Secondary	Chris Boone	Southern Miss '97	3rd Season
Linebackers/Special Teams Coordinator	Jake Johnson	Eastern Ky. '02	2nd Season
Quarterbacks/Pass Game Coordinator	Casey Brockman	Murray St. '13	4th Season
Offensive Line/Run Game Coordinator	Brian Hamilton	SUNY Cortland '00	1st Season
Wide Receivers	Carson Hunter	Memphis '07	2nd Season
Running Backs	TBA		
Defensive Line	Kevin Park	Baylor '13	2nd Season
Cornerbacks	Corico Wright	Clemson '12	2nd Season
Dir. of Recruiting & Player Personnel	Steve Adams	Murray St. '13	8th Season
Strength & Conditioning	TBA		
Athletic Trainer	Fulton Hart	Murray St. '05	11th Season
Equipment Manager/Dir. of FB Ops.	Drew Burnham	Murray St. '17	3rd Season
Defensive Graduate Assistant	Nick Knight	Ky. Wesleyan '11	2nd Season
Offensive Graduate Assistant	TBA		
Video Coordinator	Derek Prather	St. Francis (IN) '10	1st Season



**PLAYER INFORMATION**

Letterwinners Returning.....	52
..... 21 Offense, 28 Defense, 3 Special Teams	
Letterwinners Lost (To Graduation).....	28 (9)
..... 15 Offense, 10 Defense, 3 Special Teams	
Starters Returning.....	21
..... 8 Offense, 9 Defense, 4 Special Teams	
<i>OFFENSE</i>	
Jordan Gandy, Jensen Feggins, Joe Irby, Jonathan Moss, Mareio McGraw, Brant Newman, Kwan Stallworth, Chris White	
<i>DEFENSE</i>	
Lamont Crittendon, Rashad Johnson, Silas Owens, Sean Rodriguez, Zach Shipley, D'Montre Wade, Zachary Wade, Nigel Walton, Bishop Woods	
<i>SPECIAL TEAMS</i>	
Wes Drewery, James Sappington, Landon Stratton, D'Montre Wade	
Starters Lost.....	7
..... 3 Offense, 2 Defense, 2 Special Teams	
<i>OFFENSE</i>	
Noah Banks, Jesse Blackburn, KD Humphries	
<i>DEFENSE</i>	
Zuri Elrington, Toby Omli	
<i>SPECIAL TEAMS</i>	
Malik Golson, Connor Mitchell	
Newcomers.....	42
..... 22 Offense, 17 Defense, 3 Special Teams	

**RETURNING LEADERS**

<b>Rushing</b>	<b>G</b>	<b>Att</b>	<b>Yds</b>	<b>Avg</b>	<b>TD</b>	<b>Lg</b>	<b>Avg/G</b>
McGraw	11	101	571	5.7	6	77	51.9
<b>Receiving</b>	<b>G</b>	<b>No.</b>	<b>Yds</b>	<b>Avg</b>	<b>TD</b>	<b>Lg</b>	<b>Avg/G</b>
Gandy	11	62	976	15.7	11	75	88.7
D. Johnson	10	31	388	12.5	3	67	38.8
Moss	11	28	266	9.5	2	33	24.2
Feggins	11	23	161	7.0	0	19	14.6
<b>Kick Ret</b>	<b>No.</b>	<b>Yds</b>	<b>Avg</b>	<b>TD</b>	<b>Lg</b>		
D. Wade	7	139	19.9	0	37		
D. Johnson	6	127	21.2	0	50		
Sanford	5	107	21.4	0	37		
McGraw	5	102	20.4	0	28		
<b>Tackles</b>	<b>Tot (Solo)</b>	<b>TFL-Yds</b>	<b>Sks-Yds</b>				
Z. Wade	90 (35)	2.0-5	0.0-0				
Rodriguez	69 (32)	3.0-6	0.0-0				
Crittendon	40	8.0-19	1.0-5				
Paige	54	4.0-20	2.5-16				
Quinn	21	6.0-33	4.5-31				
<b>Misc</b>	<b>Int-Yd</b>	<b>PsDef</b>	<b>QBH</b>	<b>FR</b>	<b>FF</b>	<b>Blk</b>	
Paige	0-0	0	8	1	2	0	
Z. Wade	1-18	5	0	3	0	0	
D. Wade	3-17	18	0	0	0	1	
Woods	0-0	0	4	0	1	2	
Sanford	0-0	12	0	1	1	0	
<b>Punt</b>	<b>No.</b>	<b>Avg.</b>	<b>Lg</b>	<b>TB</b>	<b>I20</b>	<b>50+</b>	
Stratton	65	41.7	78	4	18	12	

**BY THE NUMBERS**

**1** - For the first time in three years the Racers will experience a battle at quarterback. Of the six QB's on the roster (Cam Birse, Shuler Bentley, Brendan Bognar, Corey Newble, Eli Oltean, Preston Rice), their combined number of games played in a MSU uniform is **ONE**.

**2** - Murray State defeated **TWO** top-25 ranked teams last season. The Racers beat #15 Eastern Illinois and #25 Tennessee State in back-to-back weeks.

**3** - Zachary Wade finished third in the nation in forced fumbles by knocking **THREE** loose during the 2016 season.

**4** - KD Humphries finished his illustrious career at MSU as the career leader in all **FOUR** passing categories. Humphries finished his career with 10,458 yards, 1,458 completions, 940 completions and 73 touchdowns.

**5** - Jordan Gandy had a breakout season in 2016. He finished the season with 11 touchdowns on 976 yards. He also notched **FIVE** 100-plus yard games on the year, the second most in school history.

**6** - Former kicker Connor Mitchell played a key role in the Racers' upset of Eastern Illinois in 2016 by kicking **SIX** field goals. Mitchell also ended the year ranked first nationally in field goals per game at 1.82

**7.2** - After two full seasons in Chris Boone's system, the MSU defense has shed both total yards and points from its per game average in each year of Boone's tenure. Since 2014, the Racers are allowing **7.2** points per game less, with just 35.2 points per game allowed in 2016.

**18** - D'Montre Wade broke up 15 passes and intercepted three more in 2016 for a total of **18** passes defended. His 1.6 passes defended per game was the third highest average in the FCS.

**21** - Murray State lost just seven starters from last year's team and will return **21** starters this season. The Racers will welcome back eight players on offense, nine on defense and four on special teams for 2017.

**41.8** - Through the first two years of his career, punter Landon Stratton is currently on pace to break the MSU career punting average record. He currently is averaging **41.8** yards per game, just a hair above the current record of 41.3 set by Steve Martin from 1973-74.

**70** - The 2017 season will be Murray State's **70th** in the Ohio Valley Conference. MSU is 222-237-9 all-time in league play and has won eight conference championships.

**87** - KD Humphries and Jesse Blackburn completed the longest pass in school history in the upset of Eastern Illinois. The duo set the new record by connecting on a **87-yard** pass for a touchdown.

**105** - This year marks the 85th anniversary of one of the largest victories in Murray State history. In 1932, MSU beat Louisville at home **105-0**. This season the two teams will renew their rivalry when they meet for the 20th time.

**120** - For second consecutive season Murray State increased its per game attendance, rising by **120** to 6,168 fans per game. That total is the second-largest since 2001.

**2016 MURRAY STATE FOOTBALL RESULTS**

<i>Date</i>	<i>Opponent</i>	<i>Location</i>	<i>Result</i>
Sept. 3	Illinois	Champaign, Ill.	Lost 3-52
Sept. 10	Missouri State^	Roy Stewart Stadium	Lost 22-28
Sept. 17	Southern Illinois	Carbondale, Ill.	Lost 17-50
Sept. 24	Southeast Missouri*\$	Roy Stewart Stadium	Lost 16-17
Oct. 1	Austin Peay*	Clarksville, Tenn.	Won 45-17
Oct. 15	UT Martin*	Roy Stewart Stadium	Lost 31-38
Oct. 22	#15 Eastern Illinois*	Charleston, Ill.	Won 40-38
Oct. 29	#25 Tennessee State* †	Roy Stewart Stadium	Won 38-31
Nov. 5	Eastern Kentucky*	Richmond, Ky.	Won 41-28
Nov. 12	#1 Jacksonville State*	Roy Stewart Stadium	Lost 15-33
Nov. 19	Tennessee Tech*	Cookeville, Tenn.	Lost 19-55
*OVC Contest ^Senior Night \$Family Weekend †Homecoming			

# 2017 MURRAY STATE NUMERICAL ROSTER

No.	Name	Pos.	Ht.	Wt.	Cl.	Hometown (Prev. School)
1	Demetric Johnson	WR	6-0	185	R-Sr.	South Pittsburg, Tenn. (South Pittsburg HS)
2	Jonathan Moss	WR	6-0	165	So.	Madison, Ala. (Bob Jones HS)
3	L.J. Gainey	WR	5-11	211	Sr.	Snellville, Ga. (Fullerton Col.)
4	Jordan Gandy	WR	6-4	210	Sr.	Biloxi, Miss. (East Limestone HS)
5	Preston Rice	QB	6-2	215	Fr.	Waynesboro, Tenn. (Wayne County HS)
5	D'Montre Wade	DB	6-0	192	R-Sr.	Columbia, Tenn. (Brentwood Academy)
6	Eli Oltean	QB	6-2	190	R-Fr.	St. Joseph, Ill. (St. Joseph-Ogden HS)
6	Marquez Sanford	DB	5-11	170	Jr.	Macon, Ga. (Westside HS)
7	Cameron Birse	QB	6-2	235	R-Sr.	Danville, Calif. (Arkansas St.)
7	Greg Willard	DB	5-9	170	Sr.	Decatur, Ala. (Austin HS)
8	Brendan Bogнар	QB	6-6	225	R-So.	St. Louis, Mo. (Lindenwood [MO])
8	Zach Shipley	DB	5-10	178	R-Sr.	Shelbyville, Ky. (Shelby County HS)
9	Lamont Crittendon	LB	5-10	230	R-Sr.	Decatur, Ala. (Austin HS)
9	Corey Newble	QB	6-0	180	Fr.	Jackson, Tenn. (Liberty Magnet Tech HS)
12	Landon Stratton	P	6-0	180	R-Jr.	Russellville, Ky. (Logan County HS)
13	Quincy Williams	DB	6-0	215	R-Jr.	Birmingham, Ala. (Wenonah HS)
14	Nigel Walton	DB	6-0	170	So.	Atlanta, Ga. (Carver HS)
15	Tyre Gray	WR	5-10	170	So.	Alexander, Ala. (Benjamin Russell HS)
16	Jason Johnson	DB	6-0	205	R-Jr.	Pahokee, Fla. (Western Ky.)
17	Isaiah Foster	DB	6-2	175	Sr.	Pacoima, Calif. (College of the Canyons)
19	Shuler Bentley	QB	6-1	200	R-Jr.	Duncan, S.C. (Old Dominion)
20	Mareio McGraw	RB	6-0	180	So.	Nashville, Tenn. (Overton HS)
21	Zachary Wade	DB	5-11	215	R-Sr.	Newport Beach, Calif. (Saddleback CC)
22	Dylan Boone	DB	5-11	193	Sr.	Murray, Ky. (Murray HS)
23	Rico McGraw	DB	6-0	170	Jr.	Nashville, Tenn. (Georgia)
24	Ernest Kenty	DB	6-2	205	R-Fr.	Birmingham, Ala. (Ramsay HS)
25	Marico Paige	LB	6-1	220	Sr.	Lake Cormorant, Miss. (Copiah-Lincoln CC)
26	Cortez Roberts	DB	6-1	170	Fr.	Albany, Ga. (North Springs HS)
27	D.J. Penick	RB	5-10	195	Fr.	Highland Park, Ill. (Highland Park HS)
28	Nick Collins	WR	5-7	185	R-Fr.	Columbia, Mo. (Rock Bridge HS)
29	Qmond Woods	DB	6-1	185	Jr.	McComb, Miss. (Holmes CC)
30	Kenney Wooten	DL	6-1	235	Jr.	Meridian, Miss. (Itawamba CC)
31	Sean Rodriguez	LB	6-0	210	Sr.	Nickerson, Kan. (Butler CC)
32	Xavier Chisolm	LB	6-2	220	Jr.	Bakersfield, Calif. (Fullerton Col.)
33	Ethon Felton	FB	6-0	217	R-Jr.	Muscle Shoals, Ala. (Muscle Shoals HS)
34	Colin Boyd	K	5-11	175	Fr.	Springfield, Ill. (Sacred Heart-Griffin HS)
34	Dominique Tyler	WR	5-9	150	Fr.	Indianapolis, Ind. (Warren Central HS)
35	Trajon Bright	RB	5-5	175	Fr.	Mayfield, Ky. (Mayfield HS)
36	D'Vaughn Whitt	DB	5-10	170	So.	Clarksville, Tenn. (Clarksville HS)
37	Quinaz Turner	DB	5-11	160	Fr.	Montgomery, Ala. (Stanhope Elmore HS)
38	James Sappington	K/P	6-5	220	So.	Peculiar, Mo. (Raymore-Peculiar HS)
39	Tristan Bonstetter	DB	6-0	185	Fr.	Jackson, Tenn. (Trinity Christian Academy)
39	Gabriel Vicente	K	6-0	200	Jr.	Miami, Fla. (FIU)
40	Wes Drewery	LS	6-3	230	R-Jr.	Franklin, Tenn. (UAB)
41	Nolan Nichols	RB	5-11	215	R-Jr.	Benton, Ky. (Marshall County HS)
42	Jordan Tyler	LB	6-0	221	R-Jr.	Paducah, Ky. (Western Ky.)
43	Christian Ballard	RB	5-10	175	Fr.	Henderson, Tenn. (Liberty Magnet Tech HS)

No.	Name	Pos.	Ht.	Wt.	Cl.	Hometown (Prev. School)
44	Kyree Hawkins	RB	6-0	202	Fr.	Louisville, Ky. (Fern Creek HS)
45	Derrick Shaw	LB	6-1	240	So.	Alabaster, Ala. (Thompson HS)
46	Silas Owens	DL	6-4	240	Jr.	New Market, Ala. (Buckhorn HS)
47	Robert Adams	DL	6-2	235	So.	Tuscaloosa, Ala. (Northridge HS)
48	Don Parker	DB	6-2	178	Fr.	Hopkinsville, Ky. (Hopkinsville HS)
49	Chase Boling	LB	6-2	235	Jr.	Lexington, Ky. (Lexington Catholic HS)
50	Chandler Moody	LS	6-0	185	Fr.	Brentwood, Tenn. (Brentwood HS)
51	Durrell Nash	LB	6-0	215	Jr.	Chicago, Ill. (Redwoods)
52	Joe Birchett	DL	6-0	235	Fr.	Waynesboro, Tenn. (Wayne County HS)
53	Eric Samuta	LB	5-11	205	Fr.	Glen Ellyn, Ill. (Glenbard West HS)
54	Chris Stahl	DL	6-2	285	So.	St. Louis, Mo. (St. Louis University HS)
55	J.R. Burns	OL	6-2	295	Jr.	Corinth, Miss. (Northwest Miss. CC)
56	Kincer Arnett	LB	5-11	190	Fr.	Mayfield, Ky. (Mayfield HS)
57	Wallace McCoy	LB	5-10	220	Fr.	Paducah, Ky. (Paducah Tilghman HS)
58	Kwan Stallworth	OL	6-4	295	Jr.	Lithonia, Ga. (Martin Luther King, Jr. HS)
61	Jacob Vance	OL	6-5	270	Fr.	Prospect, Ky. (North Oldham HS)
62	Nate Wilkinson	OL	6-3	290	So.	Franklin, Tenn. (Centennial HS)
63	Levi Nesler	OL	6-2	290	Fr.	Mayfield, Ky. (Graves County HS)
65	Mitch Ponder	OL	6-5	285	Fr.	Glasgow, Ky. (Glasgow HS)
66	Shane Walker	OL	6-5	285	Fr.	Bartlett, Ill. (Saint Francis, Ill.)
68	Alec DeHerrera	OL	6-3	310	Jr.	Shawnee, Kan. (Fort Scott HS)
69	Chris White	OL	6-3	310	Jr.	Daphne, Ala. (Daphne HS)
71	D'Avian Phillips	OL	6-3	305	Fr.	Cadiz, Ky. (Trigg County HS)
74	Steven Clemmons	OL	6-4	295	So.	Lewisburg, Tenn. (Marshall County HS)
75	Cam Carter	OL	6-6	280	So.	Adamsville, Ala. (Minor HS)
76	Joel Galvan	OL	6-8	330	R-Fr.	Bronx, N.Y. (ASA Brooklyn)
78	Joe Irby	OL	6-4	297	Sr.	Nashville, Tenn. (Franklin Road Academy)
80	Corey Jones	WR	6-1	185	Fr.	Memphis, Tenn. (St. George's Independent HS)
81	Alec Raboin	WR	6-3	195	Fr.	Mattoon, Ill. (Mattoon HS)
82	Sylvaughn Turner	WR	6-2	170	R-Fr.	Athens, Ala. (East Limestone HS)
83	Kylan Martin	WR	6-1	190	Fr.	Humboldt, Tenn. (Humboldt HS)
84	Rajai Perkins	WR	6-0	187	So.	St. Louis, Mo. (Hazlewood East HS)
85	DeQuan Dallas	WR	6-1	176	Fr.	Memphis, Tenn. (Melrose HS)
86	Jensen Feggins	WR	6-2	200	R-So.	Columbia, S.C. (Warren Central HS)
87	Austin Thomas	WR	6-1	180	Fr.	Dresden, Tenn. (Dresden HS)
88	Michael Magochy	TE	6-4	220	R-Fr.	Franklin, Tenn. (Page HS)
89	Rodney Castille	WR	5-11	165	Fr.	Jackson, Tenn. (Liberty Tech Magnet HS)
90	Austin Daulton	DL	6-3	329	Fr.	Somerset, Ky. (Southwestern HS)
91	Bishop Woods	DL	6-2	253	Sr.	Atlanta, Ga. (Peachtree Ridge HS)
92	Quindarius Coles	DL	6-4	250	So.	Bessemer, Ala. (McAdory HS)
93	Kameron Petty	DL	6-2	295	R-Fr.	New Market, Ala. (Buckhorn HS)
94	Jaquez Hill	DL	6-1	230	Fr.	Pleasant Grove, Ala. (Pleasant Grove HS)
95	Troy-Wayne Quinn	DL	6-1	245	Sr.	Prattville, Ala. (Prattville HS)
96	Tyler Stepney	DL	6-2	240	R-Jr.	Memphis, Tenn. (Fullerton Col.)
97	Austin Hogancamp	TE	6-3	250	R-Fr.	North Sutton, N.H. (Kearsarge HS)
98	Korey Tillman	DL	6-2	270	So.	Murfreesboro, Tenn. (Blackman HS)
99	Rashad Johnson	DL	6-1	270	Jr.	Barnesville, Ga. (Lamar County HS)

## PRONUNCIATIONS

Joe BIRCHETT.....Bur-shett  
 TRAJON Bright.....Tray-gen  
 JOEL Galvan.....Joe-el  
 TYRE Gray.....Tie-ree  
 DEMETRIC Johnson.....Duh-me-trick  
 Michael MAGOCHY.....Muh-go-chee  
 MAREIO McGraw.....Mario  
 RAJAI Perkins.....Rah-jay  
 D'AVIAN Phillips.....Dee-ay-vee-ahn

Alec RABOIN.....Ruh-boyne  
 Eric SAMUTA.....Suh-moot-ah  
 Chris STAHL.....Stall  
 QUINAZ Turner.....Quinn-ahz  
 D'MONTRE Wade.....Duh-mon-tray  
 D'VAUGHN Whitt.....Duh-vaughn  
 QMOND Woods.....Cue-mond  
 CORICO Wright.....Cuh-rico

# 2017 MURRAY STATE ALPHABETICAL ROSTER

No.	Name	Pos.	Ht.	Wt.	Cl.	Hometown (Prev. School)
47	Robert Adams	DL	6-2	235	So.	Tuscaloosa, Ala. (Northridge HS)
56	Kincer Arnett	LB	5-11	190	Fr.	Mayfield, Ky. (Mayfield HS)
43	Christian Ballard	RB	5-10	175	Fr.	Henderson, Tenn. (Liberty Magnet Tech HS)
19	Shuler Bentley	QB	6-1	200	R-Jr.	Duncan, S.C. (Old Dominion)
52	Joe Birchett	DL	6-0	235	Fr.	Waynesboro, Tenn. (Wayne County HS)
7	Cameron Birse	QB	6-2	235	R-Sr.	Danville, Calif. (Arkansas St.)
8	Brendan Bognar	QB	6-6	225	R-So.	St. Louis, Mo. (Lindenwood [MO])
49	Chase Boling	LB	6-2	235	Jr.	Lexington, Ky. (Lexington Catholic HS)
39	Tristan Bonstetter	DB	6-0	185	Fr.	Jackson, Tenn. (Trinity Christian Academy)
22	Dylan Boone	DB	5-11	193	Sr.	Murray, Ky. (Murray HS)
34	Colin Boyd	K	5-11	175	Fr.	Springfield, Ill. (Sacred Heart-Griffin HS)
35	Trajon Bright	RB	5-5	175	Fr.	Mayfield, Ky. (Mayfield HS)
55	J.R. Burns	OL	6-2	295	Jr.	Corinth, Miss. (Northwest Miss. CC)
75	Cam Carter	OL	6-6	280	So.	Adamsville, Ala. (Minor HS)
89	Rodney Castille	WR	5-11	165	Fr.	Jackson, Tenn. (Liberty Tech Magnet HS)
32	Xavier Chisolm	LB	6-2	220	Jr.	Bakersfield, Calif. (Fullerton Col.)
74	Steven Clemmons	OL	6-4	295	So.	Lewisburg, Tenn. (Marshall County HS)
92	Quindarius Coles	DL	6-4	250	So.	Bessemer, Ala. (McAdory HS)
28	Nick Collins	WR	5-7	185	R-Fr.	Columbia, Mo. (Rock Bridge HS)
9	Lamont Crittendon	LB	5-10	235	R-Sr.	Decatur, Ala. (Austin HS)
85	DeQuan Dallas	WR	6-1	176	Fr.	Memphis, Tenn. (Melrose HS)
90	Austin Daulton	DL	6-3	329	Fr.	Burnside, Ky. (Southwestern HS)
68	Alec DeHerrera	OL	6-3	310	Jr.	Shawnee, Kan. (Fort Scott HS)
40	Wes Drewery	LS	6-3	230	R-Jr.	Franklin, Tenn. (UAB)
86	Jensen Feggins	WR	6-2	200	R-So.	Columbia, S.C. (Warren Central HS)
33	Ethon Felton	FB	6-0	217	R-Jr.	Muscle Shoals, Ala. (Muscle Shoals HS)
17	Isaiah Foster	DB	6-2	175	Sr.	Pacoima, Calif. (College of the Canyons)
3	L.J. Gainey	WR	5-11	211	Sr.	Snellville, Ga. (Fullerton Col.)
76	Joel Galvan	OL	6-8	330	R-Fr.	Bronx, N.Y. (ASA Brooklyn)
4	Jordan Gandy	WR	6-4	210	Sr.	Biloxi, Miss. (East Limestone HS)
15	Tyre Gray	WR	5-10	170	So.	Alexander, Ala. (Benjamin Russell HS)
44	Kyree Hawkins	RB	6-0	202	Fr.	Louisville, Ky. (Fern Creek HS)
94	Jaquez Hill	DL	6-1	230	Fr.	Pleasant Grove, Ala. (Pleasant Grove HS)
59	Austin Hogancamp	TE	6-3	250	R-Fr.	North Sutton, N.H. (Kearsarge HS)
78	Joe Irby	OL	6-4	297	Sr.	Nashville, Tenn. (Franklin Road Academy)
1	Demetric Johnson	WR	6-0	185	R-Sr.	South Pittsburg, Tenn. (South Pittsburg HS)
16	Jason Johnson	DB	6-0	205	R-Jr.	Pahokee, Fla. (Western Ky.)
99	Rashad Johnson	DL	6-1	270	Jr.	Barnesville, Ga. (Lamar County HS)
80	Corey Jones	WR	6-1	185	Fr.	Memphis, Tenn. (St. George's Independent HS)
24	Ernest Kenty	DB	6-2	205	R-Fr.	Birmingham, Ala. (Ramsay HS)
88	Michael Magochy	TE	6-4	220	R-Fr.	Franklin, Tenn. (Page HS)
83	Kylan Martin	WR	6-1	190	Fr.	Humboldt, Tenn. (Humboldt HS)
57	Wallace McCoy	LB	5-10	220	Fr.	Paducah, Ky. (Paducah Tilghman HS)
20	Mareio McGraw	RB	6-0	180	So.	Nashville, Tenn. (Overton HS)
23	Rico McGraw	DB	6-0	170	Jr.	Nashville, Tenn. (Georgia)
50	Chandler Moody	LS	6-0	185	Fr.	Brentwood, Tenn. (Brentwood HS)
2	Jonathan Moss	WR	6-0	165	So.	Madison, Ala. (Bob Jones HS)

No.	Name	Pos.	Ht.	Wt.	Cl.	Hometown (Prev. School)
51	Durrell Nash	LB	6-0	215	Jr.	Chicago, Ill. (Redwoods)
63	Levi Nesler	OL	6-2	290	Fr.	Mayfield, Ky. (Graves County HS)
9	Sean Newble	QB	6-0	180	Fr.	Jackson, Tenn. (Liberty Magnet Tech HS)
41	Nolan Nichols	RB	5-11	215	R-Jr.	Benton, Ky. (Marshall County HS)
6	Eli Oltean	QB	6-2	190	R-Fr.	St. Joseph, Ill. (St. Joseph-Ogden HS)
46	Silas Owens	DL	6-4	240	Jr.	New Market, Ala. (Buckhorn HS)
25	Marico Paige	LB	6-1	220	Sr.	Lake Cormorant, Miss. (Copiah-Lincoln CC)
48	Don Parker	DB	6-2	178	Fr.	Hopkinsville, Ky. (Hopkinsville HS)
27	D.J. Penick	RB	5-10	195	Fr.	Highland Park, Ill. (Highland Park HS)
84	Rajai Perkins	WR	6-0	187	So.	St. Louis, Mo. (Hazlewood East HS)
93	Kameron Petty	DL	6-2	295	R-Fr.	New Market, Ala. (Buckhorn HS)
71	D'Avian Phillips	OL	6-3	305	Fr.	Cadiz, Ky. (Trigg County HS)
65	Mitch Ponder	OL	6-5	285	Fr.	Glasgow, Ky. (Glasgow HS)
95	Troy-Wayne Quinn	DL	6-1	245	Sr.	Prattville, Ala. (Prattville HS)
81	Alec Raboin	WR	6-3	195	Fr.	Mattoon, Ill. (Mattoon HS)
5	Preston Rice	QB	6-2	215	Fr.	Waynesboro, Tenn. (Wayne County HS)
26	Cortez Roberts	DB	6-1	170	Fr.	Albany, Ga. (North Springs HS)
31	Sean Rodriguez	LB	6-0	210	Sr.	Nickerson, Kan. (Butler CC)
53	Eric Samuta	LB	5-11	205	Fr.	Glen Ellyn, Ill. (Glenbard West HS)
6	Marquez Sanford	DB	5-11	170	Jr.	Macon, Ga. (Westside HS)
38	James Sappington	K/P	6-5	220	So.	Peculiar, Mo. (Raymore-Peculiar HS)
45	Derrick Shaw	LB	6-1	240	So.	Alabaster, Ala. (Thompson HS)
8	Zach Shipley	DB	5-10	178	R-Sr.	Shelbyville, Ky. (Shelby County HS)
54	Chris Stahl	DL	6-2	285	So.	St. Louis, Mo. (St. Louis University HS)
58	Kwan Stallworth	OL	6-4	295	Jr.	Lithonia, Ga. (Martin Luther King, Jr. HS)
96	Tyler Stepney	DL	6-2	240	R-Jr.	Memphis, Tenn. (Fullerton Col.)
12	Landon Stratton	P	6-0	180	R-Jr.	Russellville, Ky. (Logan County HS)
82	Austin Thomas	WR	6-1	180	Fr.	Dresden, Tenn. (Dresden HS)
98	Korey Tillman	DL	6-2	270	So.	Murfreesboro, Tenn. (Blackman HS)
37	Quinaz Turner	DB	5-11	160	Fr.	Montgomery, Ala. (Stanhope Elmore HS)
82	Sylvaughn Turner	WR	6-2	170	R-Fr.	Athens, Ala. (East Limestone HS)
34	Dominique Tyler	WR	5-9	150	Fr.	Indianapolis, Ind. (Warren Central HS)
42	Jordan Tyler	LB	6-0	221	R-Jr.	Paducah, Ky. (Western Ky.)
61	Jacob Vance	OL	6-5	270	Fr.	Prospect, Ky. (North Oldham HS)
97	Gabriel Vicente	K	6-0	200	Jr.	Miami, Fla. (FIU)
5	D'Montre Wade	DB	6-0	192	R-Sr.	Columbia, Tenn. (Brentwood Academy)
21	Zachary Wade	DB	5-11	215	R-Sr.	Newport Beach, Calif. (Saddleback CC)
66	Shane Walker	OL	6-5	285	Fr.	Bartlett, Ill. (Saint Francis, Ill.)
14	Nigel Walton	DB	6-0	170	So.	Atlanta, Ga. (Carver HS)
69	Chris White	OL	6-3	310	Jr.	Daphne, Ala. (Daphne HS)
36	D'Vaughn Whitt	DB	5-10	170	So.	Clarksville, Tenn. (Clarksville HS)
62	Nate Wilkinson	OL	6-3	290	So.	Franklin, Tenn. (Centennial HS)
7	Greg Willard	DB	5-9	170	Sr.	Decatur, Ala. (Austin HS)
13	Quincy Williams	DB	6-0	215	R-Jr.	Birmingham, Ala. (Wenonah HS)
91	Bishop Woods	DL	6-2	253	Sr.	Atlanta, Ga. (Peachtree Ridge HS)
29	Qmond Woods	DB	6-1	185	Jr.	McComb, Miss. (Holmes CC)
30	Kenney Wooten	DL	6-1	235	Jr.	Meridian, Miss. (Itawamba CC)

## PRONUNCIATIONS

Joe BIRCHETT.....Bur-shett  
 TRAJON Bright.....Tray-gen  
 JOEL Galvan.....Joe-el  
 TYRE Gray.....Tie-ree  
 DEMETRIC Johnson.....Duh-me-trick  
 Michael MAGOCHY.....Muh-go-chee  
 MAREIO McGraw.....Mario  
 RAJAI Perkins.....Rah-jay  
 D'AVIAN Phillips.....Dee-ay-vee-ahn


Alec RABOIN.....Ruh-boyne  
 Eric SAMUTA.....Suh-moot-ah  
 Chris STAHL.....Stall  
 QUINAZ Turner.....Quinn-ahz  
 D'MONTRE Wade.....Duh-mon-tray  
 D'VAUGHN Whitt.....Duh-vaughn  
 QMOND Woods.....Cue-mond  
 CORICO Wright.....Cuh-rico





**DEMETRIC  
JOHNSON**

WR ▪ 6-0 ▪ 185 ▪ R-Sr.  
South Pittsburg, Tenn.



**JONATHAN  
MOSS**

WR ▪ 6-0 ▪ 165 ▪ So  
Madison, Ala.



**L.J.  
GAINNEY**

WR ▪ 5-11 ▪ 187 ▪ Sr.  
Snellville, Ga.



**JORDON  
GANDY**

WR ▪ 6-4 ▪ 210 ▪ Sr.  
Biloxi, Miss.



**PRESTON  
RICE**

QB ▪ 6-2 ▪ 215 ▪ Fr.  
Waynesboro, Tenn.



**D'MONTRE  
WADE**

DB ▪ 6-0 ▪ 200 ▪ R-Sr.  
Columbia, Tenn.



**ELI  
OLTEAN**

QB ▪ 6-2 ▪ 190 ▪ R-Fr.  
St. Joseph, Ill.



**MARQUEZ  
SANFORD**

DB ▪ 5-11 ▪ 170 ▪ Jr.  
Macon, Ga.



**CAMERON  
BIRSE**

QB ▪ 6-2 ▪ 235 ▪ R-Sr.  
Danville, Calif



**GREG  
WILLARD**

DB ▪ 5-9 ▪ 170 ▪ Sr.  
Decatur, Ala.



**BRENDAN  
BOGNAR**

QB ▪ 6-6 ▪ 225 ▪ R-So.  
St. Louis, Mo.



**ZACH  
SHIPLEY**

DB ▪ 5-10 ▪ 178 ▪ R-Sr.  
Shelbyville, Ky.



**LAMONT  
CRITTENDON**

LB ▪ 5-10 ▪ 235 ▪ R-Sr.  
Decatur, Ala.



**COREY  
NEWBLE**

QB ▪ 6-0 ▪ 180 ▪ Fr.  
Jackson, Tenn.



**LANDON  
STRATTON**

P ▪ 6-0 ▪ 180 ▪ R-Jr.  
Russelville, Ky.



**QUINCY  
WILLIAMS**

LB ▪ 6-0 ▪ 215 ▪ R-Jr.  
Birmingham, Ala.



**NIGEL  
WALTON**

DB ▪ 6-0 ▪ 170 ▪ SO.  
Atlanta, Ga.




**TYRE  
GRAY**

WR ▪ 5-10 ▪ 170 ▪ So.  
Alexander City, Ala.



**JASON  
JOHNSON**

DB ▪ 6-0 ▪ 205 ▪ R-Jr.  
Pahokee, Fla.



**ISAIAH  
FOSTER**

DB ▪ 6-2 ▪ 175 ▪ Sr.  
Pacoima, Calif.



**SHULER BENTLEY**  
QB ▪ 6-1 ▪ 200 ▪ R-Jr.  
Duncan, S.C.



**MAREIO MCGRAW**  
RB ▪ 6-0 ▪ 180 ▪ So.  
Nashville, Tenn.



**ZACHARY WADE**  
DB ▪ 6-0 ▪ 205 ▪ R-Sr.  
Newport Beach, Calif.



**DYLAN BOONE**  
DB ▪ 5-11 ▪ 193 ▪ Sr.  
Murray, Ky.



**RICO MCGRAW**  
DB ▪ 6-0 ▪ 194 ▪ Jr.  
Nashville, Tenn.



**ERNEST KENTY**  
DB ▪ 6-2 ▪ 205 ▪ R-Fr.  
Birmingham, Ala.



**MARICO PAIGE**  
LB ▪ 6-1 ▪ 220 ▪ Sr.  
Lake Cormorant, Miss.



**CORTEZ ROBERTS**  
DB ▪ 6-1 ▪ 170 ▪ Fr.  
Albany, Ga.



**D.J. PENICK**  
RB ▪ 5-10 ▪ 195 ▪ Fr.  
Highland Park, Ill.



**NICK COLLINS**  
RB ▪ 5-7 ▪ 185 ▪ Fr.  
Columbia, Mo.



**QMOND WOODS**  
DB ▪ 6-1 ▪ 185 ▪ Jr.  
McComb, Miss.



**KENNEY WOOTEN**  
DL ▪ 6-1 ▪ 235 ▪ Jr.  
Meridian, Miss.



**SEAN RODRIGUEZ**  
DL ▪ 6-4 ▪ 305 ▪ Jr.  
Fayette, Ala.



**XAVIER CHISOLM**  
LB ▪ 6-2 ▪ 220 ▪ Jr.  
Bakersfield, Calif.




**ETHON FELTON**  
FB ▪ 6-0 ▪ 217 ▪ R-Jr.  
Muscle Shoals, Ala.



**DOMINIQUE TYLER**  
WR ▪ 5-9 ▪ 150 ▪ Fr.  
Indianapolis, Ind.



**COLIN BOYD**  
K ▪ 5-11 ▪ 175 ▪ Fr.  
Springfield, Ill.



**TRAJON BRIGHT**  
RB ▪ 5-5 ▪ 175 ▪ Fr.  
Mayfield, Ky.



**D'VAUGHN WHITT**  
DB ▪ 5-10 ▪ 170 ▪ So.  
Clarksville, Tenn.



**QUINAZ TURNER**  
DB ▪ 5-11 ▪ 160 ▪ Fr.  
Montgomery, Ala.






**JAMES SAPPINGTON**  
K/P • 6-5 • 200 • So.  
Peculiar, Mo.



**TRISTAN BONSTETTER**  
DB • 6-0 • 185 • Fr.  
Jackson, Tenn.




**GABRIEL VICENTE**  
K • 6-4 • 200 • Fr.  
Miami, Fla.




**WES DREWERY**  
LS • 6-3 • 230 • R-Jr.  
Franklin, Tenn.



**NOLAN NICHOLS**  
RB • 5-11 • 215 • R-Jr.  
Benton, Ky.



**JORDAN TYLER**  
LB • 6-0 • 221 • R-Jr.  
Paducah, Ky.



**CHRISTIAN BALLARD**  
RB • 5-10 • 175 • Fr.  
Henderson, Tenn.



**KYREE HAWKINS**  
RB • 6-0 • 202 • Fr.  
Louisville, Ky.



**DERRICK SHAW**  
LB • 6-1 • 240 • So.  
Alabaster, Ala.




**SILAS OWENS**  
DL • 6-4 • 240 • Jr.  
New Market, Ala.




**ROBERT ADAMS**  
DL • 6-2 • 235 • So.  
Tuscaloosa, Ala.



**DON PARKER**  
DB • 6-2 • 178 • Fr.  
Hopkinsville, Ky.



**CHASE BOLING**  
LB • 6-2 • 235 • Jr.  
Lexington, Ky.



**CHANDLER MOODY**  
LS • 6-0 • 185 • Fr.  
Brentwood, Tenn.



**DURRELL NASH**  
LB • 6-0 • 215 • So.  
Chicago, Ill.



**JOE BIRCHETT**  
DL • 6-0 • 235 • Fr.  
Waynesboro, Tenn.



**ERIC SAMUTA**  
LB • 5-11 • 205 • Fr.  
Glen Ellyn, Ill.



**CHRIS STAHL**  
DL • 6-2 • 285 • So.  
St. Louis, Mo.



**J.R. BURNS**  
OL • 6-2 • 295 • Jr.  
Corinth, Miss.



**KINCER ARNETT**  
LB • 5-11 • 190 • Fr.  
Mayfield, Ky.




**WALLACE  
MCCOY**  
LB ▪ 5-10 ▪ 220 ▪ Fr.  
Paducah, Ky.



**KWAN  
STALLWORTH**  
OL ▪ 6-4 ▪ 295 ▪ Jr.  
Lithonia, Ga.



**AUSTIN  
HOGANCAMP**  
OL ▪ 6-3 ▪ 250 ▪ R-Fr.  
North Sutton, N.H.



**JACOB  
VANCE**  
OL ▪ 6-5 ▪ 270 ▪ Fr.  
Prospect, Ky.



**NATE  
WILKINSON**  
OL ▪ 6-3 ▪ 290 ▪ So.  
Franklin, Tenn.



**LEVI  
NESLER**  
OL ▪ 6-2 ▪ 290 ▪ Fr.  
Mayfield, Ky.



**MITCHELL  
PONDER**  
OL ▪ 6-5 ▪ 285 ▪ Fr.  
Glasgow, Ky.



**SHANE  
WALKER**  
OL ▪ 6-5 ▪ 285 ▪ Fr.  
Bartlett, Ill.



**ALEC  
DEHERRERA**  
OL ▪ 6-3 ▪ 310 ▪ Jr.  
Kansas City, Kan.



**CHRIS  
WHITE**  
OL ▪ 6-3 ▪ 310 ▪ Jr.  
Daphne, Ala.




**D'AVIAN  
PHILLIPS**  
OL ▪ 6-3 ▪ 305 ▪ Fr.  
Cadiz, Ky.



**STEVEN  
CLEMMONS**  
OL ▪ 6-4 ▪ 295 ▪ So.  
Lewisburg, Tenn.



**CAM  
CARTER**  
OL ▪ 6-6 ▪ 280 ▪ So.  
Adamsville, Ala.



**JOEL  
GALVAN**  
OL ▪ 6-8 ▪ 330 ▪ R-Fr.  
Bronx, N.Y.




**JOE  
IRBY**  
OL ▪ 6-4 ▪ 297 ▪ Sr.  
Nashville, Tenn.



**COREY  
JONES**  
WR ▪ 6-1 ▪ 185 ▪ Fr.  
Memphis, Tenn.



**ALEC  
RABOIN**  
WR ▪ 6-3 ▪ 195 ▪ Fr.  
Mattoon, Ill.



**SYLVAUGHN  
TURNER**  
WR ▪ 6-2 ▪ 170 ▪ R-Fr.  
Athens, Ala.




**KYLAN  
MARTIN**  
WR ▪ 6-1 ▪ 190 ▪ Fr.  
Humboldt, Tenn.



**RAJAI  
PERKINS**  
WR ▪ 6-0 ▪ 187 ▪ So.  
St. Louis, Mo.





**DEQUAN  
DALLAS**

WR • 6-1 • 176 • Fr.  
Memphis, Tenn.



**JENSEN  
FEGGINS**

WR • 6-2 • 200 • R-So.  
Columbia, S.C.




**AUSTIN  
THOMAS**

WR • 6-1 • 180 • Fr.  
Dresden, Tenn.



**MICHAEL  
MAGOCHY**

TE • 6-4 • 200 • R-Fr.  
Franklin, Tenn.



**RODNEY  
CASTILLE**

WR • 5-11 • 165 • Fr.  
Jackson, Tenn.



**AUSTIN  
DAULTON**

DL • 6-3 • 329 • Fr.  
Somerset, Ky.



**BISHOP  
WOODS**

DL • 6-2 • 253 • Sr.  
Atlanta, Ga.



**QUINDARIUS  
COLES**

DL • 6-4 • 250 • So.  
Bessemer, Ala.



**KAMERON  
PETTY**

DL • 6-2 • 295 • R-Fr.  
New Market, Ala.



**JAQUEZ  
HILL**

DL • 6-1 • 230 • Fr.  
Pleasant Grove, Ala.



**TROY-WAYNE  
QUINN**

DL • 6-1 • 245 • Sr.  
Prattville, Ala.



**TYLER  
STEPNEY**

DL • 6-2 • 240 • R-Jr.  
Memphis, Tenn.



**KOREY  
TILLMAN**

DL • 6-2 • 270 • So.  
New Orleans, La.



**RASHAD  
JOHNSON**

DL • 6-1 • 270 • Jr.  
Barnesville, Ga.



**2016 Murray State Football**  
 Murray St. Overall Team Statistics (as of Jul 05, 2017)  
**All games**



<b>Team Statistics</b>	<b>MUR</b>	<b>OPP</b>
SCORING	287	387
Points Per Game	26.1	35.2
Points Off Turnovers	100	54
FIRST DOWNS	206	283
Rushing	47	118
Passing	129	139
Penalty	30	26
RUSHING YARDAGE	856	2242
Yards gained rushing	1236	2486
Yards lost rushing	380	244
Rushing Attempts	345	468
Average Per Rush	2.5	4.8
Average Per Game	77.8	203.8
TDs Rushing	9	21
PASSING YARDAGE	3337	3139
Comp-Att-Int	302-477-14	244-412-11
Average Per Pass	7.0	7.6
Average Per Catch	11.0	12.9
Average Per Game	303.4	285.4
TDs Passing	24	25
TOTAL OFFENSE	4193	5381
Total Plays	822	880
Average Per Play	5.1	6.1
Average Per Game	381.2	489.2
KICK RETURNS: #-Yards	43-728	40-1059
PUNT RETURNS: #-Yards	15-103	19-88
INT RETURNS: #-Yards	11-95	14-109
KICK RETURN AVERAGE	16.9	26.5
PUNT RETURN AVERAGE	6.9	4.6
INT RETURN AVERAGE	8.6	7.8
FUMBLES-LOST	9-5	23-12
PENALTIES-Yards	73-694	98-847
Average Per Game	63.1	77.0
PUNTS-Yards	65-2710	55-2110
Average Per Punt	41.7	38.4
Net punt average	39.1	35.4
KICKOFFS-Yards	62-3639	71-3980
Average Per Kick	58.7	56.1
Net kick average	35.6	39.8
TIME OF POSSESSION/Game	26:53	33:07
3RD-DOWN Conversions	53/184	72/174
3rd-Down Pct	29%	41%
4TH-DOWN Conversions	10/22	11/18
4th-Down Pct	45%	61%
SACKS BY-Yards	21-122	37-217
MISC YARDS	5	0
TOUCHDOWNS SCORED	33	49
FIELD GOALS-ATTEMPTS	20-27	14-25
ON-SIDE KICKS	1-3	0-1
RED-ZONE SCORES	(33-44) 75%	(35-46) 76%
RED-ZONE TOUCHDOWNS	(20-44) 45%	(27-46) 59%
PAT-ATTEMPTS	(27-28) 96%	(39-44) 89%
ATTENDANCE	30840	80738
Games/Avg Per Game	5/6168	6/13456
Neutral Site Games		0/0

<b>Score by Quarters</b>	<b>1st</b>	<b>2nd</b>	<b>3rd</b>	<b>4th</b>	<b>OT</b>	<b>Total</b>
Murray St.	47	80	60	100	0	287
Opponents	120	118	41	108	0	387





**2016 Murray State Football**  
Murray St. Overall Individual Statistics (as of Jul 05, 2017)  
**All games**



Rushing	g	att	gain	loss	net	avg	td	lg	avg/g
MCGRAW, Mareio	1	101	600	29	571	5.7	6	77	51.9
JOHNSON, Demetr	1	104	323	44	279	2.7	1	18	27.9
GORDON, Trae	1	16	31	1	30	1.9	0	11	3.0
BLACKBURN, Jess	1	4	20	1	19	4.8	0	12	1.7
DODSON, Mark	1	4	16	0	16	4.0	0	12	16.0
JACKSON, Jonath	1	1	10	0	10	10.0	0	10	0.9
HARTZ, Houston	4	1	6	0	6	6.0	0	6	1.5
GANDY, Jordan	1	1	5	0	5	5.0	0	5	0.5
HUMPHRIES, KD	1	87	214	211	3	0.0	1	13	0.3
GRAY, Tyre	1	2	2	0	2	1.0	1	1	0.2
IRBY, Joe	9	1	0	2	-2	-2.0	0	0	-0.2
GAINEY, L.J.	1	3	3	9	-6	-2.0	0	2	-0.6
STULTS, Mitch	1	2	1	11	-10	-5.0	0	1	-0.9
BIRSE, Cameron	2	6	5	29	-24	-4.0	0	5	-12.0
TEAM	7	12	0	43	-43	-3.6	0	0	-6.1
<b>Total</b>	<b>1</b>	<b>345</b>	<b>1236</b>	<b>380</b>	<b>856</b>	<b>2.5</b>	<b>9</b>	<b>77</b>	<b>77.8</b>
<b>Opponents</b>	<b>1</b>	<b>468</b>	<b>2486</b>	<b>244</b>	<b>2242</b>	<b>4.8</b>	<b>21</b>	<b>75</b>	<b>203.8</b>

Punt Returns	no.	yds	avg	td	lg
GOLSON, Malik	11	77	7.0	0	46
BLACKBURN, Jess	4	26	6.5	0	13
<b>Total</b>	<b>15</b>	<b>103</b>	<b>6.9</b>	<b>0</b>	<b>46</b>
<b>Opponents</b>	<b>19</b>	<b>88</b>	<b>4.6</b>	<b>0</b>	<b>23</b>

Interceptions	no.	yds	avg	td	lg
WADE, D'Montre	3	17	5.7	0	13
SHIPLEY, Zach	1	5	5.0	0	5
WILLARD, Greg	1	0	0.0	0	0
QUINN, Troy-Wayn	1	0	0.0	0	0
FOSTER, Isaiah	1	17	17.0	0	17
WALTON, Nigel	1	2	2.0	0	2
WADE, Zachary	1	18	18.0	0	18
BOONE, Dylan	1	0	0.0	0	0
OWENS, Silas	1	36	36.0	0	36
<b>Total</b>	<b>11</b>	<b>95</b>	<b>8.6</b>	<b>0</b>	<b>36</b>
<b>Opponents</b>	<b>14</b>	<b>109</b>	<b>7.8</b>	<b>2</b>	<b>37</b>

Passing	g	effic	comp	att	in	pct	yds	td	lg	avg/g
HUMPHRIES, KD	1	135.44	283	442	11	64.0	3116	23	87	311.6
BIRSE, Cameron	2	110.79	17	32	2	53.1	228	1	64	114.0
HARTZ, Houston	4	-75.20	1	2	1	50.0	-6	0	0	-1.5
BLACKBURN, Jess	1	91.60	1	1	0	100.	-1	0	0	-0.1
<b>Total</b>	<b>1</b>	<b>132.81</b>	<b>302</b>	<b>477</b>	<b>14</b>	<b>63.3</b>	<b>3337</b>	<b>24</b>	<b>87</b>	<b>303.4</b>
<b>Opponents</b>	<b>1</b>	<b>137.91</b>	<b>244</b>	<b>412</b>	<b>11</b>	<b>59.2</b>	<b>3139</b>	<b>25</b>	<b>75</b>	<b>285.4</b>

Kick Returns	no.	yds	avg	td	lg
GOLSON, Malik	15	208	13.9	0	40
WADE, D'Montre	7	139	19.9	0	37
JOHNSON, Demetr	6	127	21.2	0	50
SANFORD, Marqu	5	107	21.4	0	37
MCGRAW, Mareio	5	102	20.4	0	28
JACKSON, Jonath	1	10	10.0	0	10
OWENS, Silas	1	4	4.0	0	4
FOSTER, Isaiah	1	18	18.0	0	18
GANDY, Jordan	1	8	8.0	0	8
BOLING, Chase	1	5	5.0	0	5
<b>Total</b>	<b>43</b>	<b>728</b>	<b>16.9</b>	<b>0</b>	<b>50</b>
<b>Opponents</b>	<b>40</b>	<b>1059</b>	<b>26.5</b>	<b>1</b>	<b>98</b>

Receiving	g	no.	yds	avg	td	lg	avg/g
GANDY, Jordan	1	62	976	15.7	11	75	88.7
BLACKBURN, Jess	1	52	747	14.4	3	87	67.9
JOHNSON, Demetr	1	31	388	12.5	3	67	38.8
STULTS, Mitch	1	31	257	8.3	2	27	23.4
MOSS, Jonathan	1	28	266	9.5	2	33	24.2
GOLSON, Malik	1	26	177	6.8	2	30	16.1
FEGGINS, Jensen	1	23	161	7.0	0	19	14.6
MCGRAW, Mareio	1	18	178	9.9	0	67	16.2
GAINEY, L.J.	1	16	93	5.8	0	18	9.3
GRAY, Tyre	1	8	65	8.1	1	25	5.9
PERKINS, Rajai	1	2	6	3.0	0	5	0.5
GORDON, Trae	1	2	0	0.0	0	6	0.0
TAYLOR, Sterling	1	1	16	16.0	0	16	1.6
BOLING, Chase	1	1	8	8.0	0	8	0.8
BIRSE, Cameron	2	1	-1	-1.0	0	0	-0.5
<b>Total</b>	<b>1</b>	<b>302</b>	<b>3337</b>	<b>11.0</b>	<b>24</b>	<b>87</b>	<b>303.4</b>
<b>Opponents</b>	<b>1</b>	<b>244</b>	<b>3139</b>	<b>12.9</b>	<b>25</b>	<b>75</b>	<b>285.4</b>

Fumble Returns	no.	yds	avg	td	lg
BOONE, Dylan	1	20	20.0	0	20
<b>Total</b>	<b>1</b>	<b>20</b>	<b>20.0</b>	<b>0</b>	<b>20</b>
<b>Opponents</b>	<b>0</b>	<b>0</b>	<b>0.0</b>	<b>0</b>	<b>0</b>



**2016 Murray State Football**  
Murray St. Overall Individual Statistics (as of Jul 05, 2017)  
**All games**

Scoring	td	fg	PAT				dx	saf	pts
			kick	rush	rcv	pass			
MITCHELL, Conno	-	20-27	27-28	-	-	-	-	-	87
GANDY, Jordon	11	-	-	-	-	-	-	-	66
MCGRAW, Mareio	6	-	-	-	-	-	-	-	36
JOHNSON, Demetr	4	-	-	-	-	-	-	-	24
BLACKBURN, Jess	3	-	-	-	1	-	-	-	20
GRAY, Tyre	2	-	-	-	-	-	-	-	12
STULTS, Mitch	2	-	-	0-1	-	1-1	-	-	12
GOLSON, Malik	2	-	-	-	-	-	-	-	12
MOSS, Jonathan	2	-	-	-	-	-	-	-	12
HUMPHRIES, KD	1	-	-	-	-	0-2	-	-	6
STRATTON, Lando	-	-	-	-	-	0-1	-	-	0
<b>Total</b>	<b>33</b>	<b>20-27</b>	<b>27-28</b>	<b>0-1</b>	<b>1</b>	<b>1-4</b>	<b>-</b>	<b>-</b>	<b>287</b>
<b>Opponents</b>	<b>49</b>	<b>14-25</b>	<b>39-44</b>	<b>3-3</b>	<b>2</b>	<b>2-2</b>	<b>-</b>	<b>1</b>	<b>387</b>

Total Offense	g	plays	rush	pass	total	avg/g
HUMPHRIES, KD	10	529	3	3116	3119	311.9
MCGRAW, Mareio	11	101	571	0	571	51.9
JOHNSON, Demetr	10	104	279	0	279	27.9
BIRSE, Cameron	2	38	-24	228	204	102.0
GORDON, Trae	10	16	30	0	30	3.0
BLACKBURN, Jess	11	5	19	-1	18	1.6
DODSON, Mark	1	4	16	0	16	16.0
JACKSON, Jonath	11	1	10	0	10	0.9
GANDY, Jordon	11	1	5	0	5	0.5
GRAY, Tyre	11	2	2	0	2	0.2
HARTZ, Houston	4	3	6	-6	0	0.0
IRBY, Joe	9	1	-2	0	-2	-0.2
GAINEY, L.J.	10	3	-6	0	-6	-0.6
STULTS, Mitch	11	2	-10	0	-10	-0.9
<b>TEAM</b>	<b>7</b>	<b>12</b>	<b>-43</b>	<b>0</b>	<b>-43</b>	<b>-6.1</b>
<b>Total</b>	<b>11</b>	<b>822</b>	<b>856</b>	<b>3337</b>	<b>4193</b>	<b>381.2</b>
<b>Opponents</b>	<b>11</b>	<b>880</b>	<b>2242</b>	<b>3139</b>	<b>5381</b>	<b>489.2</b>

Field Goals	fg	pct.	01-19	20-29	30-39	40-49	50-99	lg	blk
MITCHELL, Conno	20-27	74.1	0-0	3-3	13-17	3-5	1-2	50	0

Punting	no.	yds	avg	lg	tb	fc	i2050+	blk	
STRATTON, Lando	65	2714	41.7	78	4	19	18	12	0
<b>Total</b>	<b>65</b>	<b>2714</b>	<b>41.7</b>	<b>78</b>	<b>4</b>	<b>19</b>	<b>18</b>	<b>12</b>	<b>0</b>
<b>Opponents</b>	<b>55</b>	<b>2113</b>	<b>38.4</b>	<b>55</b>	<b>3</b>	<b>18</b>	<b>15</b>	<b>6</b>	<b>0</b>

FG Sequence	Murray St.	Opponents
Illinois	50,(34)	(48)
Missouri St.	(31),(36),(37)	42,36
Southern Ill.	(25)	(23)
Southeast Mo. St.	32,(39),38	(44),53
Austin Peay	(39),44	(39)
UT Martin	(50)	(37),(39),41,(37)
Eastern Illinois	(37),(36),(37),(49),(25),(40)	
Tennessee St.	(40),35	(31),(25),37,(20),42
Eastern Kentucky	38,(38),(30)	48,32,(21),28,19
Jacksonville St.	45,(45)	43
Tennessee Tech	(33),(38)	(37),(46)

Kickoffs	no.	yds	avg	tb	ob	retn	net	ydln
SAPPINGTON, Ja	50	300	60.2	13	1			
MITCHELL, Conno	11	576	52.4	2	1			
STRATTON, Lando	1	55	55.0	0	0			
<b>Total</b>	<b>62</b>	<b>363</b>	<b>58.7</b>	<b>15</b>	<b>2</b>	<b>26.5</b>	<b>35.6</b>	<b>29</b>
<b>Opponents</b>	<b>71</b>	<b>398</b>	<b>56.1</b>	<b>17</b>	<b>3</b>	<b>16.9</b>	<b>39.8</b>	<b>25</b>

Numbers in (parentheses) indicate field goal was made.





**2016 Murray State Football**  
Murray St. Overall Defensive Statistics (as of Jul 05, 2017)  
**All games**



#	Defensive Leaders	gp	Tackles				Sacks	Pass defense			Fumbles		blkd	
			ua	a	tot	tfl/yds		no-yds	int-yds	brup	qbh	rcv-yds	ff	kick
21	WADE, Zachary	10	35	55	90	2.0-5	.	1-18	4	.	3-0	.	.	.
24	OMLI, Toby	11	36	37	73	3.0-12	1.0-8	.	1	.	1-0	2	.	.
31	RODRIGUEZ, Sean	11	32	37	69	3.0-6	.	.	2	.	.	.	.	.
4	JACKSON, Jonathan	11	39	30	69	7.0-22	2.0-11	.	4	4	.	2	.	.
9	CRITTENDON, Lamon	10	23	40	63	8.0-19	1.0-5	.	3	2	.	.	1	.
17	FOSTER, Isaiah	11	29	26	55	3.0-3	.	1-17	4	.	.	1	.	.
25	PAIGE, Marico	11	26	28	54	4.0-20	2.5-16	.	.	8	1-0	2	.	.
5	WADE, D'Montre	11	33	17	50	1.0-1	.	3-17	15	.	.	.	1	.
91	WOODS, Bishop	9	18	26	44	6.5-18	2.5-11	.	.	4	.	1	2	.
6	SANFORD, Marquez	11	26	15	41	3.0-12	1.0-7	.	12	.	1-0	1	.	.
22	BOONE, Dylan	5	23	17	40	1.0-2	.	1-0	2	.	1-20	.	.	.
13	WILLIAMS, Quincy	10	13	19	32	4.0-6	.	.	1	4	.	.	1	.
8	SHIPLEY, Zach	11	17	13	30	1.0-2	.	1-5	1	1	.	.	.	.
46	OWENS, Silas	11	7	17	24	2.5-6	1.5-4	1-36	.	1	1-0	.	.	.
32	ELRINGTON, Zuri	10	14	9	23	7.0-25	4.0-22	.	.	2	.	1	.	.
95	QUINN, Troy-Wayne	11	10	11	21	6.0-33	4.5-31	1-0	.	3	.	1	.	.
27	WILLARD, Greg	11	12	6	18	1.0-1	.	1-0	1	1	.	.	.	.
99	JOHNSON, Rashad	11	5	12	17	2.5-3	.	.	.	3	.	.	.	.
34	WALTON, Nigel	11	9	6	15	.	.	1-2	5	.	.	.	.	.
45	SHAW, Derrick	11	6	5	11	0.5-0	.	.	.	1	1-0	1	.	.
38	SAPPINGTON, James	8	8	3	11	.	.	.	.	.	.	.	.	.
90	NALLS, Dee	9	3	5	8	0.5-2	.	.	.	.	1-0	.	.	.
98	TILLMAN, Korey	10	.	8	8	.	.	.	.	.	.	.	.	.
54	STAHL, Chris	10	1	7	8	1.0-7	1.0-7	.	1	1	1-0	.	.	.
84	PERKINS, Rajai	11	2	5	7	.	.	.	.	.	.	.	.	.
42	TYLER, Jordan	11	4	2	6	.	.	.	.	.	.	.	.	.
36	WHITT, D'Vaughn	10	3	3	6	0.5-0	.	.	.	.	.	.	.	.
16	GANDY, Jordon	11	2	2	4	.	.	.	.	.	1-0	.	.	.
1	GOLSON, Malik	11	3	.	3	.	.	.	.	.	.	1	.	.
20	MCGRAW, Mareio	11	2	1	3	.	.	.	.	.	.	.	.	.
26	JOHNSON, Demetric	10	3	.	3	.	.	.	.	.	.	1	.	.
80	TAYLOR, Sterling	10	1	2	3	.	.	.	.	.	.	.	.	.
89	MOSS, Jonathan	11	2	1	3	.	.	.	.	.	.	.	.	.
47	ADAMS, Robert	9	.	2	2	.	.	.	.	.	.	.	.	.
12	STULTS, Mitch	11	.	2	2	.	.	.	.	.	.	.	.	.
40	DREWERY, Wes	11	2	.	2	.	.	.	.	.	.	.	.	.
97	DUVALL, Ryan	10	.	2	2	.	.	.	.	.	.	.	.	.
3	GAINEY, L.J.	10	1	.	1	.	.	.	.	.	.	.	.	.
71	BANKS, Noah	10	1	.	1	.	.	.	.	.	.	.	.	.
49	BOLING, Chase	10	.	1	1	.	.	.	.	.	.	.	.	.
41	MITCHELL, Connor	11	1	.	1	.	.	.	.	.	.	.	.	.
51	RAINEY, Ryan	11	.	1	1	.	.	.	.	.	.	.	.	.
39	DAVIS, Andre	2	.	1	1	.	.	.	.	.	.	.	.	.
69	WHITE, Chris	10	.	1	1	.	.	.	.	.	.	.	.	.
Total		11	452	475	927	68-205	21-122	11-95	56	35	12-20	14	5	.
Opponents		11	436	408	844	104-393	37-217	14-109	44	36	5-0	5	.	1

# YEAR-BY-YEAR LEADERS

## RUSHING ATTEMPTS

Year	Player	Att
1953	Bobby Mason	56
1954	Carl Walker	92
1955	No stats available	
1956	No stats available	
1957	Jack Morris	95
1958	Jack Morris	96
1959	Jack Morris	80
1960	Bud Crafton	89
1961	Tony Fioravanti	90
1962	Tommy Glover	138
1963	Tommy Glover	129
1964	Tommy Glover	145
1965	Tom Giannini	124
1966	Don Faughn	74
1967	Russ Hake	113
1968	Russ Hake	184
1969	Rick Fisher	156
1970	Jim Brown	113
1971	Rick Fisher	224
1972	George Greenfield	251
1973	Don Clayton	242
1974	Don Clayton	276
1975	Art Kennedy	154
1976	Mike Dickens	124
1977	Danny Lee Johnson	122
1978	Danny Lee Johnson	253
1979	Danny Lee Johnson	156
1980	Nick Nance	150
1981	Gino Gibbs	180
1982	Ellery Moreland	80
1983	Willie Cannon	179
1984	Willie Cannon	133
1985	Rodney Payne	177
1986	Rodney Payne	192
1987	Rodney Payne	104
1988	Michael Proctor	149
1989	Michael Proctor	148
1990	Michael Davis	124
1991	Tremain Lewis	107
1992	Timmy Bland	107
	Tremain Lewis	107
1993	Waynee McGowan	148
1994	Waynee McGowan	161
1995	Derrick Cullors	287
1996	Anthony Downs	189
1997	Anthony Downs	210
1998	Justin Bivins	152
1999	Jermaine Mannering	169
2000	Garner Byars	131
2001	Garner Byars	143
2002	Billy Blanchard	179
2003	Ron Lane	161
2004	Chad Cook	187
2005	Chad Cook	141
2006	Charlie Jordan	124
2007	Jeff Ehrhardt	146
2008	Charlie Jordan	139
2009	Charlie Jordan	167
2010	Mike Harris	139
2011	Mike Harris	189
2012	Duane Brady	118
2013	Jaamal Berry	128
2014	Pokey Harris	106
2015	Roman Clay	189
2016	Demetric Johnson	104

## RUSHING YARDS

Year	Player	Yards
1948	Winfred Dill	602
1949	Winfred Dill	463
1950	Phil Foster	519
1951	No stats available	
1952	Bernie Behrendt	319
1953	Carl Walker	406
1954	Carl Walker	596
1955	Carl Walker	667
1956	Dave Bottos	524
1957	Jack Morris	469
1958	Jack Morris	384
1959	Jack Morris	339
1960	Bud Crafton	411
1961	Bill Jaslowski	264
1962	Tommy Glover	599
1963	Tommy Glover	470
1964	Tommy Glover	697
1965	John Bryant	499
1966	Don Faughn	308
1967	Russ Hake	362
1968	Russ Hake	912
1969	Rick Fisher	871
1970	Jim Brown	458
1971	Rick Fisher	1,078
1972	George Greenfield	1,155
1973	Don Clayton	1,403
1974	Don Clayton	1,257
1975	Larry Jones	417
1976	Tony Franklin	280
1977	Danny Lee Johnson	565
1978	Danny Lee Johnson	1,217
1979	Danny Lee Johnson	634
1980	Nick Nance	566
1981	Nick Nance	837
1982	Ellery Moreland	361
1983	Willie Cannon	776
1984	Willie Cannon	728
1985	Rodney Payne	960
1986	Rodney Payne	873
1987	Willie Cannon	537
1988	Michael Proctor	515
1989	Michael Proctor	451
1990	Chris Sypho	440
1991	Waynee McGowan	453
1992	Timmy Bland	604
1993	Waynee McGowan	723
1994	Waynee McGowan	756
1995	Derrick Cullors	1,842
1996	Anthony Downs	1,029
1997	Anthony Downs	1,011
1998	Justin Bivins	720
1999	Jermaine Mannering	888
2000	Mario Riley	852
2001	Billy Blanchard	715
2002	Billy Blanchard	1,081
2003	Ron Lane	676
2004	Chad Cook	834
2005	Chad Cook	692
2006	Charlie Jordan	448
2007	Charlie Jordan	601
2008	Paul McKinnis	556
2009	Charlie Jordan	596
2010	Mike Harris	904
2011	Mike Harris	1,018
2012	Jaamal Berry	675
2013	Jaamal Berry	668
2014	Pokey Harris	627
2015	Roman Clay	916
2016	Mareio McGraw	571

## RUSHING TOUCHDOWNS

Year	Player	TDs
1953	John Bohna	5
1954	Carl Walker	5
1955	No stats available	
1956	No stats available	
1957	Don Johnson	5
1958	Jack Morris	5
1959	Jack Morris	4
1960	Bill Jaskowski	6
1961	Bill George	4
1962	Tommy Glover	6
1963	Tommy Glover	6
1964	Charlie Forrest	7
1965	Tom Giannini	4
1966	Terry Croom	5
1967	Russ Hake	6
1968	Russ Hake	5
1969	Rick Fisher	5
1970	Rick Fisher	3
1971	George Greenfield	3
	Rick Fisher	3
1972	George Greenfield	6
1973	Don Clayton	9
1974	Don Clayton	6
1975	Larry Jones	3
1976	Mike Dickens	3
1977	Austine Perine	5
1978	Danny Lee Johnson	12
1979	Tony Lester	4
1980	Lindsey Hudspeth	7
1981	Nick Nance	9
1982	Tom Moore	2
1983	Willie Cannon	10
1984	Bill Bird	7
1985	Rodney Payne	11
1986	Bill Bird	10
1987	Willie Cannon	6
1988	Michael Proctor	7
1989	Patrick White	4
1990	Michael Davis	5
1991	Tremain Lewis	3
	Waynee McGowan	3
1992	Timmy Bland	7
1993	Waynee McGowan	4
1994	David McCann	6
	Waynee McGowan	6
1995	Derrick Cullors	17
1996	Anthony Downs	9
1997	Anthony Downs	12
1998	Wilbert Smith	5
1999	Tim Linville	7
2000	Mario Riley	11
2001	Garner Byars	8
2002	Billy Blanchard	16
2003	Chad Cook	5
	Ron Lane	5
2004	Chad Cook	11
2005	Steve Chaney	5
2006	Chad Cook	4
2007	Jeff Ehrhardt	5
2008	Charlie Jordan	6
	Paul McKinnis	6
2009	Charlie Jordan	5
2010	Mike Harris	10
2011	Mike Harris	13
2012	Duane Brady	8
2013	Duane Brady	6
2014	KD Humphries	7
2015	Roman Clay	11
2016	Mareio McGraw	6

## RECEIVING RECEPTIONS

Year	Player	Rec
1953	Carl Walker	11
1954	Don Heine	20
1955	No stats available	
1956	No stats available	
1957	Don Sparks	6
1958	Jack Morris	3
1959	Three players	6
1960	Bill Unyi	13
1961	Bill Unyi	19
1962	Gary Foltz	25
1963	Jerry Grantham	24
1964	Dennis Jackson	19
1965	John Watson	45
1966	Wayne Wilson	34
1967	Harvey Tanner	88
1968	Gerald Youg	44
1969	Jack Wolf	42
1970	Billy Hess	26
	Jack Wolf	26
1971	Jeff Votaw	12
1972	Jeff Votaw	23
1973	Bill Farrell	34
1974	Garry Brumm	17
1975	Willie DeLoach	23
1976	Garry Brumm	17
	David Thomas	17
1977	David Thomas	29
1978	David Thomas	35
1979	Anthony Robbins	22
	Kris Robbins	22
1980	Anthony Robbins	25
1981	Nick Nance	16
1982	Stan Trice	36
1983	Lee McCormick	31
1984	Lee McCormick	39
1985	Lee McCormick	52
1986	Stanley Howard	30
1987	Stanley Howard	31
1988	Glen Arterburn	30
1989	Glen Arterburn	38
	James Huff	38
1990	James Huff	30
1991	David Redmond	25
1992	David Redmond	30
1993	Waynee McGowan	33
1994	Timmy Bland	29
1995	Kwabene Idelette	40
1996	Reggie Swinton	66
1997	Reggie Swinton	35
1998	Terrance Tillman	41
1999	Joe Perez	64
2000	Shaun Boykins	56
2001	Marcus Christon	50
2002	DeAndre Green	69
2003	DeAndre Green	57
2004	Daniel Rumley	36
2005	Daniel Rumley	40
2006	Rod Harper	48
2007	Rod Harper	57
2008	Marcus Harris	61
2009	Marcus Harris	45
2010	Marcus Harris	84
2011	Ja-Vonta Trotter	48
2012	Walter Powell	94
2013	Walter Powell	66
2014	Jeremy Harness	81
2015	Paul Rice	79
2016	Jordon Gandy	62

# YEAR-BY-YEAR LEADERS

## RECEIVING YARDS

Year	Player	Yards
1953	Carl Walker	190
1954	Don Heine	376
1955	Don Heine	376
1956	Don Heine	272
1957	Don Sparks	86
1958	Jim Barton	40
1959	Buddy Searcy	171
1960	Gary Foltz	116
1961	Bill Unyi	251
1962	Gary Foltz	353
1963	Jerry Grantham	408
1964	Dennis Jackson	349
1965	John Watson	593
1966	Wayne Wilson	554
1967	Harvey Tanner	996
1968	Gerald Young	583
1969	Jack Wolf	589
1970	Jack Wolf	373
1971	Bill Farrell	282
1972	Jeff Votaw	352
1973	Bill Farrell	612
1974	Willie DeLoach	266
1975	Willie DeLoach	405
1976	David Thomas	219
1977	David Thomas	407
1978	David Thomas	471
1979	Anthony Robbins	400
1980	Anthony Robbins	533
1981	John Walsh	385
1982	Stan Trice	546
1983	Lee McCormick	449
1984	Lee McCormick	619
1985	Lee McCormick	769
1986	Stanley Howard	818
1987	Stanley Howard	682
1988	Glen Arterburn	578
1989	Glen Arterburn	650
1990	James Huff	393
1991	David Redmond	398
1992	David Redmond	627
1993	Matt Hall	602
1994	Matt Hall	629
1995	Kwabene Idelette	727
1996	Reginald Swinton	1,042
1997	Reginald Swinton	642
1998	Terrence Tillman	670
1999	Terrence Tillman	1,057
2000	Michael Slater	819
2001	Michael Slater	600
2002	Deandre Green	1,002
2003	Deandre Green	847
2004	Daniel Rumley	578
2005	Maurice Marchman	504
2006	Rod Harper	573
2007	Rod Harper	779
2008	Derrick Townsel	667
2009	Derrick Townsel	452
2010	Marcus Harris	1,057
2011	Walter Powell	584
2012	Walter Powell	1,213
2013	Walter Powell	837
2014	Janawski Davis	909
2015	Jeremy Harness	912
2016	Jordon Gandy	976

## RECEIVING TOUCHDOWNS

Year	Player	TDs
1953	Three Players	1
1954	Heine	2
1955	No stats available	
1956	No stats available	
1957	Three players	1
1958	Kaiser	2
1959	Three players	1
1960	Three players	1
1961	Bill Unyi	3
1962	Gary Foltz	4
1963	Jerry Grantham	4
1964	Dennis Jackson	5
1965	John Watson	4
1966	Wayne Wilson	4
1967	Gerald Young	7
1968	Billy Hess	13
1969	Rick Fisher	6
1970	Billy Hess	3
1971	Jack Wolf	3
1972	Bill Farrell	3
1973	Three players	1
1974	Bill Farrell	5
1975	Douglas Sanders	3
1976	Willie DeLoach	2
1977	David Thomas	3
1978	Kris Robbins	3
1979	David Thomas	3
1980	Greg King	5
1981	Six players	1
1982	Anthony Robbins	25
1983	John Walsh	5
1984	Stan Trice	3
1985	Chuck Cummings	2
1986	Lee McCormick	5
1987	Stanley Howard	6
1988	Stanley Howard	3
1989	Stanley Howard	3
1990	James Huff	5
1991	Glen Arterburn	9
1992	James Huff	1
1993	Rick Miller	1
1994	Kris Minnich	1
1995	Rick Miller	3
1996	David Redmond	3
1997	Matt Hall	4
1998	Norman Mason	4
1999	Matt Hall	7
2000	Derrick Cullors	4
2001	Kwabene Idelette	4
2002	Jesse Jones	8
2003	Reggie Swinton	8
2004	Reggie Swinton	7
2005	Terrance Tillman	7
2006	Terrance Tillman	14
2007	Michael Slater	7
2008	Michael Slater	5
2009	De Andre Green	6
2010	DeAndre Green	6
2011	Daniel Rumley	6
2012	Daniel Rumley	6
2013	Maurice Marchman	6
2014	Rod Harper	8
2015	Rod Harper	10
2016	Marcus Harris	6
2017	Marcus Harris	6
2018	Daniel Ard	3
2019	Daniel Ard	3
2020	Marcus Harris	9
2021	Walter Powell	5
2022	Walter Powell	5
2023	Patrick Robertson	5
2024	Walter Powell	10
2025	Walter Powell	13

2014	Janawski Davis	13
2015	Janawski Davis	7
2016	Jordo Gandy	11

## PASSING ATTEMPTS

Year	Player	Att
1953	Ray Lafser	50
1954	Rennie Phillips	67
1955	No stats available	
1956	No stats available	
1957	Jere Stripling	44
1958	Buddy Parker	36
1959	Wade Harper	62
1960	Tony Fioravanti	126
1961	Tony Fioravanti	141
1962	Tony Fioravanti	159
1963	Tony Fioravanti	157
1964	Charlie Forrest	150
1965	Charlie Forrest	185
1966	Toby Thomason	163
1967	Larry Tillman	380
1968	Larry Tillman	266
1969	Matt Haug	311
1970	Garnett Scott	152
1971	Garnett Scott	76
1972	Mike Hobbie	91
1973	Tom Pandolfi	214
1974	Tom Pandolfi	169
1975	Mike Hobbie	218
1976	Mike Dickens	158
1977	Mike Dickens	136
1978	Mike Dickens	190
1979	Ricky Ray	156
1980	Gino Gibbs	175
1981	Gino Gibbs	187
1982	Winston Ford	215
1983	Kevin Sisk	259
1984	Kevin Sisk	227
1985	Kevin Sisk	240
1986	Michael Proctor	243
1987	Michael Proctor	287
1988	Michael Proctor	277
1989	Michael Proctor	375
1990	Kevin Proctor	132
1991	Tremain Lewis	239
1992	Tremain Lewis	174
1993	Butch Mosby	150
1994	Benji Bona	151
1995	Mike Cherry	275
1996	Mike Cherry	365
1997	Dan Loyd	306
1998	Justin Fuente	393
1999	Justin Fuente	400
2000	Stewart Childress	392
2001	Stewart Childress	352
2002	Stewart Childress	266
2003	Stephen Hatchell	249
2004	Adam Fisher	218
2005	Ryne Salyer	194
2006	Zach Barnard	277
2007	Jeff Ehrhardt	393
2008	Jeff Ehrhardt	266
2009	Nico Yantko	156
2010	Casey Brockman	320
2011	Casey Brockman	477
2012	Casey Brockman	517
2013	Maikhail Miller	327
2014	KD Humphries	473
2015	KD Humphries	532
2016	KD Humphries	442

## PASSING COMPLETIONS

Year	Player	Comp
1953	Ray Lafser	19
1954	Rennie Phillips	28
1955	No stats available	
1956	No stats available	
1957	Jere Stripling	19
1958	Buddy Parker	13
1959	Wade Harper	18
1960	Tony Fioravanti	58
1961	Tony Fioravanti	77
1962	Tony Fioravanti	83
1963	Tony Fioravanti	81
1964	Charlie Forrest	64
1965	Charlie Forrest	83
1966	Toby Thomason	80
1967	Larry Tillman	190
1968	Larry Tillman	137
1969	Matt Haug	161
1970	Garnett Scott	63
1971	Garnett Scott	38
1972	Mike Hobbie	35
1973	Tom Pandolfi	35
1974	Tom Pandolfi	104
1975	Mike Hobbie	81
1976	Mike Dickens	99
1977	Mike Dickens	60
1978	Mike Dickens	74
1979	Mike Dickens	93
1980	Ricky Ray	76
1981	Gino Gibbs	79
1982	Gino Gibbs	92
1983	Winston Ford	94
1984	Kevin Sisk	141
1985	Kevin Sisk	108
1986	Kevin Sisk	133
1987	Michael Proctor	122
1988	Michael Proctor	152
1989	Michael Proctor	132
1990	Michael Proctor	192
1991	Kevin Proctor	52
1992	Tremain Lewis	97
1993	Tremain Lewis	62
1994	Butch Mosby	81
1995	Benji Bona	73
1996	Mike Cherry	166
1997	Mike Cherry	199
1998	Dan Loyd	144
1999	Justin Fuente	218
2000	Justin Fuente	240
2001	Stewart Childress	230
2002	Stewart Childress	188
2003	Stewart Childress	169
2004	Stephen Hatchell	131
2005	Adam Fisher	120
2006	Ryne Salyer	97
2007	Zach Barnard	156
2008	Jeff Ehrhardt	236
2009	Jeff Ehrhardt	169
2010	Nico Yantko	86
2011	Casey Brckman	213
2012	Casey Brockman	316
2013	Casey Brockman	359
2014	Maikhail Miller	219
2015	KD Humphries	319
2016	KD Humphries	330
2017	KD Humphries	283



# YEAR-BY-YEAR LEADERS

## PASSING

Year	Player	Yards
1948	Danny Wales	112
1949	Danny Wales	138
1950	Phil Foster	18
1951	No stats available	
1952	Ray Lafser	305
1953	Ray Lafser	305
1954	Rennie Phillips	587
1955	Rennie Phillips	332
1956	Rennie Phillips	349
1957	Jere Stripling	375
1958	Buddy Parker	189
1959	Buddy Parker	269
1960	Tony Fioravanti	605
1961	Tony Fioravanti	858
1962	Tony Fioravanti	1,055
1963	Tony Fioravanti	1,044
1964	Charlie Forrest	975
1965	Charlie Forrest	1,044
1966	Toby Thomason	1,102
1967	Larry Tillman	2,300
1968	Larry Tillman	2,206
1969	Matt Haug	2,327
1970	Garnett Scott	846
1971	Garnett Scott	511
1972	Mike Hobbie	572
1973	Tom Pandolfi	1,621
1974	Tom Pandolfi	917
1975	Mike Hobbie	1,329
1976	Mike Dickens	659
1977	Mike Dickens	828
1978	Mike Dickens	1,190
1979	Ricky Ray	952
1980	Gino Gibbs	1,243
1981	Gino Gibbs	1,310
1982	Winston Ford	1,111
1983	Kevin Sisk	1,752
1984	Kevin Sisk	1,524
1985	Kevin Sisk	1,641
1986	Michael Proctor	1,768
1987	Michael Proctor	2,375
1988	Michael Proctor	1,987
1989	Michael Proctor	2,812
1990	Kevin Proctor	680
1991	Tremain Lewis	1,357
1992	Tremain Lewis	1,020
1993	Butch Mosby	1,091
1994	Benji Bona	1,034
1995	Mike Cherry	2,084
1996	Mike Cherry	2,406
1997	Dan Loyd	1,915
1998	Justin Fuente	2,895
1999	Justin Fuente	3,497
2000	Stewart Childress	2,928
2001	Stewart Childress	2,079
2002	Stewart Childress	1,894
2003	Stephen Hatchell	1,441
2004	Adam Fisher	1,485
2005	Ryne Salyer	1,062
2006	Zach Barnard	1,583
2007	Jeff Ehrhardt	2,567
2008	Jeff Ehrhardt	1,885
2009	Nico Yantko	740
2010	Casey Brockman	2,442
2011	Casey Brockman	3,276
2012	Casey Brockman	3,729
2013	Maikhail Miller	2,221
2014	KD Humphries	3,488
2015	KD Humphries	3,778
2016	KD Humphries	3,116

## PASSING

Year	Player	TDs
1953	Ray Lafser	3
1954	Rennie Phillips	3
1955	No stats available	
1956	No stats available	
1957	Jere Stripling	2
1958	Buddy Parker	1
	Wade Harper	1
1959	Buddy Parker	3
1960	Tony Fioravanti	3
1961	Tony Fioravanti	5
1962	Tony Fioravanti	6
1963	Tony Fioravanti	6
1964	Charlie Forrest	11
1965	Charlie Forrest	9
1966	Larry Tillman	3
1967	Larry Tillman	18
1968	Larry Tillman	23
1969	Matt Haug	19
1970	Garnett Scott	8
1971	Garnett Scott	6
1972	Mike Hobbie	2
	Tom Pandolfi	2
1973	Tom Pandolfi	10
1974	Tom Pandolfi	9
1975	Mike Hobbie	5
1976	Mike Dickens	3
1977	Mike Dickens	6
1978	Mike Dickens	7
1979	Ricky Ray	4
1980	Gino Gibbs	10
1981	Gino Gibbs	8
1982	Winston Ford	6
1983	Kevin Sisk	5
1984	Kevin Sisk	12
1985	Kevin Sisk	13
1986	Michael Proctor	12
1987	Michael Proctor	12
1988	Michael Proctor	9
1989	Michael Proctor	22
1990	Kevin Proctor	2
1991	Tremain Lewis	9
1992	Tremain Lewis	3
1993	Cory Rodney	6
1994	Herman Taylor	7
1995	Mike Cherry	18
1996	Mike Cherry	18
1997	Dan Loyd	14
1998	Justin Fuente	23
1999	Justin Fuente	27
2000	Stewart Childress	20
2001	Stewart Childress	9
2002	Stewart Childress	14
2003	Stephen Hatchell	7
2004	Adam Fisher	7
2005	Ryne Salyer	8
2006	Zach Barnard	11
2007	Jeff Ehrhardt	21
2008	Jeff Ehrhardt	11
2009	Nico Yantko	5
2010	Casey Brockman	15
2011	Casey Brockman	25
2012	Casey Brockman	28
2013	Maikhail Miller	18
2014	KD Humphries	27
2015	KD Humphries	22
2016	KD Humphries	23

## SCORING

Year	Player	Points
1948	Joe Bronson	42
1949	Winfred Dill	30
1950	Phil Foster	42
1951	No stats available	
1952	Bernie Behrendt	45
1953	John Bohna	36
1954	Carl Walker	37
1955	Carl Walker	54
1956	Dave Bottos	49
1957	Don Johnson	30
1958	Jack Morris	30
1959	Jack Morris	30
1960	Bill Jaslowski	36
1961	Bill George	24
1962	Tommy Glover	36
1963	Charlie Forrest	38
1964	Charlie Forrest	59
1965	John Watson	42
1966	Terry Croom	30
1967	Russ Hake	42
	Gerald Young	42
1968	Billy Hess	78
1969	Rick Fisher	66
1970	Jim Brown	26
1971	Stan Watts	48
1972	George Greenfield	36
1973	Don Clayton	54
1974	Steve Martin	47
1975	Edmodi Amagwula	34
1976	Hank LaGorce	36
1977	Austine Perine	30
1978	Danny Lee Johnson	72
1979	Lindsey Hudspeth	54
1980	David Tuck	56
1981	Nick Nance	54
1982	Jeff Lancaster	39
1983	Willie Cannon	66
1984	Paul Hickert	71
1985	Rodney Payne	68
1986	Paul Hickert	61
1987	Paul Hickert	87
1988	Greg Duncan	60
1989	Greg Duncan	58
1990	Michael Davis	30
1991	Chris Dill	34
1992	Timmy Bland	48
1993	Chris Dill	59
1994	Matt Hall	42
1995	Derrick Cullors	120
1996	Rob Hart	112
1997	Anthony Downs	72
1998	Greg Miller	75
1999	Terrence Tillman	84
2000	Mario Riley	72
2001	Shane Andrus	66
2002	Billy Blanchard	96
2003	Jesse Ohliger	63
2004	Chad Cook	66
2005	Maurice Marchman	36
2006	Rod Harper	50
2007	Rod Harper	60
2008	Kienan Cullen	69
2009	Kienan Cullen	64
2010	Kienan Cullen	89
2011	Mike Harris	84
2012	Jordan Benton	86
2013	Walter Powell	90
2014	Janawski Davis	90
2015	Roman Clay	66
2016	Connor Mitchell	87

## DEFENSE

Year	Player	Tackles
1967	Doc Sanders	67
1968	Sam Tandy	63
1969	Frank Head	158
1970	Frank Head	143
1971	No stats available	
1972	Paul Coltharp	76
	Jerry Stanley	76
1973	Bruce Farris	106
1974	Alfred Caldwell	131
1975	Larry Jasper	76
1976	Al Martin	73
1977	Eddie McFarland	94
1978	Bruce Martin	118
1979	Richard Lanpher	120
1980	Jeff Gardner	117
1981	Donald White	160
1982	Glenn Jones	135
1983	Dan Coleman	116
1984	Dan Coleman	115
1985	Tony Woodie	112
1986	Tony Woodie	111
1987	Jon Tharpe	139
1988	Danny Amato	131
1989	Danny Amato	149
1990	Reggie Kennedy	150
1991	Martin Diehl	89
1992	Kevin Gibbs	100
1993	Anthony Hutch	69
1994	Chad Gann	81
1995	Ronnie Merritt	83
1996	Ronnie Merritt	94
1997	Kenny Thomas	103
1998	Beau Guest	114
1999	Jai Williams	95
2000	Beau Guest	106
2001	Travis Hampton	78
2002	Bobby Sanders	96
2003	Bobby Sanders	92
2004	Rohan Godson	86
2005	Nathan Williams	103
2006	J.R. Webber	106
2007	Tamar Butler	79
2008	Nathan Williams	179
2009	Tamar Butler	105
2010	Brandon Wicks	73
2011	Sam Small	115
2012	Brandon Wicks	73
2013	Brandon Wicks	98
2014	Jonathan Jackson	134
2015	DeQuinten Spraggins	90
2016	Zachary Wade	90

# YEAR-BY-YEAR LEADERS

## DEFENSE

### SACKS

Year	Player	Sacks
1987	Kent Lapa	7.5
1988	Jamie Lowicz	9.0
1989	Jeff Urbano	7.0
1990	Robby Lanon	7.0
1991	Robert Sillman	6.0
1992	Three players	3.0
1993	Anthony Hutch	9.5
1994	Jeff Hornack	3.5
1995	Ronnie Merritt	5.5
1996	Renardo Hampton	10.5
1997	Marcus Stepp	7.5
1998	Marcus Stepp	10.5
1999	Kareem Vaughn	5.5
2000	Phillip Wasson	3.5
2001	Zelber Johnson	3.0
2002	Brian Moss	3.5
2003	Marcus White	7.0
2004	Marcus White	3.0
2005	Adam Speeg	3.5
2006	Nathan Williams	3.0
2007	Tamar Butler	5.0
2008	Austen Lane	12.0
2009	Austen Lane	11.0
2010	Joe Gamsky	3.5
	Arlester McKinnon	3.5
2011	Kevin Robinson	7.0
2012	Three Players	2.0
2013	Chavez Sims	5.0
2014	Felton Collins	4.5
2015	Elijah Daniel	3.5
2016	Troy-Wayne Quinn	4.5

## DEFENSE

### INTERCEPTIONS

Year	Player	INTs
1959	Wade Harper	2
1960	No stats available	
1961	Robert Hines	2
	Buddy Parker	2
1962	Dennis Jackson	3
1963	Dennis Jackson	5
1964	Clyde Adkins	4
	Dennis Jackson	4
1965	Bill Green	5
1966	Bill Green	3
	Harvy Tanner	3
1967	Four Players	2
1968	Lennie Jexik	5
1969	Jimmy Harrell	6
	Bud Qualk	6
1970	Three players	4
1971	Larry Brock	4
1972	Paul Coltharp	3
	Bruce Farris	3
1973	Paul Coltharp	2
	Don Hettich	2
1974	Bruce Walker	8
1975	Eddie McFarland	5
1976	Bruce Walker	5
1977	Roy Hackley	4
	Eddie McFarland	4
1978	Jerry Powell	3
1979	Greg Evans	5
1980	Lamar Williams	3
1981	Gregg Evans	4
	Ronald Hopkins	4
1982	Ronald Hopkins	3
1983	Ralph Robinson	5
1984	Ralph Robinson	8

1985	James Yarbrough	5
1986	Three Players	2
1987	Tim Broady	5
1988	Tim Broady	2
	Shelton Burruss	2
1989	William Hoston	4
	Xavier Pope	4
1990	Beau Brown	4
1991	William Hoston	4
1992	Six Players	1
1993	Jermaine Scott	5
1994	William Hampton	4
1995	William Hampton	8
1996	William Hampton	6
1997	Kenny Thomas	5
1998	Tony Esters	3
	Chauncey McGee	3
1999	Three players	2
2000	Beau Guest	4
2001	Jeremy Davis	4
2002	Mandrell Jones	4
2003	Michael Hanley	5
2004	Onsha Whitaker	7
2005	Derrick Parrott	3
2006	Dominic Spinks	4
2007	Three Players	2
2008	Lamar Hall	3
	Will Werner	3
2009	Three Players	2
2010	Nathan Brinkley	3
2011	Darius Buck	2
	Julian Whitehead	2
2012	Julian Whitehead	2
2013	Josh Manning	3
	Darrell Smith	3
2014	DeQuinten Spraggins	2
2015	Three Players	2
2016	D'Montre Wade	3

## WINS

Year	Record
1. 1996	11-2-0
1995	11-1-0
3. 1984	9-2-0
1980	9-2-0
1979	9-2-1
1974	9-2-0
1948	9-1-1
1933	9-0-0
9. 1928	9-0-1
1981	8-3-0
1951	8-1-0
1937	8-1-1

## TOTAL PLAYS

Year	Plays
1. 1996	933
2. 2012	910
3. <b>2015</b>	<b>901</b>
4. 2010	900
5. 2014	893
6. 2011	884
7. 2013	882
8. 2007	881
9. 1995	874
10. 2003	841

## TOTAL YARDS

Year	Yards
1. 2014	5,625
2. 1995	5,566
3. 2012	5,328
4. 1996	5,427
5. 1999	5,175
6. <b>2015</b>	<b>5,127</b>
7. 2011	5,070
8. 2000	4,982
9. 2010	4,947
10. 2002	4,799

## TOTAL YARDS/GAME

Year	Yards
1. 2012	484.4
2. 1999	470.5
3. 2014	468.8
4. <b>2015</b>	<b>466.1</b>
5. 1995	463.8
6. 2011	460.9
7. 2000	452.9
8. 2010	449.7
9. 2007	421.5
10. 1996	417.5

## TOTAL POINTS

Year	Points
1. 1996	458
2. 1995	455
3. 2014	439
4. 2012	431
5. 1928	428
6. 1999	415
7. 2011	408
8. 2010	397
9. 2002	382
10. 2000	366

## TOTAL POINTS/GAME

Year	Points
1. 1928	42.8
2. 2012	39.2
3. 1995	37.9
4. 1999	37.7
5. 2011	37.1
6. 2014	36.6
7. 2010	36.1
8. 1996	35.2
9. 2000	33.3
10. 2002	31.8

## FIRST DOWNS

Year	First Downs
1. 2012	299
2. 2014	293
3. 2011	275
4. 1995	274
5. 1996	271
6. 1999	268
7. 2007	267
8. 1990	265
9. 2010	260
10. 2015	255

## RUSHING ATTEMPTS

Year	Attempts
1. 1995	578
2. 1976	574
3. 1981	560
4. 2002	557
5. 1992	544
6. 2004	534
7. 1991	528
8. 1978	528
9. 1958	512
10. 1986	507

## RUSHING YARDS

Year	Yards
1. 1995	3,034
2. 2002	2,849
3. 1996	2,538
4. 1981	2,435
5. 2004	2,413
6. 1992	2,171
7. 1991	2,050
8. 2005	2,024
9. 1958	2,002
10. 1973	1,978

## RUSHING YARDS/GAME

Year	Yards
1. 1948	260.4
2. 1995	252.8
3. 2002	237.4
4. 1981	221.4
5. 2004	219.4
6. 1978	203.3
7. 1958	200.2
8. 1953	198.6
9. 1973	197.8
10. 1992	197.4

## RUSHING TOUCHDOWNS

Year	TDs
1. 1995	36
2. 2002	35
3. 2004	29
1996	29
5. 2000	27
6. 2010	25
7. 1978	24
8. 2012	23
9. 1999	22
1985	22

## PASSING ATTEMPTS

Year	Attempts
1. 2015	538
2. 2012	533
3. 2014	531
4. 2010	515
5. 2011	493
6. 2016	477
7. 2013	458
8. 2007	438
9. 1998	423
10. 2008	407

## PASSING COMPLETIONS

Year	Completions
1. 2012	370
2. 2014	352
3. 2010	347
4. 2015	333
5. 2011	326
6. 2013	306
7. 2016	302
8. 2007	262
9. 2008	256
10. 1999	241

## PASSING YARDS

Year	Yards
1. 2014	3,931
2. 1996	3,889
3. 2012	3,838
4. <b>2015</b>	<b>3,820</b>
5. 1999	3,506
6. 2010	3,449
7. 2011	3,395
8. 2016	3,337
9. 1998	3,117
10. 2000	3,040



## PASSING YARDS/GAME

Year	Yards
1. 2012	348.9
2. 2015	347.3
3. 2014	327.6
4. 1999	318.7
5. 2010	313.5
6. 2011	308.6
7. 2016	303.4
8. 1998	283.4
9. 2000	276.4
10. 2007	257.5

## COMPLETION PERCENTAGE

Year	Percentage
1. 2012	69.4
2. 2010	67.4
3. 2013	66.8
4. 2014	66.3
5. 2011	66.1
6. 2002	65.2
7. 2016	63.3
8. 2008	62.9
9. 2015	61.9
10. 1995	60.1

## PASSING TOUCHDOWNS

Year	TDs
1. 2014	34
2. 2012	30
3. 2011	28
4. 1999	27
1968	27
6. 2016	24
2007	24
1998	24
9. 2015	23
2013	23
1989	23

## INTERCEPTIONS ALLOWED

Year	INTs
1. 1980	5
2. 1962	6
3. 2004	7
2002	7
1988	7
6. 2015	8
7. 2011	9
2010	9
1999	9
1961	9
1958	9

## POINTS ALLOWED

Year	Points
1. 1925	9
2. 1932	19
3. 1933	25
4. 1928	25
5. 1926	54
6. 1951	54
7. 1941	58
8. 1937	62
9. 1934	67
10. 1938	68

## POINTS ALLOWED/GAME

Year	Points
1. 1925	1.3
2. 1932	2.1
3. 1928	2.5
4. 1933	2.8
5. 1954	6.0
6. 1937	6.2
7. 1941	6.4
8. 1926	6.8
9. 1934	7.4
10. 1938	7.6

## FIRST DOWNS ALLOWED

Year	1st Downs
1. 1958	107
1954	107
3. 1953	119
4. 1963	120
5. 1960	125
6. 1961	130
7. 1970	135
8. 1979	138
1975	138
10. 1980	139

## YARDS ALLOWED

Year	Yards
1. 1965	2,047
2. 1954	2,166
3. 1980	2,237
4. 1953	2,264
5. 1960	2,407
6. 1975	2,537
7. 1961	2,565
8. 1958	2,614
9. 1997	2,615
10. 1963	2,667

## YARDS ALLOWED/GAME

Year	Yards
1. 1980	203.4
2. 1965	204.7
3. 1997	237.7
4. 1960	240.7
5. 1954	240.7
6. 1983	246.5
7. 1953	251.6
8. 1975	253.7
9. 1961	256.5
10. 1996	261.2

## RUSHING YARDS ALLOWED

Year	Yards
1. 1997	918
2. 1980	1,083
3. 1984	1,097
4. 2004	1,249
5. 1995	1,317
6. 1964	1,336
7. 1970	1,384
8. 1988	1,408
9. 1998	1,454
10. 1983	1,475

## RUSHING YARDS ALLOWED/GAME

Year	Yards
1. 1997	83.5
2. 1980	98.5
3. 1984	99.7
4. 1995	109.8
5. 2004	113.5
6. 1996	130.4
7. 1998	132.2
8. 1986	132.3
9. 1964	133.6
10. 1983	134.1

## PASSING YARDS ALLOWED

Year	Yards
1. 1958	570
2. 1954	593
3. 1975	612
4. 1953	708
5. 1957	736
6. 1959	744
7. 1961	916
8. 1960	926
9. 1966	943
10. 1963	949

## PASSING YARDS ALLOWED/GAME

Year	Yards
1. 1958	57.0
2. 1975	61.2
3. 1954	65.9
4. 1959	74.4
5. 1953	78.7
6. 1957	81.8
7. 1961	91.6
8. 1960	92.6
9. 1966	94.3
10. 1963	94.9

## COMPLETION PERCENTAGE AGAINST

Year	Percentage
1. 1963	40.4
2. 1983	41.2
3. 1967	41.4
4. 1980	41.6
5. 1954	41.8
6. 1975	42.0
7. 1969	42.2
8. 1958	42.5
9. 1971	42.6
10. 1960	43.7

## INTERCEPTIONS

Year	INTs
1. 1984	26
2. 1969	22
3. 1983	21
1976	21
5. 1974	20
6. 2000	19
1995	19
8. 1977	18
9. 1985	17
1964	17

## TEAM RECORDS

Records reflect performances after 1947. Older known records that surpass modern records are listed in italics.

### Most Points

- **Game**  
86 -- vs. Kentucky Wesleyan, 2014  
(119 -- vs. *Will Mayfield, 1928*)
- **Season**  
458, 1996
- **Per Game**  
39.2 -- 2012

### Most Touchdowns

- **Game**  
12 -- vs. Kentucky Wesleyan, 2014
- **Season**  
59 -- 2014 (*65 -- 1928*)

### Most PATs Kicked

- **Game**  
11 -- vs. Campbellsville, 2013
- **Season**  
56 -- 1995

### Most Field Goals

- **Game**  
6 -- at Eastern Illinois, 2016
- **Season**  
20 -- 2016

### Most Total Yards

- **Game**  
816 -- vs. Missouri State, 2010  
(836 -- vs. *North Alabama, 1928*)
- **Season**  
5,625 -- 2014

### Most Plays

- **Game**  
110 -- vs. Eastern Illinois, 2012
- **Season**  
933 -- 1996

### Most Yards Rushing

- **Game**  
418 -- vs. Tennessee State, 2000
- **Season**  
3,034 -- 1995
- **Per Game**  
260.4 -- 1948

### Highest Avg. Gain Per Rush

- **Game**  
7.1 -- vs. Evansville, 1968
- **Season**  
5.2 -- 1948, 1995

### Most Yards Passing

- **Game**  
600 -- vs. Tennessee State, 2011
- **Season**  
3,838 -- 2012
- **Per Game**  
348.9 -- 2012

### Most Passes Attempted

- **Game**  
73 -- vs. Tennessee State, 2011
- **Season**  
*538 -- 2015*

### Most Passes Completed

- **Game**  
47 -- at Austin Peay, 2016
- **Season**  
370 -- 2012

### Completion Percentage

- **Game (Min. 10 att.)**  
.957 -- vs. UT Martin, 1993  
(22-23)
- **Season**  
69.4 -- 2012 (370-533)

### Most Touchdown Passes

- **Game**  
8 -- vs. UT Martin, 2012  
vs. Tennessee State, 2011
- **Season**  
30 -- 2012

### Most First Downs

- **Game**  
40 -- vs. UT Martin, 2012
- **Season**  
299 -- 2012

### Most Rushing First Downs

- **Game**  
24 -- vs. Middle Tennessee, 1979
- **Season**  
146 -- 1995

### Most Passing First Downs

- **Game**  
30 -- vs. UT Martin, 2012  
vs. Tennessee State, 2011
- **Season**  
192 -- 2012

### Best Punting Average

- **Game**  
73.5 -- vs. SE Missouri (2002)
- **Season**  
44.8 -- 1999

### Fewest Points Allowed

- **Season**  
54 -- 1951 (9 games)  
(9, 1925, 7 games)
- **Per Game**  
6.0 -- 1951 (54 points in 9 games)  
(1.3, 1925, 9 points in 7 games)

### Fewest Total Yards Allowed

- **Per Game**  
203.4 -- 1980 (2,237 yards/11 games)

### Fewest Passing Yards Allowed

- (Since 1960)
- **Per Game**  
61.2 -- 1975 (612 yards/10 games)

### Fewest Rushing Yards Allowed

- **Game**  
Minus 40 -- vs. SE Missouri, 1979
- **Season**  
705 -- 1979
- **Per Game**  
64.1 -- 1979

### Lowest Passing Completion Percentage Allowed

- (Since 1960)
- **Season**  
.401 -- 1979 (108-of-269 attempts)

### Most Fumbles Recovered

- **Game**  
9 -- vs. Middle Tennessee, 1976
- **Season**  
40 -- 1976

### Most Interceptions

- **Game**  
7 -- vs. Austin Peay, 1969
- **Season**  
26 -- 1984

### Most Interception Return Yards

- **Game**  
131 -- vs. Akron, 1984
- **Season**  
419 -- 1995

### Most Safeties Scored

- **Season**  
3 -- 1985

### Most Blocked Kicks

- **Game**  
2 -- Nine times (*most recent at Tennessee State, 2015*)
- **Season**  
9 -- 1979

### Most Wins, Season

- 11 -- 1995

### Most Losses, Season

- 10 -- 1959, 1966 & 2006

### Most Ties, Season

- 3 -- 1924 & 1932

## INDIVIDUAL RECORDS

Records reflect performances after 1947. Older known records that surpass modern records are listed in italics.

### Most Points

- **Game**  
36 -- Derrick Cullors vs.  
Morehead State, 1995
- **Season**  
120 -- Derrick Cullors, 1995
- **Career**  
263 -- Paul Hickert, 1984-87

### Most Touchdowns

- **Game**  
6 -- Derrick Cullors vs.  
Morehead State, 1995
- **Season**  
20 -- Derrick Cullors, 1995
- **Career**  
28 -- Willie Cannon, 1983-85, 87  
(40 -- *Harlan Brodie, 1927-30*)

### Most Rushing Touchdowns

- **Game**  
4 -- 10 times (last by Mike Harris  
vs Eastern Illinois, 2011)
- **Season**  
16 -- Billy Blanchard, 2002
- **Career**  
25 -- Willie Cannon, 1983-85, 87

### Most Receiving Touchdowns

- **Game**  
5 -- Marcus Harris vs.  
Missouri State, 2010
- **Season**  
14 -- Terrence Tillman, 1999
- **Career**  
26 -- Terrence Tillman, 1998-00

### Most PATs Scored

- **Game**  
10 -- Jordan Benton vs.  
Tennessee Tech, 2012
- **Season**  
53 -- Jordan Benton, 2012
- **Career**  
121 -- Kienan Cullen, 2008-11

### Most PATs Attempted

- **Game**  
10 -- Jordan Benton vs.  
Tennessee Tech, 2012
- **Season**  
56 -- Chris Dill, 1995
- **Career**  
133 -- Kienan Cullen, 2008-11

### Most Consecutive PATs Kicked

- **Career**  
76 -- Chris Dill, 1993-95

## Most Field Goals Made

- **Game**  
6 -- Connor Mitchell at Eastern Illinois, 2017
- **Season**  
22 -- Rob Hart, 1996
- **Career**  
58 -- Kienan Cullen, 2008-11

## Most Yards, Total Offense

- **Game**  
610 -- Casey Brockman vs. Tennessee State, 2011
- **Season**  
3,831 -- KD Humphries, 2015
- **Career**  
10,742 -- KD Humphries 2012-16

## Most Plays, Total Offense

- **Game**  
78 -- Casey Brockman vs. Eastern Illinois, 2012
- **Season**  
632 -- KD Humphries, 2015
- **Career**  
1744 -- KD Humphries 2012-16

## Most Rushing Attempts

- **Game**  
41 -- Stevie Chaney vs. Austin Peay, 2005
- **Season**  
276 -- Don Clayton, 1974
- **Career**  
557 -- Don Clayton, 1972-74

## Most Yards Rushing

- **Game**  
310 -- Stevie Chaney vs. Austin Peay, 2005
- **Season**  
1,765 -- Derrick Cullors, 1995
- **Career**  
2,804 -- Don Clayton, 1972-74

## Highest Average Gain per Rush

- **Game (min. 10 att.)**  
16.6 -- Carl Walker vs. Louisville, 1954
- **Career (min. 200 att.)**  
7.3 -- Carl Walker, 1953-55 (1,620 yards/223 carries)

## Most Pass Attempts

- **Game**  
67 -- Casey Brockman vs. UT Martin, 2012  
Casey Brockman vs. Tennessee State, 2011
- **Season**  
532 --KD Humphries, 2015
- **Career**  
1,405 -- Casey Brockman, 2009-12

## Most Pass Completions

- **Game**  
50--KD Humphries vs. Tenn. Tech 2014
- **Season**  
359 --Casey Brockman, 2012
- **Career**  
940 -- KD Humphries, 2012-16

## Best Completion Percentage

- **Game (min 10 att.)**  
95.6 -- Butch Mosby vs. UT Martin, 1993 (22-23)
- **Season**  
69.4 -- Casey Brockman, 2012 (359-517)
- **Career**  
66.8 -- Casey Brockman, 2009-12

## Best Passing Efficiency

- **Season**  
151.21 -- Justin Fuente, 1999
- **Career**  
139.2 -- Casey Brockman, 2009-12

## Most Passing Yards

- **Game**  
600 -- Casey Brockman vs. Tennessee State, 2011
- **Season**  
3,778 -- KD Humphries, 2015
- **Career**  
10,458 -- KD Humphries, 2012

## Most Touchdown Passes

- **Game**  
8 -- Casey Brockman vs. UT Martin, 2012
- **Season**  
28 -- Casey Brockman, 2012
- **Career**  
73 -- KD Humphries, 2012-16

## Most Receptions

- **Game**  
16 -- Harvey Tanner vs. Austin Peay, 1967
- **Season**  
94 -- Walter Powell, 2012
- **Career**  
216 -- Marcus Harris, 2007-10

## Most Receiving Touchdowns

- **Game**  
5 -- Marcus Harris vs. Missouri State, 2010
- **Season**  
14 -- Terrance Tillman, 1999
- **Career**  
29 -- Walter Powell, 2010-13

## Most Reception Yards

- **Game**  
255 -- Harvey Tanner vs. Middle Tennessee, 1967
- **Season**  
1,213 -- Walter Powell, 2012
- **Career**  
2,650 -- Walter Powell, 2010-13

## Most Punts

- **Game**  
12 -- Matt Garrett vs. Brigham Young, 1998  
Landon Stratton vs. Jacksonville St, 2016
- **Season**  
72 -- James Gaither, 2004
- **Career**  
256 -- Chuck Cantrell, 1968-70

## Best Punting Average

- **Game**  
73.5 -- Brian Bivens vs. Southeast Missouri, 2002
- **Season**  
44.8 -- Brian Bivens, 1999
- **Career**  
41.3 -- Steve Martin, 1973-74

## Most Interceptions

- **Game**  
4 -- Bud Qualk vs. Austin Peay, 1969
- **Season**  
8 -- by 3 players (last by William Hampton, 1995)
- **Career**  
19 -- William Hampton, 1993-96

## Most Interception Return Yards

- **Game**  
115 -- Ralph Robinson vs. Akron, 1984
- **Season**  
280 -- William Hampton, 1995
- **Career**  
409 -- William Hampton, 1993-96

## Most Interception Returns For Touchdowns

- **Season**  
4 -- William Hampton, 1995
- **Career**  
5 -- William Hampton, 1993-95

## Most Punt Returns

- **Season**  
55 -- Tommy Houk, 1980
- **Career**  
84 -- Tommy Houk, 1979-80

## Most Punt Return Yards

- **Season**  
442 -- Tommy Houk, 1980
- **Career**  
689 -- Ronald Hopkins, 1979-82

## Punt Return Average

- **Season (min. 10 att.)**  
22.8 -- Dontrell Johnson, 2010

## Most Kickoff Returns

- **Season**  
38 -- Pokey Harris, 2015
- **Career**  
78 -- Pokey Harris, 2012-15

## Most Kickoff Return Yards

- **Season**  
920 -- Pokey Harris, 2014
- **Career**  
1,944 -- Pokey Harris, 2012-15

## Highest Kickoff Return Average

- **Season (Min. 10 att.)**  
41.0 -- Donald Hitson, 1996

## Most Total Tackles

- **Game**  
26 -- Frank Head vs. Eastern Kentucky, 1969 (17 solo, 9 assists)
- **Season**  
179 -- Nathan Williams, 2008 (76 solo, 103 assists)
- **Career**  
499 -- Danny Amato, 1987-90 (211 solo, 288 assists)

## Most Blocked Kicks

- **Game**  
2 -- Bishop Woods vs. Jacksonville St., 2016  
Zach Dean vs. Tennessee St., 2015  
Felton Collins vs. Ky. Wesleyan, 2014  
Dontrell Johnson vs. Tenn. Tech, 2010

## BIGGEST VICTORIES

1. 113 ... Will Mayfield (119-6)...1928
2. 105 ... Louisville (105-0).....1932
3. 86 ..... North Alabama (86-0) 1928
4. 69 ..... Campbellsville (83-14)....2013
5. 65 ..... WV Tech (65-0).....1996
6. 64 ..... Arkansas State (71-7) 1928
7. 63 ..... Middle Tenn. (70-7).....1933
- 63 ..... Lambuth (63-0) .....1935
9. 59 ..... Iowa Wesleyan (71-12)1967
10. 58 ..... Bethel (58-0).....1925
- 58 ..... Millsaps (58-0).....1944



## GAME

### RUSHING YARDS

PLAYER	YDS	OPPONENT
1. Stevie Chaney	310	Austin Peay (11/12/05)
2. George Greenfield	259	Evansville (11/11/72)
3. Derrick Cullors	253	Western Ill. (11/18/95)
4. Derrick Cullors	252	SEMO (9/16/95)
5. Mike Harris	242	Tenn Tech (11/6/10)
6. Billy Blanchard	235	UT Martin (11/10/01)
7. Garner Byars	228	Tenn. St. (11/11/00)
Justin Bivins	228	UT Martin (10/3/98)
9. Chad Cook	223	Indiana St. (9/16/06)
10. Jermaine Manning	222	Tenn. St. (11/13/99)
Cecil Kent	222	Middle Tenn. (10/28/33)

### ATTEMPTS

PLAYER	ATT	OPPONENT
1. Stevie Chaney	41	Austin Peay (1/12/05)
2. George Greenfield	39	Morehead St. (9/30/72)
3. Derrick Cullors	38	Tenn. St. (11/11/95)
4. Anthony Downs	37	Middle Tenn. (9/27/97)
5. Jermaine Manning	36	Samford (10/21/99)
6. Chad Cook	34	Samford (10/9/04)
Ron Lane	34	SEMO (10/25/03)
Stan Fritts	34	Evansville (11/14/70)
9. Ron Lane	31	Tenn. Tech (9/25/04)
Garner Byars	31	SEMO (10/20/01)
Nick Nance	31	Tenn Tech (9/27/80)
Danny Lee Johnson	31	Middle Tenn. (10/14/79)

### TOUCHDOWNS

PLAYER	TDS	OPPONENT
1. Duane Brady	4	Campbellsville (9/7/13)
Mike Harris	4	Eastern Ill. (10/15/11)
Stevie Chaney	4	Austin Peay (1/12/05)
Billy Blanchard	4	SEMO (10/26/02)
Anthony Downs	4	Middle Tenn. (9/27/97)
David McCann	4	Western Ill. (11/18/95)
Derrick Cullors	4	Morehead St. (10/14/95)
Rodney Payne	4	SEMO (9/7/85)
Lindsey Hudspeth	4	Western Ky. (11/22/80)
Danny Lee Johnson	4	East Tenn. (10/21/78)

### LONGEST RUSH

PLAYER	YDS	OPPONENT
1. Stevie Chaney	97	Austin Peay (1/12/05)
Carl Walker	97	Austin Peay (11/13/54)
3. Mike Harris	94	Tenn. Tech 911/6/10)
4. Mario Riley	87	Tenn. St. (11/11/00)
5. Donald Hitson	85	Tenn. St. (11/16/96)
6. Carlos Warford	83	Youngstown St. (11/10/84)
7. Mareio McGraw	77	Eastern Ill. (10/22/16)
8. Charlie Jordan	74	Jax St. (11/22/08)
9. Ron Lane	73	UT Martin (11/13/03)
Anthony Downs	73	Western Ky. (9/7/96)

## SEASON

### RUSHING YARDS

PLAYER	SEASON	YARDS
1. Derrick Cullors	1995	1,765
2. Don Clayton	1973	1,403
3. Don Clayton	1974	1,257
4. Danny Lee Johnson	1978	1,217
5. George Greenfield	1972	1,155
6. Billy Blanchard	2002	1,081
7. Rick Fisher	1971	1,078
8. Anthony Downs	1996	1,026
9. Mike Harris	2011	1,018
10. Anthony Downs	1997	1,011

### ATTEMPTS

PLAYER	SEASON	ATT
1. Derrick Cullors	1995	288
2. Don Clayton	1974	276
3. Danny Lee Johnson	1978	253
4. George Greenfield	1972	251
5. Don Clayton	1973	242
6. Rick Fisher	1971	224
7. Anthony Downs	1996	222
8. Anthony Downs	1997	210
9. Mike Harris	2011	189
Roman Clay	2015	189

### TOUCHDOWNS

PLAYER	SEASON	TD
1. Derrick Cullors	1995	17
2. Billy Blanchard	2002	16
3. Mike Harris	2011	13
4. Anthony Downs	1997	12
David McCann	1995	12
Danny Lee Johnson	1978	12
7. Chad Cook	2004	11
Mario Riley	2000	11
Roman Clay	2015	11
10. Mike Harris	2010	10
Anthony Downs	1996	10
Bill Bird	1986	10
Willie Cannon	1983	10

### 100-YARD GAMES

PLAYER	SEASON	GAMES
1. Derrick Cullors	1995	9
2. Anthony Downs	1996	8
Danny Lee Johnson	1978	8
4. Mike Harris	2011	7
Don Clayton	1974	7
Don Clayton	1973	7
7. Anthony Downs	1997	6
8. Billy Blanchard	2002	5
9. Rick Fisher	1971	5
Roman Clay	2015	5

## CAREER

### RUSHING YARDS

PLAYER	SEASONS	YARDS
1. Don Clayton	1972-74	2,804
2. Danny Lee Johnson	1977-79, 81	2,522
3. Willie Cannon	1983-85, 87	2,370
4. Rick Fisher	1969-71	2,297
5. Anthony Downs	1996-97	2,193
6. Rodney Payne	1985-87	2,189
7. Charlie Jordan	2006-09	2,179
8. Waynee McGowan	1991-94	2,099
9. Chad Cook	2003-06	2,095
10. Ron Lane	2002-04	2,011

### ATTEMPTS

PLAYER	SEASONS	ATT
1. Don Clayton	1972-74	557
2. Danny Lee Johnson	1977-79, 81	554
3. Charlie Jordan	2006-09	548
4. Willie Cannon	1983-85, 87	487
5. Rick Fisher	1969-71	476
6. Chad Cook	2003-06	457
7. Waynee McGowan	1991-94	453
8. Anthony Downs	1996-97	432
9. Michael Proctor	1986-89	429
10. Tommy Glover	1962-64	412

### TOUCHDOWNS

PLAYER	SEASONS	TD
1. Willie Cannon	1983-86, 87	25
2. Chad Cook	2003-06	24
3. Mike Harris	2010-11	23
4. Duane Brady	2010-13	22
Anthony Downs	1996-97	22
6. David McCann	1995-96	21
Bill Bird	1984-87	21
8. Billy Blanchard	2001-02	19
9. Don Clayton	1972-74	18
10. Derrick Cullors	1995	17
Danny Lee Johnson	1977-79, 81	17

### 100-YARD GAMES

PLAYER	SEASONS	GAMES
1. Don Clayton	1972-74	15
2. Anthony Downs	1996-97	14
3. Mike Harris	2010-11	11
4. Danny Lee Johnson	1977-79, 81	10
Rick Fisher	1969-71	10
6. Derrick Cullors	1995	9
7. Billy Blanchard	2001-02	8
8. Chad Cook	2003-06	7
Rodney Payne	1985-87	7
10. Ron Lane	2002-04	6
Waynee McGowan	1991-94	6
Nick Nance	1978-81	6
George Greenfield	1970-72	6

## GAME

### RECEIVING YARDS

PLAYER	YDS	OPPONENT
1. Harvey Tanner	255	Middle Tenn. (10/14/67)
2. Reggie Swinton	224	Southern Ill. (9/14/96)
<b>3. Jordon Gandy</b>	<b>218</b>	<b>Eastern Ky. (11/5/16)</b>
4. Marcus Harris	213	Missouri St. (10/9/10)
5. Joe Perez	202	Southern Ill. (9/11/99)
6. Derrick Townsel	199	Tenn. Tech (10/11/08)
7. Walter Powell	196	UT Martin (10/13/12)
8. Michael Slater	194	Western Ky. (9/30/00)
9. Lee McCormick	193	Western Ky. (11/13/85)
10. DeAndre Green	192	Tenn. Tech (10/12/02)

### RECEPTIONS

PLAYER	REC	OPPONENT
1. Jeremy Harness	19	Tenn. Tech (10/4/14)
2. Harvey Tanner	16	Austin Peay (11/4/67)
3. Walter Powell	15	SEMO (10/12/13)
John Watson	15	Middle Tenn. (11/6/65)
5. Walter Powell	14	UT Martin (10/13/12)
<b>6. Jordon Gandy</b>	<b>13</b>	<b>Austin Peay (10/1/16)</b>
Paul Rice	13	Eastern Ill. (10/31/15)
Walter Powell	13	Eastern Ill. (9/22/12)
Arthur Brackett	13	Jax State (10/2/10)
James Huff	13	Austin Peay (11/17/90)
Lee McCormick	13	Western Ky. (11/13/85)
Harvey Tanner	13	Middle Tenn. (10/14/67)

### TOUCHDOWNS

PLAYER	TDS	OPPONENT
1. Marcus Harris	5	Missouri St. (10/9/10)
2. Walter Powell	4	Missouri St. (9/14/13)
Terrance Tillman	4	UT Martin (10/9/99)
<b>4. Jordon Gandy</b>	<b>3</b>	<b>Austin Peay (10/1/16)</b>
Jeremy Harness	3	Ky. Wesleyan (9/3/15)
Janawski Davis	3	Tenn. Tech (9/26/15)
Nevar Griffin	3	SEMO (10/11/14)
Janawski Davis	3	Union (KY) (8/28/14)
Walter Powell	3	UT Martin (10/13/12)
Patrick Robertson	3	Tenn. St (9/17/11)
Michael Slater	3	SEMO (10/20/01)
Michael Slater	3	Western Ky. (9/30/00)
Reggie Swinton	3	Southern Ill. (9/14/96)
Billy Hess	3	Middle Tenn. (10/14/67)

## SEASON

### RECEIVING YARDS

PLAYER	SEASON	YARDS
1. Walter Powell	2012	1,213
2. Reggie Swinton	1996	1,120
3. Marcus Harris	2010	1,057
Terrance Tillman	1999	1,057
5. DeAndre Green	2002	1,002
6. Jesse Jones	1996	1,001
7. Harvey Tanner	1967	996
<b>8. Jordon Gandy</b>	<b>2016</b>	<b>976</b>
9. Joe Perez	1999	920
10. Jeremy Haress	2015	912

### RECEPTIONS

PLAYER	SEASON	ATT
1. Walter Powell	2012	94
2. Harvey Tanner	1967	88
3. Marcus Harris	2010	84
4. Jeremy Harness	2014	81
5. Paul Rice	2015	79
6. Reggie Swinton	1996	75
7. Jeremy Harness	2015	70
8. DeAndre Green	2002	69
9. Walter Powell	2013	66
10. Joe Perez	1999	64

### TOUCHDOWNS

PLAYER	SEASON	TD
1. Terrance Tillman	1999	14
2. Janawaski Davis	2014	13
Walter Powell	2013	13
Billy Hess	1968	13
<b>5. Jordon Gandy</b>	<b>2016</b>	<b>11</b>
6. Walter Powell	2012	10
Rod Harper	2007	10
8. Marcus Harris	2010	9
Glen Arterburn	1989	9
10. Rod Harper	2006	8
Jesse Jones	1996	8
Reggie Swinton	1996	8

### 100-YARD GAMES

PLAYER	SEASON	GAMES
1. Walter Powell	2012	6
<b>2. Jordon Gandy</b>	<b>2016</b>	<b>5</b>
Marcus Harris	2010	5
Terrance Tillman	1999	5
Jeremy Harness	2015	5
5. Janawski Davis	2014	4
DeAndre Green	2003	4
DeAndre Green	2002	4
Michael Slater	2000	4
Reggie Swinton	1996	4
10. Jesse Blackburn	2016	3
Walter Powell	2013	3
Derrick Townsel	2008	3
Rod Harper	2007	3
Terrance Tillman	2000	3
Jesse Jones	1996	3

## CAREER

### RECEIVING YARDS

PLAYER	SEASONS	YARDS
1. Walter Powell	2010-13	2,650
2. Marcus Harris	2007-10	2,471
3. Terrance Tillman	1998-2000	2,390
4. Reggie Swinton	1994-97	2,346
5. Jeremy Harness	2012-15	2,326
6. Janawski Davis	2012-15	2,151
7. Jesse Blackburn	2013-16	2,105
9. DeAndre Green	2002-03	1,849
9. Lee McCormick	1982-85	1,837
10. Derrick Townsel	2006-09	1,712

### RECEPTIONS

PLAYER	SEASONS	ATT
1. Marcus Harris	2007-10	216
2. Walter Powell	2010-13	208
3. Jeremy Harness	2012-15	204
4. Jesse Blackburn	2013-16	168
5. Janawski Davis	2012-15	159
6. Derrick Townsel	2006-09	153
7. Terrance Tillman	1998-2000	146
8. Reggie Swinton	1995-97	144
9. Rod Harper	2005-07	128
10. Paul Rice	2012-15	127

### TOUCHDOWNS

PLAYER	SEASONS	TD
1. Walter Powell	2010-13	29
2. Terrance Tillman	1998-2000	26
3. Janawaski Davis	2012-15	22
4. Marcus Harris	2007-10	21
5. Rod Harper	2005-07	20
Reggie Swinton	1994-97	20
7. Billy Hess	1967-70	19
<b>8. Jordon Gandy</b>	<b>2014-Pr.</b>	<b>13</b>
Glen Arterburn	1986-89	13
Gerald Young	1967-68	13

### 100-YARD GAMES

PLAYER	SEASONS	GAMES
1. Walter Powell	2010-13	10
2. Terrance Tillman	1998-2000	9
3. DeAndre Green	2002-03	8
Jeremy Harness	2012-15	8
5. Reggie Swinton	1994-97	7
6. Michael Slater	2000-01	6
Janawaski Davis	2012-15	6
<b>8. Jordon Gandy</b>	<b>2014-Pr.</b>	<b>5</b>
Jesse Blackburn	2013-16	5
Marcus Harris	2007-10	5
10. Derrick Townsel	2006-09	4
Rod Harper	2005-07	4
Glen Arterburn	1986-89	4

## GAME

### PASSING YARDS

PLAYER	YDS	OPPONENT
1. Casey Brockman	600	Tenn. St. (9/17/11)
2. Casey Brockman	570	Missouri St. (10/9/10)
3. Justin Fuente	553	Southern Ill. (9/11/99)
4. Casey Brockman	537	UT Martin (10/13/12)
5. Casey Brockman	497	Austin Peay (11/13/10)
6. KD Humphries	491	Tenn. Tech (9/26/15)
7. Justin Fuente	470	Ky. Wesleyan (11/20/99)
8. KD Humphries	467	Tenn. St. (10/22/14)
Maikhail Miller	467	Eastern Ky. (11/23/13)
10. KD Humphries	455	Austin Peay (10/1/16)
Michael Proctor	455	Akron (10/21/89)

### ATTEMPTS

PLAYER	ATT	OPPONENT
1. Casey Brockman	67	UT Martin (10/13/12)
Casey Brockman	67	Tenn. St. (9/17/11)
3. Casey Brockman	64	Eastern Ill. (9/22/12)
4. KD Humphries	63	Tenn. Tech (11/19/16)
Casey Brockman	63	Central Ark. (9/8/12)
5. KD Humphries	62	Tenn. Tech (10/04/14)
6. KD Humphries	60	Austin Peay (10/1/16)
KD Humphries	60	UT Martin (11/01/14)
7. Casey Brockman	59	Missouri State (9/15/12)
KD Humphries	59	SEMO (10/3/15)
9. Casey Brockman	58	Eastern Ill. (10/23/10)
10. Casey Brockman	57	Austin Peay (11/13/10)
KD Humphries	57	Tenn. Tech (9/26/15)

### COMPLETIONS

PLAYER	COMP	OPPONENT
1. KD Humphries	49	Austin Peay (10/1/16)
2. KD Humphries	48	Tenn. Tech (10/04/14)
Casey Brockman	45	UT Martin (10/13/12)
Casey Brockman	45	Tenn. St (9/17/11)
5. KD Humphries	43	Eastern Ky. (11/15/14)
KD Humphries	43	Tenn. Tech (9/26/15)
Casey Brockman	43	Eastern Ill. (9/22/12)
8. KD Humphries	42	Tenn. tech (11/19/16)
9. Casey Brockman	41	Missouri St. (9/15/12)
Casey Brockman	41	Central Ark. (9/8/12)
Casey Brockman	41	Eastern Ill. (10/23/10)

### TOUCHDOWNS

PLAYER	TDS	OPPONENT
1. Casey Brockman	8	UT Martin (10/13/12)
2. Casey Brockman	7	Tenn. State (9/17/11)
Casey Brockman	7	Missouri St. (10/9/10)
4. KD Humphries	6	SEMO (10/11/14)
Michael Proctor	6	Austin Peay (11/18/89)
6. KD Humphries	5	Tenn. St. (10/29/16)
KD Humphries	5	Austin Peay (10/16/16)
KD Humphries	5	Ky. Wesleyan (9/3/15)
KD Humphries	5	Tenn. St. (11/22/14)
KD Humphries	5	UT Martin (11/01/14)
Maikhail Miller	5	Missouri St. (9/14/13)
Casey Brockman	5	Austin Peay (10/6/12)
Jeff Ehrhardt	5	Eastern Ky. (10/27/07)
Justin Fuente	5	Ky. Wesleyan (11/20/99)
Justin Fuente	5	UT Martin (10/9/99)
Justin Fuente	5	UT Martin (10/3/98)
Larry Tillman	5	Austin Peay (11/4/67)

## SEASON

### PASSING YARDS

PLAYER	SEASON	YARDS
1. KD Humphries	2015	3,778
2. Casey Brockman	2012	3,729
3. Justin Fuente	1999	3,498
4. KD Humphries	2014	3,488
5. Casey Brockman	2011	3,276
6. KD Humphries	2016	3,116
7. Stewart Childress	2000	2,928
8. Justin Fuente	1998	2,875
Michael Proctor	1989	2,812
10. Mike Cherry	1996	2,737

### ATTEMPTS

PLAYER	SEASON	ATT
1. KD Humphries	2015	532
2. Casey Brockman	2012	517
3. Casey Brockman	2011	477
4. KD Humphries	2014	473
5. KD Humphries	2016	442
6. Justin Fuente	1999	400
7. Jeff Ehrhardt	2007	393
Justin Fuente	1998	393
9. Stewart Childress	2000	392
10. Larry Tillman	1967	380

### COMPLETIONS

PLAYER	SEASON	COMP
1. Casey Brockman	2012	359
2. KD Humphries	2015	330
3. KD Humphries	2014	319
4. Casey Brockman	2011	316
5. KD Humphries	2016	283
6. Justin Fuente	1999	240
7. Jeff Ehrhardt	2007	236
8. Stewart Childress	2000	230
9. Maikhail Miller	2013	219
10. Justin Fuente	1998	218

### TOUCHDOWNS

PLAYER	SEASON	TD
1. Casey Brockman	2012	28
2. KD Humphries	2014	27
2. Justin Fuente	1999	27
3. Casey Brockman	2011	25
4. KD Humphries	2016	23
Justin Fuente	1998	23
Larry Tillman	1968	23
7. KD Humphries	2015	22
Michael Proctor	1989	22
9. Jeff Ehrhardt	2007	21
10. Stewart Childress	2000	20

## CAREER

### PASSING YARDS

PLAYER	SEASONS	YARDS
1. KD Humphries	2012-16	10,458
2. Casey Brockman	2009-12	9,990
3. Michael Proctor	1986-89	8,632
4. Stewart Childress	2000-03	7,581
5. Justin Fuente	1998-99	6,392
6. Jeff Ehrhardt	2007-10	5,948
7. Larry Tillman	1965-68	5,037
8. Kevin Sisk	1983-85	4,917
9. Mike Cherry	1995-96	4,490
10. Tony Fioravanti	1960-63	3,449

### ATTEMPTS

PLAYER	SEASONS	ATT
1. KD Humphries	2012-16	1,458
2. Casey Brockman	2009-12	1,405
3. Michael Proctor	1986-89	1,148
4. Stewart Childress	2000-03	1,117
5. KD Humphries	2012-Pr.	1,016
6. Jeff Ehrhardt	2007-10	936
7. Justin Fuente	1998-99	793
8. Larry Tillman	1965-68	728
9. Kevin Sisk	1983-85	726
10. Mike Cherry	1995-96	640

### COMPLETIONS

PLAYER	SEASONS	COMP
1. KD Humphries	2012-16	940
2. Casey Brockman	2009-12	938
3. Stewart Childress	2000-03	649
4. Jeff Ehrhardt	2007-10	582
5. Michael Proctor	1986-89	578
6. Justin Fuente	1998-99	458
7. Kevin Sisk	1983-85	382
8. Larry Tillman	1965-68	367
9. Mike Cherry	1995-96	365
10. Tony Fioravanti	1960-63	299

### TOUCHDOWNS

PLAYER	SEASONS	TD
1. KD Humphries	2012-16	73
2. Casey Brockman	2009-12	71
3. Michael Proctor	1986-89	52
4. Justin Fuente	1998-99	50
5. Stewart Childress	2000-03	47
6. Larry Tillman	1965-68	47
7. Jeff Ehrhardt	2007-10	41
8. Mike Cherry	1995-96	36
9. Kevin Sisk	1983-85	30
10. Tom Pandolfi	1971-74	25



## GAME

### TACKLES

PLAYER	TKL	OPPONENT
1. Frank Head	26	Eastern Ky. (11/1/69)
2. Nathan Williams	23	Illinois State (9/13/08)
3. Nathan Williams	21	Eastern Ill. (11/1/08)
Jon Tharpe	21	Akron (10/16/86)
James Yarbrough	21	Akron (10/12/85)
Donald White	21	Akron (10/24/81)
7. Jai Williams	20	Samford (9/7/00)
Danny Amato	20	Austin Peay (11/17/90)
Donald White	20	UT Martin (10/10/81)
10. DeQuinten Spraggins	19	UT Martin (10/24/15)
Nathan Williams	19	Tenn. Tech (10/11/08)
Zelber Johnson	19	UT Martin (11/10/01)
Danny Amato	19	Austin Peay (11/18/89)
Danny Amato	19	Tenn. Tech (9/30/89)
Kirk Brunson	19	Tenn. Tech (10/25/86)
Donald White	19	Youngstown St. (9/19/81)

### TACKLES-FOR-LOSS

PLAYER	TFL	OPPONENT
1. Elijah Daniel	6.0	Tenn. Tech (9/26/15)
2. Anthony Hutch	5.5	UT Martin (10/12/96)
3. Anthony Hutch	5.0	Western Ky. (8/31/95)
Sam Franklin	5.0	Western Ky. (11/19/77)
5. Chavez Sims	4.0	Campbellsville (9/7/13)
Zach Kutch	4.0	Austin Peay (10/4/08)
Austen Lane	4.0	SEMO (11/8/08)
Marcus White	4.0	Tenn. State (11/22/03)
Marcus White	4.0	Eastern Ky. (11/1/03)
Kareem Vaughn	4.0	Western Ky. (10/2/99)
Marcus Stepp	4.0	Eastern Ill. (11/8/97)
Anthony Hutch	4.0	Western Ill. (11/30/96)
Willie Corbin	4.0	Austin Peay (10/8/94)
Donald White	4.0	Morehead St. (10/4/80)
Joe March	4.0	Middle Tenn. (11/14/87)
Rick Lanpher	4.0	SE Louisiana (9/15/79)
Rick Lanpher	4.0	Morehead St. (9/9/79)

### SACKS

PLAYER	SACK	OPPONENT
1. Chavez Sims	4.0	Campbellsville (9/7/13)
2. Austen Lane	3.5	SEMO (11/8/97)
Anthony Hutch	3.5	UT Martin (10/12/96)
4. Austen Lane	3.0	Missouri St. (9/19/09)
Marcus White	3.0	Eastern Ky. (11/1/03)
Phillip Wasson	3.0	Eastern Ky. (11/4/00)
Anthony Hutch	3.0	Western Ill. (11/30/96)
Terry Anthony	3.0	Tenn. State (11/16/96)
Jamie Lowicz	3.0	Tenn. State (10/15/88)
Joe March	3.0	Middle Tenn. (11/14/87)

### INTERCEPTIONS

PLAYER	INT	OPPONENT
1. Bud Qualk	4	Austin Peay (11/8/69)
2. Tim Broady	3	Louisville (9/26/87)
3. Numerous Times	2	--

## SEASON

### TACKLES

PLAYER	SEASON	TACKLES
1. Nathan Williams	2008	179
2. Donald White	1981	160
3. Frank Head	1969	158
4. Reggie Kennedy	1990	150
5. Danny Amato	1989	149
6. Danny Amato	1990	148
7. Frank Head	1970	143
8. Glenn Jones	1982	135
9. Jonathan Jackson	2014	134
10. Danny Amato	1988	131
Alfred Caldwell	1974	131
Sam Tandy	1969	131

### TACKLES-FOR-LOSS

PLAYER	SEASON	TFL
1. Austen Lane	2008	22.0
2. Austen Lane	2009	19.5
3. Kent Lapa	1987	19.0
4. Anthony Hutch	1996	18.0
5. Robert Sillman	1991	16.0
6. Marcus White	2003	15.5
Marcus Stepp	1998	15.5
Anthony Hutch	1993	15.5
9. Marcus Stepp	1997	15.0
10. Qua Huzzie	2001	14.0
Ed Johnson	2001	14.0
Joe March	1987	14.0
Jose Casanova	1983	14.0
Tim Price	1983	14.0

### SACKS

PLAYER	SEASON	SACKS
1. Austen Lane	2008	12.0
2. Austen Lane	2009	11.0
3. Marcus Stepp	1998	10.5
Anthony Hutch	1996	10.5
5. Anthony Hutch	1993	9.5
6. Jamie Lowicz	1988	9.0
7. Joe Lepsis	1993	8.5
8. Marcus Stepp	1997	7.5
Kent Lapa	1987	7.5
10. Kevin Robinson	2011	7.0
Marcus White	2003	7.0
Terry Anthony	1996	7.0
Robby Lanon	1990	7.0
Jeff Urbano	1989	7.0

### INTERCEPTIONS

PLAYER	SEASON	INTs
1. William Hampton	1995	8
Ralph Robinson	1984	8
Bruce Walker	1974	8
4. Onsha Whitaker	2004	7
5. William Hampton	1996	6
Jimmy Harrell	1969	6
Bud Qualk	1969	6
8. 14 Times	--	5

## CAREER

### TACKLES

PLAYER	SEASONS	TACKLES
1. Danny Amato	1987-90	499
2. Donald White	1978-82	480
3. Reggie Kennedy	1987-90	411
4. Nathan Williams	2003-08	396
5. Glenn Jones	1978-80,82	374
6. Shelton Burruss	1987-90	366
7. Tony Woodie	1983-86	361
8. Tamar Butler	2006-09	344
9. Ronnie Merritt	1994-97	342
10. Brandon Wicks	2010-13	333

### TACKLES-FOR-LOSS

PLAYER	SEASONS	TFL
1. Austen Lane	2006-09	53.5
2. Anthony Hutch	1995-96	44.0
3. Tamar Butler	2006-09	36.0
Chris Vaughn	1995-98	36.0
5. Ronnie Merritt	1995-97	35.0
6. Marcus Stepp	1997-98	30.5
7. Qua Huzzie	2011-13	29.0
8. Marcus White	2003-04	24.5
Kent Lapa	1985-87	24.0
10. Jamal Crook	2008-11	23.5

### SACKS

PLAYER	SEASONS	SACKS
1. Austen Lane	2006-09	29.0
2. Anthony Hutch	1992-96	28.0
3. Marcus Stepp	1997-98	18.0
4. Joe Lepsis	1990-93	11.5
5. Nathan Williams	2003-08	11.0
Jamie Lowicz	1987-89	11.0
7. Tamar Butler	2006-09	10.5
8. Marcus White	2003-04	10.0
Kenneth Knotts	1997-98	10.0
Ronnie Merritt	1994-97	10.0
Jeff Urbano	1987-89	10.0

### INTERCEPTIONS

PLAYER	SEASONS	INTs
1. William Hampton	1993-96	19
2. Bruce Walker	1974-76	16
3. Ralph Robinson	1981-84	15
4. James Yarbrough	1982-85	14
5. Eddie McFarland	1974-77	12
Dennis Jackson	1962-64	12
7. Pete Hoston	1988-91	11
Greg Evans	1978-81	11
9. Tim Broady	1985-88	10
Rondald Hopkins	1979-82	10

## 300-YARD RUSHING GAMES

Name	Att-Yds	Opponent	Date
Stevie Chaney	41-310	Austin Peay	11/12/05

## 200-YARD RUSHING GAMES

Name	Att-Yds	Opponent	Date
George Greenfield	31-259	Evansville	11/11/72
Derrick Cullors	28-253	Western Illinois	11/18/95
Derrick Cullors	27-252	Southeast Missouri	9/16/95
Mike Harris	23-242	Tennessee Tech	11/6/10
Billy Blanchard	22-235	UT Martin	11/10/01
Garner Byars	25-228	Tennessee State	11/11/00
Justin Bivins	29-228	UT Martin	10/3/98
Chad Cook	25-223	Indiana State	9/16/06
Jermaine Manning	28-222	Tennessee State	11/13/99
Rick Fisher	31-214	Middle Tennessee	10/16/71
Chad Cook	21-213	Jacksonville State	10/8/05
Mike Harris	30-212	Missouri State	10/9/10
Mike Harris	21-206	Eastern Kentucky	10/29/11
Don Clayton	28-205	Morehead State	9/29/73
George Greenfield	39-205	Morehead State	9/30/72
Danny Lee Johnson	27-203	East Tennessee State	10/21/78
Derrick Cullors	25-202	Austin Peay	9/30/95
Ron Lane	24-201	UT Martin	11/13/03

### INDIVIDUAL 100-YARD RUSHING GAMES vs.

1. UT Martin	26
2. Tennessee Tech	19
Austin Peay	19
4. Southeast Missouri	17
5. Morehead State	15
6. Eastern Kentucky	14
7. Middle Tennessee	13
8. Eastern Illinois	12
9. Tennessee State	11
Western Kentucky	11
11. Evansville	10
12. East Tennessee State	9
13. Indiana State	6
14. Southern Illinois	5
15. Jacksonville State	4
Louisville	4
Samford	4
Youngstown State	4
19. Western Illinois	3
20. Glenville State	2
Missouri-Rolla	2
Parsons College	2
Western Carolina	2
24. Arkansas State	1
Campbellsville	1
Illinois State	1
Iowa Wesleyan	1
Kentucky Wesleyan	1
Memphis	1
Minnesota	1
Miss Valley State	1
Missouri State	1
West Virginia Tech	1

### INDIVIDUAL 100-YARD RECEIVING GAMES vs.

1. Eastern Kentucky	15
2. Tennessee Tech	14
3. UT Martin	12
4. Austin Peay	9
Eastern Illinois	9
6. Southeast Missouri	8
7. Southern Illinois	7
8. Middle Tennessee	6
Western Kentucky	6
Tennessee State	6
11. Morehead State	5
12. Jacksonville State	3
Missouri State	3
Kentucky Wesleyan	3
15. Samford	2
Lambuth	2
17. Akron	1
Mississippi Valley State	1
Northern Iowa	1
Valparaiso	1
Northern Illinois	1
Western Michigan	1

## 200-YARD RECEIVING GAMES

Name	Yds	Rec	Opponent	Year
Harvey Tanner	255	13	Middle Tennessee	10/14/67
Reggie Swinton	224	10	Southern Illinois	19/14/96
Marcus Harris	213	9	Missouri State	10/9/10
Joe Perez	202	10	Southern Illinois	9/11/99

### MULTIPLE 100-YARD RECEIVING GAMES

1. Walter Powell	10
2. Terrance Tillman	9
3. DeAndre Green	8
4. Reggie Swinton	7
5. Michael Slater	6
6. Janawaski Davis	4
7. Marcus Harris	4
Derrick Townsel	4
Rod Harper	4
Glen Arterburn	4
11. Jesse Jones	3
Matt Hall	3
James Huff	3
Stanley Howard	3
15. Joe Perez	2
Connie Moore	2
Lee McCormick	2
Anthony Robbins	2

## 500-YARD PASSING GAMES

Name	Yds	Att-Comp	Opponent	Year
Casey Brockman	600	45-67	Tennessee State	9/7/11
Casey Brockman	570	32-41	Missouri State	10/9/10
Casey Brockman	537	45-67	UT Martin	10/13/12
Justin Fuente	553	35-55	Southern Illinois	9/11/99

## 400-YARD PASSING GAMES

Name	Yds	Att-Comp	Opponent	Year
Casey Brockman	497	38-57	Austin Peay	11/6/10
KD Humphries	491	43-57	Tennessee Tech	9/26/15
Justin Fuente	470	28-37	Kentucky Wesleyan	11/20/99
KD Humphries	467	33-52	Tennessee State	11/22/14
Maikhail Miller	467	37-54	Eastern Kentucky	11/23/13
Casey Brockman	455	38-43	Austin Peay	10/6/12
KD Humphries	455	49-60	Austin Peay	10/1/16
Michael Proctor	455	27-41	Akron	10/21/89
Casey Brockman	445	41-63	Central Arkansas	9/8/12
KD Humphries	425	38-60	UT Martin	11/01/14
Stewart Childress	425	34-56	Western Kentucky	9/30/00
Larry Tillman	425	28-51	Middle Tennessee	10/14/67
Casey Brockman	423	43-64	Eastern Illinois	9/22/12
Casey Brockman	421	30-53	Jacksonville State	10/1/11
KD Humphries	404	33-52	Tennessee State	11/22/14

## 300-YARD PASSING GAMES

Name	Yds	Att-Comp	Opponent	Year
KD Humphries	398	27-35	Tennessee St.	10/29/16
KD Humphries	396	43-60	Eastern Kentucky	11/15/14
Justin Fuente	396	25-45	Eastern Illinois	11/7/98
Mike Cherry	395	18-31	Southern Illinois	9/14/96
Justin Fuente	394	27-40	Tennessee State	11/14/98
Mike Cherry	391	31-50	Northern Iowa	11/25/95
KD Humphries	385	25-34	Kentucky Wesleyan	9/3/15
Justin Fuente	384	19-34	Eastern Kentucky	11/6/99
Casey Brockman	381	32-38	Tennessee Tech	9/29/12
KD Humphries	378	42-63	Tennessee Tech	11/19/16
Jeff Ehrhardt	375	25-43	UT Martin	9/27/08
Justin Fuente	369	20-37	UT Martin	10/3/98
Stewart Childress	367	23-32	Tennessee State	11/11/00
KD Humphries	366	34-51	Tennessee State	11/7/16
KD Humphries	363	37-59	Southeast Missouri	10/3/15
Justin Fuente	358	33-51	Western Kentucky	9/12/98
KD Humphries	356	35-52	Missouri St.	9/10/16
Justin Fuente	355	24-45	Tennessee State	11/13/99
Matt Haug	352	21-45	Middle Tennessee	10/18/69
KD Humphries	351	23-43	UT Martin	10/18/16
Michael Proctor	351	21-39	Southern Illinois	9/17/88
KD Humphries	346	28-51	Eastern Illinois	10/31/15
Michael Proctor	346	27-37	UT Martin	9/2/89
Jeff Ehrhardt	344	29-43	Eastern Kentucky	10/27/07
Casey Brockman	343	34-47	Eastern Kentucky	11/10/12
KD Humphries	343	23-34	Southeast Mo.	9/24/16
Michael Proctor	341	20-50	Western Kentucky	9/9/89
Justin Fuente	339	20-32	Southeast Missouri	9/18/99
KD Humphries	338	21-33	Eastern Ky.	11/5/16
Michael Proctor	336	19-40	UT Martin	9/3/88
Jeff Ehrhardt	330	22-29	Tennessee Tech	10/11/08
Jeff Ehrhardt	330	36-46	Tennessee State	11/3/07
Mike Cherry	328	17-24	Eastern Kentucky	11/4/95
Stephen Hatchell	327	26-46	Eastern Kentucky	11/1/03
Justin Fuente	325	20-37	Southern Illinois	9/5/98
Casey Brockman	323	31-44	Eastern Kentucky	10/29/11
Casey Brockman	321	35-46	Georgia State	10/8/11
KD Humphries	319	30-51	Eastern Kentucky	11/21/15
Casey Brockman	318	41-58	Eastern Illinois	10/23/10
Larry Tillman	316	26-52	Eastern Kentucky	11/2/68
Jeff Ehrhardt	315	31-54	UT Martin	11/10/07
Casey Brockman	313	41-59	Missouri State	9/15/12
Mike Cherry	312	13-21	Tennessee Tech	10/28/95
Michael Proctor	312	22-40	Austin Peay	11/18/89

## MULTIPLE 300-YARD PASSING GAMES

1. Casey Brockman	15
2. KD Humphries	13
3. Justin Fuente	10
4. Michael Proctor	7
5. Jeff Ehrhardt	6
6. Mike Cherry	4
7. Stewart Childress	3
8. Larry Tillman	2

## INDIVIDUAL 300-YARD PASSING GAMES vs.

1. Eastern Kentucky	10
2. Tennessee State	9
3. UT Martin	8
4. Tennessee Tech	7
6. Eastern Illinois	6
6. Austin Peay	5
7. Southern Illinois	4
8. Western Kentucky	3
9. Middle Tennessee	2
Missouri State	2
Kentucky Wesleyan	2
Northern Iowa	1
Southeast Missouri	2
11. Akron	1
Central Arkansas	1
Georgia State	1
Jacksonville State	1
Western Michigan	1

Name	Yds	Att-Comp	Opponent	Year
KD Humphries	311	29-38	Eastern Illinois	11/08/14
Stewart Childress	308	22-45	Tennessee State	11/3/01
Michael Proctor	308	18-40	Tennessee Tech	9/30/89
Maikhail Miller	306	31-42	Tennessee Tech	10/5/13
KD Humphries	304	25-41	Western Michigan	9/19/15
Jeff Ehrhardt	304	25-36	Austin Peay	10/04/08
Kevin Proctor	302	23-49	Austin Peay	11/17/90
Casey Brockman	300	22-33	Tennessee State	11/20/10

Note: List of 300-yard passers based on information available since 1948.

## MURRAY STATE LONGEST PLAYS

### Longest Run From Scrimmage

97 yards -- Carl Walker vs. Austin Peay, 1954  
Stevie Chaney vs. Austin Peay, 2005

### Longest Pass Completion

87 yards -- KD Humphries to Jesse Blackburn  
at Eastern Illinois, 2016

### Longest Punt

90 yards -- Brian Bivens vs. Southeast Missouri, 2002

### Longest Punt Return

100 yards -- Walter Powell vs. Southeast Missouri, 2012  
Phil Foster vs. Morehead State, 1950

### Longest Kickoff Return

100 yards -- Pokey Harris at Eastern Illinois, 2014  
Pokey Harris at Eastern Kentucky, 2014

### Longest Interception Return

98 yards -- Hugh May vs. Tennessee-Martin, 1928

### Longest Field Goal

62 yards -- Paul Hickert vs. Eastern Kentucky, 1986



# ALL-OVC SELECTIONS

1948	Winfred Dill _____ B	Terry Love _____ S	Justin Fuente (2nd) _____ QB
	John Hackney _____ T	Donald White _____ LB	Kenneth Knotts (2nd) _____ DE
	Powell Puckett _____ G	1981 Gregg Evans _____ DB	Greg Miller (1st) _____ PK
	Bob Sanders _____ E	Gino Gibbs _____ QB	Marcus Stepp (1st) _____ DE
1949	Alvin Cope _____ C	Brad Johnson _____ C	Chris Vaughn (1st) _____ LB
	John Hackney _____ T	Phil Poirier _____ OT	Jason Williams (2nd) _____ C
1950	Phil Foster _____ B	1982 Ronald Hopkins _____ DB	Brian Bivens (1st) _____ P
	Gil Mains _____ T	Phil Poirier _____ OG	Ron Brown (2nd) _____ OL
1951	Bernie Behrendt _____ B	Stan Trice _____ WR	Paul Carrizal (2nd) _____ OL
	Gil Mains _____ T	1983 Dan Coleman _____ DL	Justin Fuente (1st) _____ QB
1952	Bernie Behrendt _____ OB, LB	Jimmy Hopkins _____ OG	Jermaine Manning (1st) _____ RB
	John Bohna _____ B	Jim Piercefield _____ DE	Joe Perez (2nd) _____ WR
	Mac Catlett _____ DE	1984 Dan Coleman _____ DL	Terrence Tillman (1st) _____ WR
	Ben Chamness _____ OG	Ralph Robinson _____ DB	Jason Williams (2nd) _____ C
	John Roberts _____ DT	Colby Schreckengost _____ OT	Steve Williams (2nd) _____ DL
1953	John Bohna _____ B	1985 Lee McCormick _____ WR	Shaun Boykins (2nd) _____ WR
1955	Al Giordano _____ G	James Yarbrough _____ DB	Garner Byars (2nd) _____ RB
	Don Heine _____ E	1986 Willie Bester _____ DL	Stewart Childress (2nd) _____ QB
	Carl Walker _____ B	Stanley Howard _____ WR	Beau Guest (1st) _____ DB
1956	Dave Bottos _____ B	1987 Paul Hickert _____ K	Josh Foster (2nd) _____ C
	Al Giordano _____ G	Stanley Howard _____ WR	Josh McKeel (2nd) _____ TE
	Don Heine _____ E	Marshall Sils _____ C	Mario Riley (2nd) _____ RB
	Jere Stripling _____ QB	Tony Woodie _____ LB	Michael Slater (1st) _____ WR
1958	Willie Hickerson _____ G	1988 Glen Arterburn _____ WR	Philip Wasson (2nd) _____ DL
	Jack Morris _____ B	Mark Burke _____ OG	Jai Williams (1st) _____ LB
1960	Bob Burton _____ T	Eric Crigler _____ OT	2001 Shane Andrus (1st) _____ PK
1961	Bill Unyi _____ E	Greg Duncan _____ K	James Bridges (2nd) _____ DT
1962	Tony Fioravanti _____ QB	Jim Murphy _____ DT	Jeremy Davis (2nd) _____ DB
	Gary Foltz _____ E	Michael Proctor _____ QB	Ed Johnson (2nd) _____ DE
	Tommy Glover _____ B	1989 Danny Amato (2nd) _____ LB	Clint Parker (2nd) _____ OT
1963	Tony Fioravanti _____ QB	Glen Arterburn (1st) _____ WR	Shane Andrus (1st) _____ PK
	John Wheeler _____ G	Keith Askin (1st) _____ OG	Brian Bivens (1st) _____ P
1964	Charlie Forrest _____ QB	Anthony Brewer (1st) _____ DE	Billy Blanchard (1st) _____ RB
	Tommy Glover _____ B	Eric Crigler (1st) _____ OT	Deandre Green (1st) _____ WR
	John Wheeler _____ LB	Michael Proctor (1st) _____ QB	Mandrell McGregory (2nd) _____ DB
1965	Charlie Mitchell _____ T	1991 Greg Armstrong (2nd) _____ OT	Clint Parker (1st) _____ OT
	John Watson _____ E	Dave Cox (2nd) _____ FB	Bobby Sanders (2nd) _____ LB
1967	Harvey Tanner _____ E	Pete Hoston (2nd) _____ DB	Demetrick Westbrook (2nd) _____ DB
1968	Billy Hess _____ SE	1992 Melvin Aldridge (2nd) _____ DE	Laroni Gallishaw (2nd) _____ DB
	George Rice _____ OT	Marcus Kimbrell (2nd) _____ O	Deandre Green (2nd) _____ WR
	Tony Sims _____ OG	1993 Anthony Hutch (2nd) _____ DE	Michael Hanley (2nd) _____ DB
	Larry Tillman _____ QB	Marcus Kimbrell (2nd) _____ OG	Jesse Ohliger (2nd) _____ PK
	Don Veatch _____ DB	Jermaine Scott (2nd) _____ DB	Marcus White (1st) _____ DE
1969	Don Williams _____ T	Xaiver Shepherd (1st) _____ TE	2004 Justin Ard (1st) _____ OL
	Jack Wolf _____ E	1994 Mike Gossett (2nd) _____ C	Laroni Gallishaw (2nd) _____ DB
1970	Chuck Cantrell _____ P	1995 Mike Cherry (1st) _____ QB	Eugene Russell (2nd) _____ OL
	Dave Ford _____ T	Brian Cox (1st) _____ C	Onsha Whitaker (2nd) _____ DB
1971	Rick Fisher _____ RB	Derrick Cullors (1st) _____ RB	Marcus White (2nd) _____ DL
	Frank Head _____ LB	Chris Dill (1st) _____ PK	2005 Nick Turner (2nd) _____ RS
	Stan Watts _____ K	Emmanuel Duviella (2nd) _____ DL	2007 DeAngelo Nelson (1st) _____ TE
1972	Chuck Cantrell _____ P	Renardo Hampton (2nd) _____ DB	Jeff Ehrhardt (2nd) _____ QB
	George Greenfield _____ RB	William Hampton (1st) _____ DB	Rod Harper (2nd) _____ WR
1973	Charlie Carpenter _____ T	Anthony Hutch (1st) _____ DL	Derrick Parrott (2nd) _____ CB
	Don Clayton _____ RB	Kwabene Idelette (2nd) _____ WR	2008 Austen Lane (1st) _____ DL
	Joe Echert _____ DE	Erik Lombard (2nd) _____ P	Nathan Williams (1st) _____ LB
	Bill Farrell _____ E	Ronnie Merritt (1st) _____ LB	DeAngelo Nelson (2nd) _____ TE
	Bruce Farris _____ LB	Mark Robinson (2nd) _____ OT	Derrick Townsel (2nd) _____ WR
	Mark Hickman _____ DB	Mike Ruppe (1st) _____ OG	2009 Kienan Cullen (1st) _____ P
	Rodney Pickering _____ OG	Reuel Shepherd (2nd) _____ LB	Austen Lane (1st) _____ DE
1974	Charlie Carpenter _____ T	KennyThomas (2nd) _____ DB	DeAngelo Nelson (1st) _____ TE
	Don Clayton _____ RB	1996 Mike Cherry (1st) _____ QB	Tamar Butler (2nd) _____ LB
	Tom Pandolfi _____ QB	Anthony Downs (1st) _____ RB	Kienan Cullen (2nd) _____ K
1975	Willie DeLoach _____ WR	William Hampton (1st) _____ DB	Derrick Townsel (2nd) _____ WR/RS
	Eddie McFarland _____ DB	Rob Hart (1st) _____ PK	
1976	Hank LaGorce _____ K	Anthony Hutch (1st) _____ DL	
	Eddie McFarland _____ DB	Jesse Jones (2nd) _____ WR	
	Bruce Walker _____ DB	David McCann (2nd) _____ RB	
	Chuck Wempe _____ DE	Ronnie Merritt (1st) _____ LB	
1977	Dan Hutchinson _____ OG	Mark Robinson (2nd) _____ OG	
	Jim Jez _____ C	Reginald Swinton (1st) _____ WR	
	Eddie McFarland _____ DB	Willie Van Gorder (2nd) _____ OT	
1978	Dan Hutchinson _____ OG	1997 Dan Brown (1st) _____ OT	
	Danny Lee Johnson _____ RB	Anthony Downs (1st) _____ RB	
	Bruce Martin _____ OT	Brian Cox (2nd) _____ C	
	David Thomas _____ TE	Rob Hart (1st) _____ PK	
1979	Gregg Evans _____ DB	Ronnie Merritt (1st) _____ LB	
	Danny Lee Johnson _____ RB	Kenny Thomas (1st) _____ FS	
	Glenn Jones _____ DE	Mark Robinson (2nd) _____ OG	
	Rick Lanpher _____ DT	Marcus Stepp (2nd) _____ DE	
	Terry Love _____ S	1998 Justin Bivins (2nd) _____ RB	
1980	Glenn Jones _____ DE	Tony Esters (2nd) _____ LB	
	Rick Lanpher _____ DT		

## ALL-OVC (CONT.)

2010	Kienan Cullen (1st) _____	K
	Marcus Harris (1st) _____	WR
	Mike Harris (1st) _____	RB
	Casey Brockman (2nd) _____	QB
	Dontrell Johnson (2nd) _____	DB/RS
2011	Casey Brockman (1st) _____	QB
	Mike Harris (1st) _____	RB
	Raymond Hopson (2nd) _____	OL
	Qua Huzzie (2nd) _____	LB
	Dontrell Johnson (2nd) _____	DB/RS
	Sam Small (2nd) _____	LB
2012	Casey Brockman (1st) _____	QB
	Walter Powell (1st) _____	RS
	Walter Powell (2nd) _____	WR
	Roderick Tomlin (2nd) _____	OL
2013	Walter Powell (1st) _____	WR/RS
	Brandon Wicks (2nd) _____	DB
2014	Pokey Harris (1st) _____	RS
	Janawaski Davis (2nd) _____	WR
2015	Jesse Blackburn (2nd) _____	TE
	Roman Clay (2nd) _____	RB
	KD Humphries (2nd) _____	QB
	DeQuinten Spraggins (2nd) _____	DB
2016	Jesse Blackburn (1st) _____	TE
	Jordon Gandy (1st) _____	WR
	KD Humphries (2nd) _____	QB
	D'Montre Wade (2nd) _____	DB

## ALL-AMERICANS

1933	Cecil Kent, B
1936	Bill Thompson, B
<b>1937</b>	<b>Elmer Cochran, G</b>
	Dale Diebert, E
	C.W. Hardin, C
	Bill Thompson, B
	Dale Diebert, E
1938	Pete Gudauskus, T
	Claude McRaven, B
1940	James "Peanuts" Johnson, OL
<b>1955</b>	<b>Al Giordano, G/LB</b>
<b>1956</b>	<b>Al Giordano, G/LB</b>
<b>1962</b>	<b>Gary Foltz, E</b>
<b>1973</b>	<b>Don Clayton, TB</b>
1977	Eddie McFarland, DB
<b>1979</b>	<b>Terry Love, DB</b>
1983	Dane Coleman, DE
	Herbert Jones, S
	Jim Piercefield, DE
	Dane Coleman, DE
1984	Colby Schreckengost, OT
	Lee McCormick, WR
1985	James Yarbrough, DB
	Willie Bester, DE
1986	Stanley Howard, WR
	<b>Charlie Wiles, G</b>
	Tony Woodie, OLB
1993	Anthony Hutch, DL
<b>1995</b>	<b>Derrick Cullors, RB</b>
	<b>William Hampton, DB</b>
	Anthony Hutch, DL
<b>1996</b>	<b>William Hampton, DB</b>
	Rob Hart, K
	Reggie Swinton, WR
1997	Ronnie Merritt, LB
1998	Marcus Stepp, DL
1999	Brian Bivens, P
<b>2001</b>	<b>Shane Andrus, K</b>
<b>2008</b>	<b>Austen Lane, DE</b>
	<b>Nathan Williams, LB</b>
<b>2009</b>	<b>Austen Lane, DE</b>
2010	Marcus Harris, WR
	Dontrell Johnson, PR
2011	Casey Brockman, QB
2012	Casey Brockman, QB
	<b>Walter Powell, AP</b>
<b>2013</b>	<b>Walter Powell, AP</b>
<b>2014</b>	<b>Pokey Harris, KR</b>

First-Team All-America selections in **bold**

## EDDIE ROBINSON

### NATIONAL COACH OF THE YEAR

1995	Houston Nutt
------	--------------

### AFCA FCS REGION 3

### COACH OF THE YEAR

1995	Houston Nutt
------	--------------

### OVC COACH OF THE YEAR

1968	Bill Furgerson
1979	Mike Gottfried
1995	Houston Nutt
1996	Houston Nutt

## OVC PLAYERS OF THE YEAR

1964	John Wheeler, G
1969	Larry Tillman, QB
1971	Rick Fisher, RB
1972	George Greenfield, RB
1978	Danny Lee Johnson, RB
1979	Terry Love, DB
1981	Gino Gibbs, QB
1989	Michael Proctor, QB
1995	Derrick Cullors, RB
	William Hampton, DB
1996	Mike Cherry, QB
1999	Justin Fuente, QB
2008	Nathan Williams, LB
2009	Austen Lane, DE

# YEAR-BY-YEAR RECORDS

Year	Overall Record	OVC Record	Murray Points	Opp. Points	Coach	Year	Overall Record	OVC Record	Murray Points	Opp. Points	Coach
1924	3-3-3		28	88	Irby Koffman	1992	2-9-0	1-7-0	166	317	Mike Mahoney
1925	6-0-1		172	9	Carlisle Cutchin	1993	4-7-0	4-4-0	201	279	Houston Nutt
1926	5-2-1		101	54	Carlisle Cutchin	1994	5-6-0	4-4-0	262	321	Houston Nutt
1927	7-1-1		123	71	Carlisle Cutchin	1995	11-1-0	8-0-0	455	149	Houston Nutt
1928	9-0-1		428	25	Carlisle Cutchin	1996	11-2-0	8-0-0	458	206	Houston Nutt
1929	5-4-0		113	90	Carlisle Cutchin	1997	7-4-0	5-2-0	289	172	Denver Johnson
1930	5-4-0		137	85	Carlisle Cutchin	1998	7-4-0	5-2-0	313	328	Denver Johnson
1931	5-3-1		134	80	Ray Morgan	1999	7-4-0	5-2-0	415	302	Denver Johnson
1932	4-2-3		132	19	Roy Stewart	2000	6-5-0	4-3-0	366	332	Joe Pannunzio
1933	9-0-0		255	25	Roy Stewart	2001	4-6-0	2-4-0	216	315	Joe Pannunzio
1934	6-3-0		195	67	Roy Stewart	2002	7-5-0	5-1-0	382	351	Joe Pannunzio
1935	3-5-0		95	104	Roy Stewart	2003	4-8-0	3-5-0	225	338	Joe Pannunzio
1936	5-4-0		164	91	Roy Stewart	2004	7-4-0	6-2-0	287	220	Joe Pannunzio
1937	8-1-1		219	62	Roy Stewart	2005	2-9-0	0-7-0	218	377	Joe Pannunzio
1938	6-2-1		205	68	Roy Stewart	2006	1-10-0	0-8-0	195	386	Matt Griffin
1939	4-4-1		112	102	Roy Stewart	2007	2-9-0	1-7-0	292	448	Matt Griffin
1940	4-3-2		128	64	Roy Stewart	2008	5-7-0	4-4-0	272	376	Matt Griffin
1941	4-3-2		135	58	Jim Moore	2009	3-8-0	2-6-0	200	345	Matt Griffin
1942	1-5-2		63	135	Roy Stewart	2010	6-5-0	5-3-0	397	334	Chris Hatcher
1943	No Team - World War II					2011	7-4-0	5-3-0	408	314	Chris Hatcher
1944	5-2-0		166	64	Roy Stewart	2012	5-6-0	4-4-0	431	455	Chris Hatcher
1945	5-2-1		176	130	Roy Stewart	2013	6-6-0	4-4-0	358	382	Chris Hatcher
1946	5-5-0		196	227	Jim Moore	2014	3-9-0	1-8-0	439	510	Chris Hatcher
1947	6-3-0		133	117	Jim Moore	2015	3-8-0	2-7-0	336	409	Mitch Stewart
1948	9-1-1	3-1-0	280	86	Fred Faurot	2016	4-7-0	4-4-0	287	387	Mitch Stewart
1949	1-7-1	1-6-0	72	159	Fred Faurot						
1950	7-2-1	5-0-1	182	110	Fred Faurot						
1951	8-1-0	5-1-0	190	54	Fred Faurot						
1952	4-4-0	3-2-0	138	116	Fred Faurot						
1953	3-6-0	1-4-0	141	128	Fred Faurot						
1954	5-4-0	3-2-0	177	148	Fred Faurot						
1955	6-4-0	2-3-0	178	154	Fred Faurot						
1956	6-4-0	4-1-0	216	161	Jim Cullivan						
1957	3-5-1	1-3-1	121	171	Jim Cullivan						
1958	3-7-0	2-4-0	114	174	Jim Cullivan						
1959	0-10-0	0-6-0	62	237	Jim Cullivan						
1960	5-5-0	4-2-0	146	137	Don Shelton						
1961	4-6-0	2-4-0	161	172	Don Shelton						
1962	5-5-0	1-5-0	121	185	Don Shelton						
1963	5-5-0	3-4-0	153	203	Don Shelton						
1964	5-4-1	3-3-1	198	168	Don Shelton						
1965	2-6-2	1-4-2	158	188	Don Shelton						
1966	0-10-0	0-7-0	88	321	Don Shelton						
1967	4-6-0	2-5-0	230	208	Bill Furgerson						
1968	7-2-1	5-2-0	276	165	Bill Furgerson						
1969	5-4-1	2-4-1	252	257	Bill Furgerson						
1970	4-6-0	1-6-0	166	183	Bill Furgerson						
1971	5-4-1	3-3-1	160	208	Bill Furgerson						
1972	4-6-0	2-5-0	141	160	Bill Furgerson						
1973	7-3-0	5-2-0	217	182	Bill Furgerson						
1974	9-2-0	5-2-0	169	146	Bill Furgerson						
1975	4-5-1	3-3-1	111	120	Bill Furgerson						
1976	5-6-0	4-3-0	122	148	Bill Furgerson						
1977	6-5-0	4-3-0	161	185	Bill Furgerson						
1978	4-7-0	1-5-0	227	237	Mike Gottfried						
1979	9-2-1	6-0-0	272	144	Mike Gottfried						
1980	9-2-0	5-2-0	230	100	Mike Gottfried						
1981	8-3-0	5-3-0	329	160	Frank Beamer						
1982	4-7-0	2-5-0	143	152	Frank Beamer						
1983	7-4-0	4-3-0	209	127	Frank Beamer						
1984	9-2-0	5-2-0	311	162	Frank Beamer						
1985	7-3-1	5-2-0	280	217	Frank Beamer						
1986	7-4-1	6-1-0	258	225	Frank Beamer						
1987	6-5-0	3-3-0	285	195	Mike Mahoney						
1988	4-6-0	4-2-0	206	205	Mike Mahoney						
1989	6-4-1	3-3-0	284	258	Mike Mahoney						
1990	2-9-0	1-5-0	95	429	Mike Mahoney						
1991	3-8-0	1-6-0	162	313	Mike Mahoney						



## ALL-TIME WINNINGEST MURRAY STATE COACHES

(BY VICTORIES)

Coach	Wins	Tenure	Years	Record	Pct.
1. Roy Stewart	60	1932-40, '42, 1944-45	12	60-33-11	.630
Bill Furgerson	60	1967-77	11	60-49-4	.549
3. Fred Fautot	43	1948-55	8	43-29-3	.593
4. Frank Beamer	42	1981-86	6	42-23-2	.642
5. Carlisle Cutchin	37	1925-30	6	37-11-4	.750
6. Houston Nutt	31	1993-96	4	31-16-0	.660
7. Joe Pannunzio	30	2000-05	6	30-37-0	.448
8. Chris Hatcher	27	2010-14	5	27-30-0	.473
9. Don Shelton	26	1960-66	7	26-41-3	.393
10. Mike Mahoney	23	1987-92	6	23-41-1	.362
11. Mike Gottfried	22	1978-80	3	22-11-1	.662
12. Denver Johnson	21	1997-99	3	21-12-0	.636
13. Jim Moore	16	1941, '46-47	3	16-11-1	.589
14. Jim Cullivan	12	1956-59	4	12-26-1	.321
15. Matt Griffin	11	2006-09	4	11-34-0	.244
16. Mitch Stewart	7	2015-Pr.	2	7-15-0	.318
17. Ray Morgan	5	1931	1	5-3-1	.611
18. Irby Koffman	3	1924	1	3-3-3	.500

## ALL-TIME WINNINGEST MURRAY STATE COACHES

(BY PERCENTAGE)

Coach	Pct.	Tenure	Years	Record	Wins
1. Carlisle Cutchin	.750	1925-30	6	37-11-4	37
2. Mike Gottfried	.662	1978-80	3	22-11-1	22
3. Houston Nutt	.660	1993-96	4	31-16-0	31
4. Frank Beamer	.642	1981-86	6	42-23-2	42
5. Denver Johnson	.636	1997-99	3	21-12-0	21
6. Roy Stewart	.630	1932-40, '42, 1944-45	12	60-33-11	60
7. Ray Morgan	.611	1931	1	5-3-1	5
8. Fred Fautot	.593	1948-55	8	43-29-3	43
9. Jim Moore	.589	1941, '46-47	3	16-11-1	16
10. Bill Furgerson	.549	1967-77	11	60-49-4	60
11. Irby Koffman	.500	1924	1	3-3-3	3
12. Joe Pannunzio	.448	2000-05	6	30-37-0	30
13. Chris Hatcher	.473	2010-14	5	27-30-0	27
14. Don Shelton	.393	1960-66	7	26-41-3	26
15. Mike Mahoney	.362	1987-92	6	23-41-1	23
16. Jim Cullivan	.321	1956-59	4	12-26-1	12
17. Mitch Stewart	.318	2015-Pr.	2	7-15-0	7
18. Matt Griffin	.244	2006-09	4	11-34-0	11

## ALL-TIME MURRAY STATE COACHES

(BY YEARS)

Coach	Years	Wins	Tenure	Record	Pct.
1. Roy Stewart	12	60	1932-40, '42, 1944-45	60-33-11	.630
2. Bill Furgerson	11	60	1967-77	60-49-4	.549
3. Fred Fautot	8	43	1948-55	43-29-3	.593
4. Don Shelton	7	26	1960-66	26-41-3	.393
5. Frank Beamer	6	42	1981-86	42-23-2	.642
Carlisle Cutchin	6	37	1925-30	37-11-4	.750
Joe Pannunzio	6	30	2000-05	30-37-0	.448
Mike Mahoney	6	23	1987-92	23-41-1	.362
9. Chris Hatcher	5	27	2010-14	27-30-0	.473
10. Matt Griffin	4	11	2006-09	11-34-0	.244
Houston Nutt	4	31	1993-96	31-16-0	.660
Jim Cullivan	4	12	1956-59	12-26-1	.321
13. Mike Gottfried	3	22	1978-80	22-11-1	.662
Denver Johnson	3	21	1997-99	21-12-0	.636
Jim Moore	3	16	1941, '46-47	16-11-1	.589
14. Mitch Stewart	2	7	2015-Pr.	7-15-0	.318
15. Ray Morgan	1	5	1931	5-3-1	.611
Irby Koffman	1	3	1924	3-3-3	.500

## ALL-TIME POSTSEASON HISTORY

### TANGERINE BOWL

Jan. 1, 1949 ..... Sul Ross St ..... Orlando, Fla..... T 21-21

### NCAA SEMIFINAL

Dec. 8, 1979 ..... Lehigh ..... Murray, Ky. .... L 9-28

### NCAA FIRST ROUND

Nov. 29, 1986 ..... Eastern Ill..... Charleston, Ill..... L 21-28

### NCAA FIRST ROUND

Nov. 25, 1995 ..... Northern Iowa..... Murray, Ky. .... L 34-35

### NCAA FIRST ROUND

Nov. 30, 1996 ..... Western Ill..... Murray, Ky. .... W 34-6

### NCAA QUARTERFINAL

Dec. 7, 1996 ..... Troy..... Troy, Ala..... L 3-31

### NCAA SEMIFINAL

Nov. 30, 2002 ..... Western Ky..... Bowling Green, Ky. .... L 20-59

## TOP INDIVIDUAL PLAYOFF PERFORMANCES

### RUSHING YARDS

131 Anthony Downs vs. Western Illinois (11/30/96)

### RUSHING TOUCHDOWNS

2 David McCann vs. Western Illinois (11/30/96)

### PASSING YARDS

391 Mike Cherry vs. Northern Iowa (11/25/95)

### PASSING TOUCHDOWNS

3 Michael Proctor at Eastern Illinois (11/29/86)

### RECEIVING YARDS

127 DeAndre Green at Western Kentucky (11/30/02)

### TACKLES

11 Tyrone Parks at Western Kentucky (11/30/02)

## MURRAY STATE IN FINAL POLLS

YEAR	POLL	RANK	EDITION
1979	NCAA	No. 2	Final Regular Season
1980	NCAA	T-No. 10	Final Regular Season
1981	NCAA	No. 9	Final Regular Season
1984	NCAA	No. 13	Final Regular Season
1985	NCAA	No. 17	Final Regular Season
1986	NCAA	No. 18	Final Regular Season
1995	Sports Network	No. 4	Final Regular Season
1996	Sports Network	No. 4	Final Regular Season
1998	USA Today/ESPN	No. 20	After Playoffs
1998	Sports Network	No. 23	Final Regular Season
2002	USA Today/ESPN	No. 22	After Playoffs
2002	Sports Network	No. 20	After Playoffs

## RACER FOOTBALL MILESTONES

### GAMES

No.	Date	Opponent	Result
1st	9/26/24	Union University (Fr.)	T, 0-0
100th	10/18/35	at Tennessee Tech	W, 13-6
200th	11/8/47	at Marshall	L, 20-41
300th	10/11/58	at Louisville	L, 0-27
400th	10/12/68	at Southeast Missouri State	W, 27-14
500th	9/2/78	Southeast Missouri State	L, 12-24
600th	11/29/86	at Eastern Illinois	L, 21-28
700th	9/9/96	Western Kentucky	L, 41-44(2ot)
800th	11/13/04	Tennessee-Martin	W, 38-0
900th	11/9/13	Eastern Illinois	L, 17-37

### WINS

No.	Date	Opponent	Score
1st	10/3/24	Lambuth	7-0
100th	10/28/44	at Illinois Wesleyan	28-13
200th	10/9/65	at Morehead State	13-12
300th	10/29/83	Eastern Kentucky	23-10
400th	10/20/99	Kentucky Wesleyan	53-0



**YEAR-BY-YEAR ATTENDANCE**

Year	Overall Atten.	Average Atten.	Home Record	High	Opponent	Result	Score
1973	59,345	11,869	5-0-0	14,619	Morehead State	W	30-16
1974	75,050	12,508	6-0-0	15,200	Western Kentucky	W	9-7
1975	54,300	10,860	3-2-0	14,200	Morehead State*	W	17-3
1976	59,000	9,833	3-3-0	13,000	Delta State	L	0-14
1977	50,450	10,090	2-3-0	15,200	Eastern Kentucky*	W	24-20
1978	57,300	9,550	4-2-0	13,800	East Tennessee State*	W	34-21
1979	69,300	11,550	4-2-0	16,000	Eastern Kentucky*	W	24-7
1980	85,100	14,183	6-0-0	16,300	Middle Tennessee*	W	38-6
1981	50,200	12,550	3-1-0	^16,600	Eastern Kentucky*	L	20-24
1982	55,500	7,929	3-4-0	12,500	Middle Tennessee*	L	9-27
1983	37,814	7,563	5-0-0	12,863	Missouri State*	W	19-0
1984	52,600	8,767	5-1-0	12,000	Akron*	W	13-6
1985	55,500	11,160	5-0-0	14,800	Morehead State*	W	35-9
1986	37,792	6,299	4-1-1	9,250	Southern Illinois	L	0-31
1987	32,371	6,474	5-0-0	10,211	Morehead State*	W	53-15
1988	20,435	4,087	2-3-0	6,488	Tennessee-Martin	L	24-32
1989	35,796	7,159	5-0-1	10,850	Morehead State*	W	27-13
1990	26,980	5,396	1-4-0	7,184	Eastern Illinois	W	14-10
1991	24,946	4,158	3-3-0	7,611	Tennessee-Martin*	W	40-34
1992	17,778	2,963	2-4-0	7,383	Austin Peay*	W	27-10
1993	28,783	5,757	3-2-0	8,381	Austin Peay*	W	38-14
1994	30,978	6,196	1-4-0	10,813	Tennessee Tech*	L	21-38
1995	64,969	10,828	5-1-0	15,711	Eastern Kentucky	W	17-7
1996	64,303	8,038	7-1-0	14,315	Austin Peay*	W	51-7
1997	34,911	6,982	4-1-0	14,062	Austin Peay*	W	51-0
1998	45,852	9,170	4-1-0	12,198	Western Kentucky	W	36-31
1999	29,329	4,888	6-0-0	9,277	Eastern Illinois*	W	37-32
2000	35,983	7,197	3-2-0	11,276	Tennessee Tech*	L	36-21
2001	8,690	2,897	2-1-0	3,501	Tennessee-Martin*	W	35-17
2002	34,000	5,667	6-0-0	8,307	Tennessee Tech*	W	31-14
2003	24,194	4,032	2-4-0	6,660	Indiana State	L	10-17
2004	21,974	4,395	5-0-0	6,845	Tennessee Tech	W	34-15
2005	18,248	3,650	2-3-0	5,356	Indiana State	W	27-15
2006	18,588	3,718	0-5-0	5,801	Samford*	L	7-33
2007	20,175	4,035	1-4-0	5,843	Eastern Illinois*	L	24-27
2008	27,258	4,543	4-2-0	6,392	Tennessee Tech*	W	51-21
2009	22,378	4,476	2-3-0	5,977	Kentucky Wesleyan	W	66-10
2010	29,945	5,989	4-1-0	8,187	UT Martin	W	52-16
2011	28,210	5,642	3-2-0	10,031	Tennessee State	W	58-37
2012	34,650	6,930	3-2-0	9,848	Central Arkansas	L	20-42
2013	32,669	5,445	5-1-0	10,132	Missouri State	W	41-38
2014	28,717	4,786	3-3-0	10,897	Jacksonville State	L	28-52
2015	30,241	6,048	2-3-0	10,620	Tennessee Tech	L	29-31
2016	30,840	6,168	1-4-0	10,014	Southeast Mo. St.	L	16-17

**TOTAL 1,672,920 7,129 154-83-2 16,600**

\* Denotes Homecoming Game    ^ Denotes Stewart Stadium Record

**ALL-TIME STEWART STADIUM SERIES**

Akron	3-0-1
Austin Peay	16-2-0
Cameron	1-0-0
Campbellsville	1-0-0
Central Arkansas	0-1-0
Central Missouri	0-1-0
Delta State	0-1-0
East Tennessee State	2-1-0
Eastern Illinois	8-7-0
Eastern Kentucky	10-13-0
Evansville	1-0-0
Glenville State	1-0-0
Illinois State	1-2-0
Indiana State	3-1-0
Jacksonville State	1-6-0
Kentucky Wesleyan	4-0-0
Lambuth	2-0-0
Lehigh	0-1-0
Liberty	1-0-0
Middle Tennessee	7-5-0
Missouri-Rolla	1-0-0
Missouri State	4-1-0
Morehead State	10-2-0
Northern Iowa	0-1-0
Samford	3-1-0
South Carolina State	1-0-0
Southeast Missouri	17-3-0
Southeastern Louisiana	0-1-0
Southern Illinois	5-2-0
Tennessee State	9-6-0
Tennessee Tech	14-9-0
Union (KY)	1-0-0
UT Martin	12-8-0
Valparaiso	1-0-0
West Virginia Tech	1-0-0
Western Carolina	1-1-0
Western Illinois	2-0-0
Western Kentucky	6-6-1
Youngstown State	4-0-0
<b>Games</b>	<b>239</b>
<b>Record</b>	<b>154-83-2 (.649)</b>



**IRBY KOFFMAN (1924)**  
Career Record: 3-3-3 (.500)

1924 (3-3-3)  
Coach: Irby Koffman  
Home: 3-0-2 ■ Away: 0-3-1 ■ Neutral: 0-0

S. 26	Union U. Freshmen	T	0-0
O. 3	Lambuth	W	7-0
O. 10	at Evansville	L	0-22
O. 17	Hall-Moody	W	13-0
O. 24	at Bethel (Tenn.)	L	0-60
N. 1	at Paducah Tilghman	T	0-0
N. 7	Ogden College	W	8-0
N. 14	at Bethel (Ky.)	L	0-6
N. 27	Memphis	T	0-0



**CARLISLE CUTCHIN (1925-30)**  
Career Record: 37-11-4 (.750)

1925 (6-0-1)  
Coach: Carlisle Cutchin  
Home: 5-0-1 ■ Away: 0-0 ■ Neutral: 1-0

O. 2	vs. Hall-Moody#	W	6-0
O. 9	Union U. Freshmen	W	38-0
O. 16	Bethel (Ky.)	W	58-0
N. 5	Middle Tennessee	W	6-0
N. 14	Lambuth	W	37-0
N. 20	Will Mayfield College	W	27-9
N. 26	Ogden College	T	0-0

# at Martin, Tenn.

1926 (5-2-1)  
Coach: Carlisle Cutchin  
Home: 3-0 ■ Away: 2-2-1 ■ Neutral: 0-0

O. 2	at Lambuth	W	18-0
O. 8	Hall-Moody	W	25-0
O. 16	at Union University	L	0-6
O. 23	at Will Mayfield College	W	26-0
O. 29	Southeast Missouri	W	3-0
N. 6	at Middle Tennessee	T	0-0
N. 13	at St. Xavier	L	0-48
N. 25	Memphis	W	29-0

1927 (7-1-1)  
Coach: Carlisle Cutchin  
Home: 4-0-1 ■ Away: 3-0-1 ■ Neutral: 0-0

S. 30	Southern Illinois	W	6-3
O. 7	at Southeast Missouri	W	6-0
O. 15	at Louisville	L	0-14
O. 17	Lambuth	W	12-0
O. 28	at UT Martin	W	13-7
N. 5	Middle Tennessee	W	14-7
N. 11	at Bethel (Ky.)	W	25-19
N. 18	Will Mayfield College	W	33-7
N. 24	Memphis	T	14-14

1928 (9-0-1)  
Coach: Carlisle Cutchin  
Home: 6-0 ■ Away: 3-0-1 ■ Neutral: 0-0

S. 28	at Southern Illinois	T	0-0
O. 5	Southeast Missouri	W	12-0
O. 12	Bethel (Ky.)	W	39-0
O. 19	UT Martin	W	34-6
O. 27	at Lambuth	W	13-0
N. 3	at Middle Tennessee	W	14-6
N. 10	North Alabama	W	86-0
N. 17	Arkansas State	W	71-7
N. 24	at Memphis	W	40-0
D. 1	Will Mayfield College	W	119-6

1929 (5-4)  
Coach: Carlisle Cutchin  
Home: 4-2 ■ Away: 0-2 ■ Neutral: 1-0

O. 11	Southern Illinois	W	13-12
O. 19	Eastern Kentucky	W	46-0
O. 25	at Southeast Missouri	L	0-6
N. 2	Middle Tennessee	L	0-6
N. 8	at Cumberland	L	14-26
N. 15	Jonesboro	W	Forfeit
N. 19	vs. Lambuth#	W	14-6
N. 23	Memphis	L	13-27
N. 28	UT Martin	W	13-7

# at Mayfield, Ky.

1930 (5-4)  
Coach: Carlisle Cutchin  
Home: 3-1 ■ Away: 2-3 ■ Neutral: 0-0

S. 26	at Southern Illinois	L	6-25
O. 4	Delta State	W	26-0
O. 10	at Eastern Kentucky	W	52-0
O. 17	at UT Martin	W	7-0
N. 1	at Middle Tennessee	L	0-19
N. 7	Tennessee Tech	L	6-26
N. 14	Southeast Missouri	W	7-0
N. 18	Lambuth#	W	33-6
N. 22	at Memphis	L	0-9



**RAY MORGAN (1931)**  
Career Record: 5-3-1 (.611)

1931 (5-3-1)  
Coach: Ray Morgan  
Home: 3-0-1 ■ Away: 1-3 ■ Neutral: 1-0

S. 25	at Union University	L	2-20
O. 2	Delta State	T	12-12
O. 10	at Tennessee Tech	L	7-19
O. 24	at Western Kentucky	L	0-7
O. 31	Middle Tennessee (H)	W	13-7
N. 7	at Southeast Missouri	W	32-6
N. 11	vs. Miami (Fla.)#	W	15-0
N. 18	Lambuth	W	25-7
N. 27	Memphis	W	28-2

# at Paducah, Ky.



**ROY STEWART (1932-40, 42, 44-45)**  
Career Record: 60-33-11 (.630)

1932 (4-2-3)  
Coach: Roy Stewart  
Home: 2-1-2 ■ Away: 2-1-1 ■ Neutral: 0-0

S. 24	at Centre College	L	0-7
S. 30	at Southern Illinois	T	0-0
O. 8	Louisville	W	105-0
O. 15	Union University	W	14-0
O. 22	Western Kentucky (H)	L	0-6
O. 29	at Middle Tennessee	W	7-6
N. 11	Tennessee Tech	T	0-0
N. 18	Miami (Fla.)	T	0-0
N. 24	at Memphis	W	6-0

1933 (9-0)  
Coach: Roy Stewart  
Home: 6-0 ■ Away: 3-0 ■ Neutral: 0-0

S. 24	Southern Illinois	W	13-0
O. 6	Union University	W	20-0
O. 14	at Western Kentucky	W	20-6
O. 21	Lambuth	W	26-0
O. 28	Middle Tennessee (H)	W	70-7
N. 4	at Louisville	W	54-6
N. 11	at Tennessee Tech	W	9-6
N. 17	Millsaps College (N)#	W	13-0
D. 1	Mississippi College	W	30-0

1934 (6-3)  
Coach: Roy Stewart  
Home: 5-1 ■ Away: 1-2 ■ Neutral: 0-0

S. 29	Lambuth	W	63-0
O. 5	Stetson	W	19-7
O. 12	at Millsaps College	L	6-7
O. 20	Tennessee Tech	W	40-7
O. 27	Birmingham-Southern (H)	L	7-20
N. 2	Union University	W	19-0
N. 10	at Middle Tennessee	W	12-0
N. 17	Western Kentucky	W	27-14
N. 29	at Mississippi College	L	2-12

1935 (3-5)  
Coach: Roy Stewart  
Home: 2-3 ■ Away: 1-2 ■ Neutral: 0-0

S. 28	Lambuth	W	63-0
O. 5	Spring Hill College	L	0-33
O. 18	at Tennessee Tech	W	13-6
O. 26	Samford	L	0-13
N. 2	at Western Kentucky	L	6-21
N. 9	Middle Tennessee	L	6-19
N. 16	Millsaps College (H)	W	7-6
N. 23	at Stetson	L	0-6

1936 (5-4)  
Coach: Roy Stewart  
Home: 2-3 ■ Away: 3-0 ■ Neutral: 0-1

S. 25	Georgetown (Ky.)	W	27-6
O. 3	at Morehead State	W	14-7
O. 10	Ouachita Baptist	W	21-0
O. 17	Mississippi College (H)	L	14-20
O. 23	Middle Tennessee	L	14-19
O. 30	vs. Union University#	L	7-19
N. 7	at Memphis	W	20-6
N. 13	at Tennessee Tech	W	47-0
N. 21	Western Kentucky	L	0-14

# at Dyersburg, Tenn.

1937 (8-1-1)  
Coach: Roy Stewart  
Home: 6-0-1 ■ Away: 1-1 ■ Neutral: 1-0

S. 25	at Hardin-Simmons	L	0-21
O. 2	Tennessee Tech	W	23-0
O. 9	at Ouachita Baptist	W	27-7
O. 15	Middle Tennessee	W	21-14
O. 23	Mississippi College (H)	W	43-0
O. 29	vs. Union University#	W	21-0
N. 5	Memphis	W	19-0
N. 12	Morehead State	W	32-7
N. 20	Western Kentucky	T	7-7
N. 24	Wisconsin-Superior	W	26-6

# at Dyersburg, Tenn.

1938 (6-2-1)  
Coach: Roy Stewart  
Home: 2-1-1 ■ Away: 4-0 ■ Neutral: 0-1

S. 16	at Wisconsin-Superior	W	26-0
S. 30	at Middle Tennessee	W	34-0
O. 8	at Morehead State	W	14-0
O. 15	Birmingham-Southern (H)	W	47-14
O. 22	vs. Hardin-Simmons#	L	14-20
O. 28	at Union University	W	30-0
N. 4	Rhodes College	T	6-6
N. 12	Samford	W	27-7
N. 19	Western Kentucky	L	7-21

# at Paducah, Ky.



## 1939 (4-4-1)

Coach: Roy Stewart

Home: 2-2 ■ Away: 1-1-1 ■ Neutral: 1-1

S. 29	at Middle Tennessee	W	14-2
O. 6	Morehead State	W	20-7
O. 13	at Central Arkansas	L	0-21
O. 21	vs. Texas A&M-Commerce#	L	
6-27			
O. 27	vs. Union University@	W	14-0
N. 4	Samford (H)	L	0-7
N. 11	Northwestern State	L	0-19
N. 18	Transylvania	W	46-7
N. 25	at Western Kentucky	T	12-12

# at Paducah, Ky. @ at Union City, Tenn.

## 1940 (4-3-2)

Coach: Roy Stewart

Home: 2-1-1 ■ Away: 2-2 ■ Neutral: 0-0-1

S. 27	at Northwestern State	L	6-20
O. 5	vs. Morehead State#	T	0-0
O. 11	Central Arkansas	T	0-0
O. 19	at Texas A&M-Commerce	L	14-21
O. 25	at Union University	W	14-11
N. 2	Delta State	W	41-0
N. 9	Memphis (H)	W	35-6
N. 16	at Middle Tennessee	W	18-0
N. 23	Western Kentucky	L	0-6

# at Ashland, Ky.



**JIM MOORE (1941, 46-47)**  
Career Record: 15-11-2 (.555)

## 1941 (4-3-2)

Coach: Jim Moore

Home: 4-1 ■ Away: 0-1-2 ■ Neutral: 0-1

S. 22	Culver-Stockton	W	48-7
O. 4	at Eastern Kentucky	L	0-6
O. 10	Union University	L	0-12
O. 18	vs. Tennessee Tech#	L	6-14
O. 25	Morehead State (H)	W	16-7
O. 31	at Delta State	T	0-0
N. 8	Memphis	W	31-6
N. 15	Middle Tennessee	W	34-6
N. 20	at Western Kentucky	T	0-0

# at Owensboro, Ky.



**ROY STEWART (1932-40, 42, 44-45)**  
Career Record: 60-33-11 (.630)

## 1942 (1-5-2)

Coach: Roy Stewart

Home: 1-2-1 ■ Away: 0-2-1 ■ Neutral: 0-1

S. 25	Springfield College	W	24-6
O. 3	at Morehead State	L	0-13
O. 9	at Union University	L	0-39
O. 17	Eastern Kentucky (H)	T	6-6
O. 24	vs. Tennessee Tech#	L	6-19
O. 30	Union University	L	0-14
N. 14	at Middle Tennessee	T	14-14
N. 21	Western Kentucky	L	13-24

# at Henderson, Ky.

## 1943

*No Team - World War II*

## 1944 (5-2)

Coach: Roy Stewart

Home: 3-1 ■ Away: 2-1 ■ Neutral: 0-0

O. 7	at Milligan College	L	6-19
O. 21	Miami (Ohio)	L	14-26
O. 28	at Illinois Wesleyan	W	28-13
N. 4	Milligan College	W	14-0
N. 11	at Millsaps College	W	20-0
N. 18	Illinois Wesleyan	W	26-6
N. 25	Millsaps College	W	58-0

## 1945 (5-2-1)

Coach: Roy Stewart

Home: 3-0 ■ Away: 2-2-1 ■ Neutral: 0-0

S. 22	at Georgia	L	0-49
O. 6	Samford	W	41-6
O. 13	at Eastern Kentucky	T	7-7
O. 19	at Tennessee Tech	W	13-7
O. 26	Truman State	W	51-7
N. 3	at Ohio University	W	19-13
N. 10	Illinois Wesleyan (H)	W	33-13
N. 17	at UT-Chattanooga	L	12-28



**JIM MOORE (1941, 46-47)**  
Career Record: 15-11-2 (.555)

## 1946 (5-5)

Coach: Jim Moore

Home: 4-0 ■ Away: 0-5 ■ Neutral: 1-0

S. 28	at Ohio University	L	7-27
O. 5	Morehead State	W	38-19
O. 12	at Eastern Kentucky	L	13-26
O. 19	at UT-Chattanooga	L	6-34
O. 26	at Evansville	L	0-20
N. 2	at Mississippi State	L	0-69
N. 9	Marshall (H)	W	19-0
N. 15	Eastern Illinois	W	38-13
N. 23	vs. Tennessee Tech#	W	20-13
N. 30	Western Kentucky	W	55-6

# at Paducah, Ky.

## 1947 (6-3)

Coach: Jim Moore

Home: 4-0 ■ Away: 2-3 ■ Neutral: 0-0

S. 27	at Miami (Ohio)	L	12-28
O. 3	at Morehead State	W	13-6
O. 10	Eastern Kentucky	W	21-13
O. 17	Memphis	W	14-7
O. 25	Evansville (H)	W	18-7
O. 31	at Tennessee Tech	W	7-2
N. 8	at Marshall	L	20-41
N. 15	at Rollins College	L	7-13
N. 22	Western Kentucky	W	21-0



**FRED FAUROT (1948-55)**  
Career Record: 43-29-3 (.593)

## 1948 (9-1-1, 3-1 OVC)

**OVC CHAMPIONS**

Coach: Fred Faurot

Home: 5-0 ■ Away: 4-1 ■ Neutral: 0-0-1

S. 24	Culver-Stockton	W	40-13
O. 1	at Memphis	W	26-14
O. 9	at Eastern Kentucky*	L	0-6
O. 15	Marshall	W	27-0
O. 22	at Southeast Missouri	W	40-0
O. 30	Tennessee Tech (H)	W	34-6
N. 5	Morehead State*	W	33-0
N. 11	at Middle Tennessee	W	26-12
N. 19	Evansville*	W	9-7
N. 25	at Western Kentucky*	W	24-7
J. 1	vs. Sul Ross State#	T	21-21

# at Tangerine Bowl, Orlando, Fla.

## 1949 (1-7-1, 1-6 OVC)

Coach: Fred Faurot

Home: 0-3-1 ■ Away: 1-4 ■ Neutral: 0-0

S. 24	at Tennessee Tech*	W	26-7
S. 30	at Louisville*	L	14-34
O. 8	Eastern Kentucky* (H)	L	0-20
O. 15	at Marshall*	L	6-13
O. 20	at Evansville*	L	6-13
O. 29	Memphis	L	6-34
N. 5	at Morehead State*	L	0-21
N. 12	Middle Tennessee	T	7-7
N. 19	Western Kentucky*	L	7-10

## 1950 (7-2-1, 5-0-1 OVC)

**OVC CHAMPIONS**

Coach: Fred Faurot

Home: 5-0-1 ■ Away: 2-1 ■ Neutral: 0-1

S. 16	Arkansas-Monticello	W	27-7
S. 23	Tennessee Tech*	W	6-0
S. 30	at Missouri-Rolla	W	21-0
O. 6	at Eastern Kentucky*	W	19-0
O. 14	Marshall*	W	14-0
O. 21	Evansville* (H)	W	27-6
O. 28	vs. Memphis#	L	6-23
N. 4	Morehead State*	W	21-13
N. 11	at Middle Tennessee	L	14-34
N. 18	Western Kentucky*	T	27-27

# at Paris, Tenn.

## 1951 (8-1, 5-1 OVC)

**OVC CHAMPIONS**

Coach: Fred Faurot

Home: 5-0 ■ Away: 3-1 ■ Neutral: 0-0

S. 22	Missouri-Rolla	W	31-7
S. 29	at Tennessee Tech*	W	20-7
O. 6	Eastern Kentucky*	W	9-0
O. 13	at Marshall*	W	28-13
O. 20	at Evansville*	L	13-14
O. 27	Delta State (H)	W	33-0
N. 3	at Morehead State*	W	14-0
N. 10	Middle Tennessee	W	19-7
N. 17	Western Kentucky*	W	23-6

## 1952 (4-4, 3-2 OVC)

Coach: Fred Faurot

Home: 2-2 ■ Away: 2-2 ■ Neutral: 0-0

S. 27	Tennessee Tech*	L	13-14
O. 4	at Eastern Kentucky*	W	10-0
O. 11	at Memphis	L	7-34
O. 18	Evansville (H)	W	14-10
O. 25	at Delta State	L	19-33
N. 1	Morehead State*	W	48-0
N. 8	at Middle Tennessee*	W	20-13
N. 22	Western Kentucky*	L	7-12

## 1953 (3-6, 1-4 OVC)

Coach: Fred Faurot

Home: 1-4 ■ Away: 2-2 ■ Neutral: 0-0

S. 19	Louisville	L	14-19
S. 26	at Tennessee Tech*	L	0-9
O. 3	Eastern Kentucky*	L	14-19
O. 10	Memphis (H)	L	0-20
O. 17	Evansville	W	14-7
O. 31	at Morehead State*	W	33-0
N. 7	Middle Tennessee*	L	25-28
N. 14	at Austin Peay	W	34-13
N. 21	at Western Kentucky*	L	7-13

## 1954 (5-4, 3-2 OVC)

Coach: Fred Faurot

Home: 4-0 ■ Away: 1-4 ■ Neutral: 0-0

S. 18	at Louisville	W	33-13
S. 25	Tennessee Tech*	W	19-12
O. 1	at Eastern Kentucky*	L	6-25
O. 9	at Memphis	L	6-34
O. 23	at North Alabama	L	13-20
O. 30	Morehead State* (H)	W	24-16
N. 6	at Middle Tennessee*	L	13-21
N. 13	Austin Peay	W	44-7
N. 20	Western Kentucky*	W	19-0

## 1955 (6-4, 2-3 OVC)

Coach: Fred Faurot

Home: 2-3 ■ Away: 4-1 ■ Neutral: 0-0

S. 17	Louisville	W	33-14
S. 24	at Tennessee Tech*	L	7-20
O. 1	Eastern Kentucky*	L	6-21
O. 8	Memphis	L	7-20
O. 15	at Arkansas State	W	13-7
O. 22	North Alabama	W	14-7
O. 29	at Morehead State*	W	22-7
N. 5	Middle Tennessee* (H)	L	28-33
N. 12	at Austin Peay	W	20-13
N. 19	at Western Kentucky*	W	28-12



### JIM CULLIVAN (1956-59)

Career Record: 12-26-1 (.321)

## 1956 (6-4, 4-1 OVC)

Coach: Jim Cullivan

Home: 3-0 ■ Away: 3-4 ■ Neutral: 0-0

S. 15	at Evansville	W	21-7
S. 22	at North Alabama	L	18-19
S. 29	at Eastern Kentucky*	W	14-7
O. 6	at Morehead State*	W	22-7
O. 13	at Louisville	L	6-7
O. 20	Tennessee Tech* (H)	W	34-7
O. 27	at Arkansas State	L	27-28
N. 3	at Middle Tennessee*	L	7-39
N. 10	Austin Peay	W	33-27
N. 17	Western Kentucky*	W	34-13

## 1957 (3-5-1, 1-3-1 OVC)

Coach: Jim Cullivan

Home: 2-3-1 ■ Away: 1-2 ■ Neutral: 0-0

S. 28	North Alabama	W	7-0
O. 5	Eastern Kentucky*	L	19-26
O. 12	Louisville	L	0-35
O. 19	at Morehead State*	W	21-7
O. 26	at Tennessee Tech*	L	14-26
N. 2	at Arkansas State	L	20-27
N. 9	Middle Tennessee* (H)	L	0-22
N. 16	Evansville	W	33-21
N. 23	Western Kentucky*	T	7-7

## 1958 (3-7, 2-4 OVC)

Coach: Jim Cullivan

Home: 2-3 ■ Away: 1-4 ■ Neutral: 0-0

S. 20	East Tennessee State*	L	6-12
S. 27	at North Alabama	W	20-6
O. 4	at Eastern Kentucky*	L	6-14
O. 11	at Louisville	L	0-27
O. 18	Morehead State*	W	34-6
O. 25	Tennessee Tech* (H)	L	14-15
N. 1	Arkansas State	L	14-20
N. 8	at Middle Tennessee*	L	0-40
N. 15	at Evansville	L	8-27
N. 22	Western Kentucky*	W	12-7

## 1959 (0-10, 0-6 OVC)

Coach: Jim Cullivan

Home: 0-5 ■ Away: 0-5 ■ Neutral: 0-0

S. 19	at East Tennessee State*	L	0-7
S. 26	North Alabama	L	6-13
O. 3	Eastern Kentucky*	L	0-7
O. 10	Louisville (H)	L	0-28
O. 17	at Morehead State*	L	8-9
O. 24	at Tennessee Tech*	L	16-29
O. 31	at Arkansas State	L	18-36
N. 7	Middle Tennessee*	L	0-55
N. 14	Evansville	L	8-32
N. 21	at Western Kentucky*	L	6-21



### DON SHELTON (1960-66)

Career Record: 26-41-3 (.393)

## 1960 (5-5, 4-2 OVC)

Coach: Don Shelton

Home: 3-3 ■ Away: 2-2 ■ Neutral: 0-0

S. 17	at East Tennessee State*	W	14-0
S. 24	North Alabama	L	15-20
O. 1	at Eastern Kentucky*	W	21-19
O. 8	at Louisville	L	6-12
O. 15	Morehead State*	W	14-8
O. 22	Tennessee Tech* (H)	L	12-14
O. 29	Arkansas State	L	14-27
N. 5	at Middle Tennessee*	L	3-20
N. 12	Western Kentucky*	W	26-7
N. 19	Southeast Missouri	W	21-10

## 1961 (4-6, 2-4 OVC)

Coach: Don Shelton

Home: 1-3 ■ Away: 3-3 ■ Neutral: 0-0

S. 16	at East Tennessee State*	W	14-9
S. 23	North Alabama	L	6-9
S. 30	Eastern Kentucky*	L	13-14
O. 7	at Morehead State*	W	35-28
O. 14	UT Martin	W	25-15
O. 21	at Tennessee Tech*	L	8-27
O. 28	at Arkansas State	L	14-22
N. 4	Middle Tennessee* (H)	L	18-27
N. 12	at Western Kentucky*	L	6-14
N. 18	at Southeast Missouri	W	22-7

## 1962 (5-5, 1-5 OVC)

Coach: Don Shelton

Home: 1-4 ■ Away: 4-1 ■ Neutral: 0-0

S. 15	East Tennessee State*	L	3-6
S. 22	at Western Illinois	W	7-6
S. 29	at Eastern Kentucky*	W	17-14
O. 6	Morehead State*	L	13-14
O. 13	at UT Martin	W	15-12
O. 20	Tennessee Tech*	L	12-16
O. 27	Arkansas State	W	14-9
N. 3	at Middle Tennessee*	L	6-23
N. 10	Western Kentucky* (H)	L	15-16
N. 17	at Southeast Missouri	W	19-15

## 1963 (5-5, 3-4 OVC)

Coach: Don Shelton

Home: 3-2 ■ Away: 2-3 ■ Neutral: 0-0

S. 12	at East Tennessee State*	L	14-21
S. 28	Austin Peay*	W	14-0
O. 5	Eastern Kentucky*	W	20-0
O. 12	at Morehead State*	L	10-24
O. 19	UT Martin	W	19-8
O. 26	at Tennessee Tech*	W	28-27
N. 2	at Arkansas State	W	34-33
N. 9	Middle Tennessee* (H)	L	7-14
N. 16	Truman State	L	7-26
N. 23	at Western Kentucky*	L	0-50

## 1964 (5-4-1, 3-3-1 OVC)

Coach: Don Shelton

Home: 3-2 ■ Away: 2-2-1 ■ Neutral: 0-0

S. 19	East Tennessee State*	W	26-14
S. 26	at Austin Peay*	L	10-26
O. 2	at Eastern Kentucky*	T	6-6
O. 10	Morehead State*	L	14-17
O. 17	at UT Martin	W	32-14
O. 24	Tennessee Tech* (H)	W	28-21
O. 31	Arkansas State	L	8-17
N. 7	at Middle Tennessee*	L	12-14
N. 14	at Parsons College	W	48-32
N. 21	Western Kentucky*	W	14-7

## 1965 (2-6-2, 1-4-2 OVC)

Coach: Don Shelton

Home: 1-3-1 ■ Away: 1-3-1 ■ Neutral: 0-0

S. 18	at East Tennessee State*	L	24-27
S. 25	Austin Peay*	L	6-23
O. 2	Eastern Kentucky*	T	17-17
O. 9	at Morehead State*	W	13-12
O. 16	UT Martin	L	7-17
O. 23	at Tennessee Tech*	L	14-23
O. 30	at Arkansas State	L	13-27
N. 6	Middle Tennessee* (H)	L	24-28
N. 13	Evansville	W	26-0
N. 20	at Western Kentucky*	T	14-14

## 1966 (0-10, 0-7 OVC)

Coach: Don Shelton

Home: 0-5 ■ Away: 0-5 ■ Neutral: 0-0

S. 17	East Tennessee State*	L	16-20
S. 24	at Austin Peay*	L	0-49
S. 30	at Eastern Kentucky*	L	6-27
O. 8	Morehead State*	L	9-30
O. 15	Arkansas State	L	0-44
O. 22	Tennessee Tech* (H)	L	13-51
O. 29	at UT Martin	L	12-16
N. 5	at Middle Tennessee*	L	0-33
N. 12	at Evansville	L	12-14
N. 19	Western Kentucky*	L	20-37



### BILL FURGERSON (1967-77)

Career Record: 60-49-4 (.549)

## 1967 (4-6, 2-5 OVC)

Coach: Bill Furgerson

Home: 2-3 ■ Away: 2-3 ■ Neutral: 0-0

S. 16	at UT Martin	L	9-16
S. 23	Tennessee Tech*	L	21-22
S. 30	Morehead State*	W	21-15
O. 7	Iowa Wesleyan (H)	W	71-12
O. 14	at Middle Tennessee*	W	35-14
O. 21	at East Tennessee State*	L	7-8
O. 28	Eastern Kentucky*	L	7-28
N. 4	Austin Peay*	L	20-37
N. 11	at Evansville	W	20-14
N. 18	at Western Kentucky*	L	19-42

## 1968 (7-2-1, 5-2 OVC)

Coach: Bill Furgerson

Home: 4-0-1 ■ Away: 3-2 ■ Neutral: 0-0

S. 21	UT Martin	T	7-7
S. 28	at Tennessee Tech*	W	19-0
O. 5	at Morehead State*	W	28-21
O. 12	at Southeast Missouri	W	27-14
O. 19	Middle Tennessee*	W	35-13
O. 26	East Tennessee State* (H)	W	30-17
N. 2	at Eastern Kentucky*	L	20-21
N. 9	at Austin Peay*	L	35-36
N. 16	Evansville	W	58-22
N. 23	Western Kentucky*	W	17-14

1969 (5-4-1, 2-4-1 OVC)

Coach: Bill Furgerson

Home: 4-2 ■ Away: 1-2-1 ■ Neutral: 0-0

S. 20	Eastern Michigan	W	28-20
S. 27	Tennessee Tech*	L	21-28
O. 4	Morehead State*	W	13-7
O. 11	Southeast Missouri	W	34-14
O. 18	at Middle Tennessee*	L	24-31
O. 25	at East Tennessee State*	T	10-10
N. 1	Eastern Kentucky* (H)	L	13-34
N. 8	Austin Peay*	W	53-41
N. 15	at Evansville	W	42-16
N. 22	at Western Kentucky*	L	14-56

1970 (4-6, 1-6 OVC)

Coach: Bill Furgerson

Home: 3-2 ■ Away: 1-4 ■ Neutral: 0-0

S. 19	at Parsons College	W	24-21
S. 26	at Tennessee Tech*	L	7-21
O. 3	at Morehead State*	L	7-24
O. 10	Youngstown State	W	42-32
O. 17	Middle Tennessee*	W	20-0
O. 24	East Tennessee State* (H)	L	6-14
O. 31	at Eastern Kentucky*	L	7-17
N. 7	at Austin Peay*	L	7-45
N. 14	Evansville	W	39-6
N. 21	Western Kentucky*	L	7-33

1971 (5-4-1, 3-3-1 OVC)

Coach: Bill Furgerson

Home: 2-2 ■ Away: 3-2-1 ■ Neutral: 0-0

S. 11	at Western Carolina	W	32-22
S. 25	Tennessee Tech*	L	3-27
O. 2	Morehead State*	L	14-48
O. 9	at UT Martin	L	0-41
O. 16	at Middle Tennessee*	W	24-15
O. 23	at East Tennessee State*	T	6-6
O. 30	Eastern Kentucky*	W	17-7
N. 6	Austin Peay* (H)	W	16-6
N. 13	at Evansville	W	38-12
N. 20	at Western Kentucky*	L	10-24

1972 (4-6, 2-5 OVC)

Coach: Bill Furgerson

Home: 3-3 ■ Away: 1-3 ■ Neutral: 0-0

S. 9	Western Carolina	L	12-21
S. 23	at Tennessee Tech*	L	0-10
S. 30	at Morehead State*	L	24-27
O. 7	UT Martin	W	14-7
O. 14	Middle Tennessee*	L	13-14
O. 21	East Tennessee State* (H)	W	17-6
O. 28	at Eastern Kentucky*	W	7-3
N. 4	at Austin Peay*	L	20-33
N. 11	Evansville	W	28-22
N. 18	Western Kentucky*	L	6-17

1973 (7-3, 5-2 OVC)

Coach: Bill Furgerson

Home: 5-0 ■ Away: 2-3 ■ Neutral: 0-0

S. 15	Western Carolina	W	27-25
S. 22	Tennessee Tech*	W	18-17
S. 29	Morehead State*	W	30-16
O. 6	at UT Martin	W	21-10
O. 13	at Middle Tennessee*	L	14-17
O. 20	at East Tennessee State*	W	20-14
O. 27	Eastern Kentucky* (H)	W	21-20
N. 3	Austin Peay*	W	31-19
N. 10	at Youngstown State	L	8-12
N. 17	at Western Kentucky*	L	27-32

1974 (9-2, 5-2 OVC)

Coach: Bill Furgerson

Home: 6-0 ■ Away: 3-2 ■ Neutral: 0-0

S. 7	Cameron	W	35-27
S. 14	at Western Carolina	W	10-3
S. 21	at Morehead State*	W	25-24
S. 28	at Tennessee Tech*	L	0-26
O. 12	UT Martin	W	14-6
O. 19	Middle Tennessee* (H)	W	14-12
O. 26	East Tennessee State*	W	17-3
N. 2	at Eastern Kentucky*	L	16-30
N. 9	at Austin Peay*	W	16-8
N. 16	Eastern Illinois	W	13-0
N. 23	Western Kentucky*	W	9-7

1975 (4-5-1, 3-3-1 OVC)

Coach: Bill Furgerson

Home: 3-2 ■ Away: 1-3-1 ■ Neutral: 0-0

S. 20	Western Carolina	L	9-16
S. 27	Tennessee Tech*	L	7-14
O. 4	Morehead State* (H)	W	17-3
O. 11	at UT Martin	W	17-10
O. 18	at Middle Tennessee*	L	5-17
O. 25	at East Tennessee State*	T	10-10
N. 1	Eastern Kentucky*	W	26-7
N. 8	Austin Peay*	W	14-10
N. 15	at Eastern Illinois	L	6-14
N. 22	at Western Kentucky*	L	0-19

1976 (5-6, 4-3 OVC)

Coach: Bill Furgerson

Home: 3-3 ■ Away: 2-3 ■ Neutral: 0-0

S. 4	Southeast Missouri	W	14-3
S. 11	Delta State	L	0-14
S. 18	at Western Carolina	L	10-13
S. 25	at Tennessee Tech*	L	7-24
O. 2	at Morehead State*	W	7-6
O. 9	UT Martin	L	0-24
O. 16	Middle Tennessee* (H)	W	24-20
O. 23	East Tennessee State*	L	11-13
O. 30	at Eastern Kentucky*	L	10-12
N. 6	at Austin Peay*	W	23-13
N. 20	Western Kentucky*	W	16-6

1977 (6-5, 4-3 OVC)

Coach: Bill Furgerson

Home: 2-3 ■ Away: 4-2 ■ Neutral: 0-0

S. 3	at Southeast Missouri	W	13-6
S. 10	at Delta State	L	0-38
S. 24	Tennessee Tech*	L	19-21
O. 1	Morehead State*	L	3-17
O. 8	at UT Martin	L	20-31
O. 15	at Middle Tennessee*	W	13-9
O. 22	at East Tennessee State*	W	13-10
O. 29	Eastern Kentucky* (H)	W	24-20
N. 5	Austin Peay*	L	0-13
N. 12	Eastern Illinois	W	35-7
N. 19	at Western Kentucky*	W	21-13

**MIKE GOTTFRIED (1978-80)**

Career Record: 22-11-1 (.662)



1978 (4-7, 1-5 OVC)

Coach: Mike Gottfried

Home: 4-2 ■ Away: 0-5 ■ Neutral: 0-0

S. 2	Southeast Missouri	L	12-24
S. 9	Evansville	W	23-9
S. 23	at Tennessee Tech*	L	14-24
S. 30	at Morehead State*	L	32-49
O. 7	UT Martin	W	21-7
O. 14	Middle Tennessee*	W	33-7
O. 21	East Tennessee State (H)	W	34-21
O. 28	at Eastern Kentucky*	L	21-24
N. 4	at Austin Peay*	L	17-23
N. 11	at Eastern Illinois	L	14-35
N. 18	Western Kentucky*	L	6-14

1979 (9-2-1, 6-0 OVC)

**OVC CHAMPIONS**

Coach: Mike Gottfried

Home: 4-2 ■ Away: 5-0-1 ■ Neutral: 0-0

S. 1	at Southeast Missouri	T	21-21
S. 8	at Evansville	W	24-14
S. 15	Southeastern Louisiana	L	11-19
S. 22	Tennessee Tech*	W	24-3
S. 29	Morehead State*	W	31-7
O. 6	at UT Martin	W	24-0
O. 13	at Middle Tennessee*	W	29-8
O. 20	at Indianapolis	W	21-7
O. 27	Eastern Kentucky* (H)	W	24-7
N. 3	Austin Peay*	W	24-10
N. 17	at Western Kentucky*	W	30-20
D. 8	Lehigh#	L	9-28

# NCAA I-AA Playoffs, Semifinals (Murray, Ky.)

1980 (9-2, 5-2 OVC)

Coach: Mike Gottfried

Home: 6-0 ■ Away: 3-2 ■ Neutral: 0-0

S. 6	Southeast Missouri	W	19-6
S. 13	Youngstown State	W	24-6
S. 20	at Louisville	W	13-9
S. 27	at Tennessee Tech*	W	10-3
O. 4	at Morehead State*	W	30-6
O. 11	UT Martin	W	20-6
O. 18	Middle Tennessee* (H)	W	38-6
O. 25	Akron*	W	13-10
N. 1	at Eastern Kentucky*	L	14-24
N. 8	at Austin Peay*	L	0-24
N. 22	Western Kentucky*	W	49-0



**FRANK BEAMER (1981-86)**

Career Record: 42-23-2 (.642)

1981 (8-3, 5-3 OVC)

Coach: Frank Beamer

Home: 3-1 ■ Away: 5-2 ■ Neutral: 0-0

S. 5	at Southeast Missouri	W	37-23
S. 12	at Florida A&M	W	14-11
S. 19	at Youngstown State*	W	13-9
S. 26	Tennessee Tech*	W	15-10
O. 3	Morehead State*	W	20-7
O. 10	at UT Martin	W	10-7
O. 17	at Middle Tennessee*	L	9-14
O. 24	at Akron*	L	19-20
O. 31	Eastern Kentucky* (H)	L	20-24
N. 7	Austin Peay*	W	34-29
N. 21	at Western Kentucky*	W	38-6

1982 (4-7, 2-5 OVC)

Coach: Frank Beamer

Home: 3-4 ■ Away: 1-3 ■ Neutral: 0-0

S. 4	Southeast Missouri	W	16-6
S. 18	Central Missouri	L	0-10
S. 25	at Tennessee Tech*	L	3-10
O. 2	at Morehead State*	L	10-13
O. 9	UT Martin	L	7-10
O. 16	Middle Tennessee* (H)	L	9-27
O. 23	Missouri State	W	21-7
O. 28	at Eastern Kentucky*	L	20-21
N. 6	at Austin Peay*	W	21-7
N. 13	Akron*	W	16-14
N. 20	Western Kentucky	L	20-27

## 1983 (7-4, 4-3 OVC)

Coach: Frank Beamer

Home: 5-0 ■ Away: 2-4 ■ Neutral: 0-0

S. 3	at Southeast Missouri	W	25-11
S. 17	at East Carolina	L	25-50
S. 24	Tennessee Tech*	W	20-6
O. 1	Morehead State*	W	38-0
O. 8	Missouri State (H)	W	19-0
O. 15	at Middle Tennessee*	L	14-17
O. 22	at Akron*	L	3-6
O. 29	Eastern Kentucky*	W	23-10
N. 5	at Austin Peay*	L	16-17
N. 12	Youngstown State*	W	19-7
N. 19	at Western Kentucky	W	7-3

## 1984 (9-2, 5-2 OVC)

Coach: Frank Beamer

Home: 5-1 ■ Away: 4-1 ■ Neutral: 0-0

S. 1	at Louisville	W	26-23
S. 15	Southeast Missouri	W	42-3
S. 22	at Tennessee Tech*	W	37-0
S. 29	at Morehead State*	W	58-28
O. 6	at Missouri State	W	33-20
O. 13	Middle Tennessee*	L	16-19
O. 20	Akron* (H)	W	13-6
O. 27	at Eastern Kentucky*	L	14-27
N. 3	Austin Peay*	W(ot)	20-13
N. 10	Youngstown State*	W	35-7
N. 17	Western Kentucky	W	17-16

## 1985 (7-3-1, 5-2 OVC)

Coach: Frank Beamer

Home: 5-0 ■ Away: 2-3-1 ■ Neutral: 0-0

A. 31	South Carolina State	W	35-21
S. 7	Southeast Missouri	W	33-25
S. 14	at Memphis	T	10-10
S. 28	Tennessee Tech*	W	29-21
O. 5	Morehead State* (H)	W	35-9
O. 12	at Akron*	L	10-17
O. 19	at Middle Tennessee*	L(ot)	24-31
O. 26	at Missouri State#	W	36-21
N. 2	Eastern Kentucky*	W	27-21
N. 9	at Austin Peay*	W	16-14
N. 23	at Western Kentucky	L	25-27

# Designated OVC game

## 1986 (7-4-1, 6-1 OVC)

### OVC CHAMPIONS

Coach: Frank Beamer

Home: 4-1-1 ■ Away: 3-3 ■ Neutral: 0-0

S. 6	at Southeast Missouri	W	42-17
S. 13	Southern Illinois	L	0-31
S. 27	Western Kentucky	T	10-10
O. 4	at Central Florida	L	25-38
O. 11	Eastern Kentucky*	W	17-15
O. 16	at Akron*	L	13-24
O. 25	Tennessee Tech* (H)	W	23-16
N. 1	at Morehead State*	W	45-11
N. 8	Youngstown State*	W	17-14
N. 15	Middle Tennessee*	W	21-7
N. 22	at Austin Peay*	W	24-14
N. 29	at Eastern Illinois^	L	21-28

^ NCAA I-AA Playoffs, First Round



## MIKE MAHONEY (1987-92)

Career Record: 23-41-1 (.362)

## 1987 (6-5, 3-3 OVC)

Coach: Mike Mahoney

Home: 5-0 ■ Away: 1-5 ■ Neutral: 0-0

S. 5	UT Martin	W	34-6
S. 12	Southeast Missouri	W	30-12
S. 19	at Western Kentucky	L	17-21
S. 26	at Louisville	L	10-34
O. 10	at Eastern Kentucky*	L	21-29
O. 17	Liberty	W	34-12
O. 24	at Tennessee Tech*	W	24-21
O. 31	Morehead State* (H)	W	53-15
N. 7	at Youngstown State*	L(ot)	13-20
N. 14	at Middle Tennessee*	L	9-25
N. 21	Austin Peay*	W	40-0

## 1988 (4-6, 4-2 OVC)

Coach: Mike Mahoney

Home: 2-3 ■ Away: 2-3 ■ Neutral: 0-0

S. 3	UT Martin	L	24-32
S. 10	at Southeast Missouri	L	13-16
S. 17	at Southern Illinois	L	21-28
S. 24	at Nevada	L	18-28
O. 1	Tennessee Tech* (H)	L(ot)	13-16
O. 8	at Morehead State*	W	29-22
O. 15	Tennessee State*	W	22-7
O. 29	Eastern Kentucky*	L(ot)	24-31
N. 12	Middle Tennessee*	W	23-22
N. 19	at Austin Peay*	W	19-3

## 1989 (6-4-1, 3-3 OVC)

Coach: Mike Mahoney

Home: 5-0-1 ■ Away: 1-4 ■ Neutral: 0-0

S. 2	at UT Martin	W	24-3
S. 9	Western Kentucky	W	17-14
S. 15	at North Texas	L	14-28
S. 23	Southern Illinois	W	24-11
S. 30	at Tennessee Tech*	L	20-21
O. 7	Morehead State* (H)	W	27-13
O. 14	Tennessee State*#	W	27-24
O. 21	Akron	T	31-31
O. 28	at Eastern Kentucky*	L	36-38
N. 11	at Middle Tennessee*	L	15-32
N. 18	Austin Peay*	W	49-43

# at Memphis, Tenn.

## 1990 (2-9, 1-5 OVC)

Coach: Mike Mahoney

Home: 1-4 ■ Away: 1-5 ■ Neutral: 0-0

S. 8	at Louisville	L	0-68
S. 15	at Southern Illinois	L	7-45
S. 22	Eastern Illinois	W	14-10
S. 29	Tennessee Tech*	L	3-16
O. 6	at Indiana State	L	0-52
O. 13	Eastern Kentucky*	L	0-42
O. 20	at Northern Illinois	L	7-49
O. 27	Tennessee State* (H)	L	17-23
N. 3	at Morehead State*	L	6-69
N. 10	Middle Tennessee*	L	10-31
N. 17	at Austin Peay*	W(3ot)	31-24

## 1991 (3-8, 1-6 OVC)

Coach: Mike Mahoney

Home: 3-3 ■ Away: 0-5 ■ Neutral: 0-0

S. 7	Southern Illinois	L	27-31
S. 14	at Western Kentucky	L	0-14
S. 21	Eastern Illinois	W	28-27
S. 28	at Middle Tennessee*	L	3-35
O. 5	at Tennessee State*	L	7-28
O. 12	UT Martin (H)	W	40-34
O. 19	Morehead State*	L	10-20
N. 2	at Tennessee Tech*	L	7-45
N. 9	Eastern Kentucky*	L	17-42
N. 16	Southeast Missouri*	W	14-10
N. 23	at Austin Peay*	L	9-27

## 1992 (2-9, 1-7 OVC)

Coach: Mike Mahoney

Home: 2-4 ■ Away: 0-5 ■ Neutral: 0-0

S. 3	at Southeast Missouri*	L	21-27
S. 12	Missouri-Rolla	W	36-0
S. 19	at Eastern Illinois	L	9-48
S. 26	Middle Tennessee*	L	6-66
O. 3	Austin Peay* (H)	W	27-10
O. 10	at UT Martin*	L	7-13
O. 17	at Morehead State*	L	7-31
O. 31	Tennessee Tech*	L	10-35
N. 7	at Eastern Kentucky*	L(ot)	18-21
N. 14	Tennessee State*	L	10-19
N. 21	Western Kentucky	L	15-47



## HOUSTON NUTT (1993-96)

Career Record: 31-16-0 (.660)

## 1993 (4-7, 4-4 OVC)

Coach: Houston Nutt

Home: 3-2 ■ Away: 1-5 ■ Neutral: 0-0

S. 1	Eastern Illinois	L	17-34
S. 11	at Marshall	L	3-29
S. 18	Southeast Missouri*	W	17-14
S. 25	at Middle Tennessee*	L	3-45
O. 2	at UT Martin*	W(ot)	28-21
O. 9	Austin Peay* (H)	W	38-14
O. 16	Eastern Kentucky*	L	13-21
O. 30	at Tennessee Tech*	L	16-31
N. 6	Morehead State*	W	39-0
N. 13	at Tennessee State*	L	13-26
N. 20	at Western Kentucky	L	14-44

## 1994 (5-6, 4-4 OVC)

Coach: Houston Nutt

Home: 1-4 ■ Away: 4-2 ■ Neutral: 0-0

S. 1	at Eastern Illinois	W	31-15
S. 8	Western Kentucky	L	13-39
S. 17	at Southeast Missouri*	W	23-16
S. 24	Middle Tennessee*	L	21-23
O. 1	UT Martin*	W	28-24
O. 8	at Austin Peay*	W	29-14
O. 15	at Eastern Kentucky*	L	13-49
O. 29	Tennessee Tech* (H)	L	21-38
N. 5	at Morehead State*	W	45-6
N. 12	Tennessee State*	L	21-24
N. 20	at Western Illinois	L	17-73



1995 (11-1, 8-0 OVC)

**OVC CHAMPIONS**

Coach: Houston Nutt

Home: 5-1 ■ Away: 6-0 ■ Neutral: 0-0

A. 31	at Western Kentucky	W	35-14
S. 9	at Southern Illinois	W	35-3
S. 16	Southeast Missouri*	W	34-0
S. 23	at Middle Tennessee*	W	34-0
S. 30	at Austin Peay*	W	45-17
O. 7	UT Martin*	W	33-9
O. 14	Morehead State* (H)	W	63-13
O. 28	at Tennessee Tech*	W	45-14
N. 4	Eastern Kentucky*	W	17-7
N. 11	at Tennessee State*	W	24-19
N. 18	Western Illinois	W	56-18
N. 25	Northern Iowa^	L	34-35

^ NCAA I-AA Playoffs, First Round (Murray, Ky.)

1996 (11-2, 8-0 OVC)

**OVC CHAMPIONS**

Coach: Houston Nutt

Home: 7-1 ■ Away: 4-1 ■ Neutral: 0-0

S. 9	Western Kentucky	L(ot)	41-44
S. 14	Southern Illinois	W	43-38
S. 21	at Southeast Missouri State*W		16-0
S. 28	Middle Tennessee*	W	34-7
O. 5	Austin Peay* (H)	W	51-7
O. 12	at UT Martin*	W	28-14
O. 19	at Eastern Illinois*	W	35-28
N. 2	Tennessee Tech*	W	41-3
N. 9	at Eastern Kentucky*	W	17-14
N. 16	Tennessee State*	W	50-14
N. 23	West Virginia Tech	W	65-0
N. 30	Western Illinois^	W	34-6
D. 7	at Troy State#	L	3-31

^ NCAA I-AA Playoffs, First Round

# NCAA I-AA Playoffs, Quarterfinals



**DENVER JOHNSON (1997-99)**

Career Record: 21-12-0 (.636)

1997 (7-4, 5-2 OVC)

Coach: Denver Johnson

Home: 4-1 ■ Away: 3-3 ■ Neutral: 0-0

A. 28	Indiana State	W	13-0
S. 6	at Western Kentucky	L(ot)	50-52
S. 13	at Southern Illinois	L	20-24
S. 20	Southeast Missouri*	W	17-3
S. 27	at Middle Tennessee*	W	35-17
O. 4	at UT Martin*	W	45-7
O. 11	Austin Peay (H)	W	51-0
O. 18	Eastern Kentucky*	L	8-29
N. 1	at Tennessee Tech*	L(ot)	13-16
N. 8	Eastern Illinois*	W	24-17
N. 15	at Tennessee State*	W	13-7

1998 (7-4, 5-2 OVC)

Coach: Denver Johnson

Home: 4-1 ■ Away: 3-3 ■ Neutral: 0-0

S. 5	Southern Illinois	W	41-13
S. 12	Western Kentucky	W	36-31
S. 19	at Southeast Missouri*	W	26-14
S. 26	at Brigham Young	L	9-43
O. 3	UT Martin* (H)	W	47-35
O. 10	at Middle Tennessee*	L	14-35
O. 17	at Eastern Kentucky*	W	28-21
O. 31	Tennessee Tech*	W	23-3
N. 7	at Eastern Illinois*	W	35-21
N. 14	Tennessee State*	L	44-46
N. 21	at Indiana State	L	10-66

1999 (7-4, 5-2 OVC)

Coach: Denver Johnson

Home: 6-0 ■ Away: 1-4 ■ Neutral: 0-0

S. 4	at Wisconsin	L	10-49
S. 11	at Southern Illinois	L	51-58
S. 18	Southeast Missouri*	W	45-18
O. 2	at Western Kentucky*	L	15-21
O. 9	UT Martin*	W	62-14
O. 16	Eastern Illinois* (H)	W	37-32
O. 21	Samford	W	34-27
O. 30	at Tennessee Tech*	W	22-11
N. 6	Eastern Kentucky*	W	45-30
N. 13	at Tennessee State*	L	41-42
N. 20	Kentucky Wesleyan	W	53-0



**JOE PANNUNZIO (2000-05)**

Career Record: 30-37-0 (.448)

2000 (6-5, 4-3 OVC)

Coach: Joe Pannunzio

Home: 3-2 ■ Away: 3-3 ■ Neutral: 0-0

A. 31	Southern Illinois	W	42-20
S. 7	at Samford	L	17-19
S. 16	at Middle Tennessee	L	28-44
S. 23	Indiana State	W	41-24
S. 30	Western Kentucky*	L	38-48
O. 7	at UT Martin*	W	48-3
O. 14	at Eastern Illinois*	L	7-48
O. 21	at Southeast Missouri*	W	38-28
O. 28	Tennessee Tech* (H)	L	21-36
N. 4	at Eastern Kentucky*	W	24-22
N. 11	Tennessee State*	W	62-40

2001 (4-6, 2-4 OVC)

Coach: Joe Pannunzio

Home: 2-1 ■ Away: 2-5 ■ Neutral: 0-0

S. 1	at Ole Miss	L	14-49
S. 8	Illinois State	W	32-17
S. 22	at Southern Illinois	W	24-20
O. 6	at Tennessee Tech*	L	12-15
O. 13	Eastern Kentucky* (H)	L	13-21
O. 20	at Southeast Missouri*	W	45-35
O. 27	at Minnesota	L	10-66
N. 3	at Tennessee State*	L	25-38
N. 10	UT Martin*	W	35-17
N. 17	at Eastern Illinois*	L	6-37

2002 (7-5, 5-1 OVC)

**OVC CHAMPIONS**

Coach: Joe Pannunzio

Home: 6-0 ■ Away: 1-5 ■ Neutral: 0-0

A. 31	at Memphis	L	6-52
S. 14	Southern Illinois	W	42-24
S. 21	at Illinois State	L	23-24
S. 28	at Indiana State	L(ot)	31-34
O. 12	Tennessee Tech* (H)	W	31-14
O. 19	at Eastern Kentucky*	L	7-31
O. 26	Southeast Missouri*	W	38-31
N. 2	Samford	W	54-17
N. 9	Tennessee State*	W	51-27
N. 16	at UT Martin*	W	42-3
N. 23	Eastern Illinois*	W	37-35
N. 30	at Western Kentucky^	L	20-59

^ NCAA I-AA Playoffs, First Round

2003 (4-8, 3-5 OVC)

Coach: Joe Pannunzio

Home: 2-4 ■ Away: 2-4 ■ Neutral: 0-0

A. 30	Valparaiso	W	34-0
S. 6	at Kentucky	L	6-37
S. 13	at Southern Illinois	L	7-32
S. 20	Indiana State	L	10-17
S. 27	at Tennessee Tech*	L	24-49
O. 4	Jacksonville State*	W(ot)	23-17
O. 11	at Samford*	L	6-35
O. 18	Eastern Illinois* (H)	L	17-27
O. 25	at Southeast Missouri*	W	27-24
N. 1	Eastern Kentucky*	L	20-38
N. 13	at UT Martin*	W	41-27
N. 22	Tennessee State*	L	10-35

2004 (7-4, 6-2 OVC)

Coach: Joe Pannunzio

Home: 5-0 ■ Away: 2-4 ■ Neutral: 0-0

A. 28	Glennville State	W	56-3
S. 4	at Connecticut	L	14-52
S. 18	at Indiana State	L	21-28
S. 25	Tennessee Tech*	W	34-15
O. 2	at Jacksonville State*	L	14-35
O. 9	Samford* (H)	W	24-21
O. 16	at Eastern Illinois*	L	9-24
O. 23	Southeast Missouri*	W	28-13
O. 30	at Eastern Kentucky*	W(ot)	19-16
N. 13	UT Martin*	W	38-0
N. 20	at Tennessee State*	W	30-13

2005 (2-9, 0-7 OVC)

Coach: Joe Pannunzio

Home: 2-3 ■ Away: 0-6 ■ Neutral: 0-0

S. 3	at Mississippi State	L	6-38
S. 17	Indiana State	W	27-15
S. 24	at Illinois State	L	0-42
O. 1	at Tennessee Tech*	L	21-42
O. 8	Jacksonville State*	L	23-28
O. 15	at Samford*	L	23-27
O. 22	Eastern Illinois* (H)	L	28-35
O. 29	at Southeast Missouri*	L	21-52
O. 5	Eastern Kentucky*	L	7-43
N. 12	Austin Peay	W	42-6
N. 17	at UT Martin*	L	20-49



**MATT GRIFFIN (2006-09)**

Career Record: 11-34-0 (.244)

2006 (1-10, 0-8 OVC)

Coach: Matt Griffin

Home: 0-5 ■ Away: 1-5 ■ Neutral: 0-0

S. 2	at Missouri	L	7-47
S. 9	at Tennessee State*	L	15-25
S. 16	at Indiana State	W	59-40
S. 23	#6 Illinois State	L	14-35
S. 30	Tennessee Tech*	L(ot)	14-20
O. 5	at Jacksonville State*	L	17-49
O. 14	Samford* (H)	L	7-33
O. 21	at #16 Eastern Illinois	L	10-20
O. 28	Southeast Missouri*	L	17-24
N. 4	at Eastern Kentucky*	L	21-51
N. 18	#12 UT Martin	L	14-42

## 2007 (2-9, 1-7 OVC)

Coach: Matt Griffin

Home: 1-4 ■ Away: 1-5 ■ Neutral: 0-0

A. 30	at #10 Louisville	L	10-73
S. 8	at #17 Illinois State	L	17-43
S. 15	Lambuth	W	48-13
S. 20	at Tennessee Tech*	L	24-48
S. 28	Jacksonville State*	L	24-40
O. 13	#23 Eastern Illinois* (H)	L	24-27
O. 20	at Southeast Missouri*	W	31-17
O. 27	#16 Eastern Kentucky*	L	35-46
N. 3	at Tennessee State*	L	28-42
N. 10	at UT Martin*	L	34-76
N. 17	Austin Peay*	L	17-23

## 2008 (5-7, 4-4 OVC)

Coach: Matt Griffin

Home: 4-2 ■ Away: 1-5 ■ Neutral: 0-0

A. 28	Lambuth	W	41-17
S. 6	at Indiana	L	3-45
S. 13	Illinois State	L	23-42
S. 20	at WKU	L	9-50
S. 27	UT Martin*	L	38-63
O. 4	at Austin Peay*	W	32-12
O. 11	Tennessee Tech* (H)	W	51-21
O. 18	at #23 Jacksonville State*	L	21-31
N. 1	at Eastern Illinois*	L	6-34
N. 8	Southeast Missouri*	W	17-10
N. 15	at Eastern Kentucky*	L	7-34
N. 22	#25 Tennessee State*	W	24-17

## 2009 (3-8, 2-6 OVC)

Coach: Matt Griffin

Home: 2-3 ■ Away: 1-5 ■ Neutral: 0-0

S. 3	Kentucky Wesleyan	W	66-10
S. 12	at North Carolina State	L	7-65
S. 19	at Missouri State	L	10-35
S. 26	Eastern Kentucky*	L	13-23
O. 10	#18 Jacksonville State* (H)	L	7-41
O. 17	at Tennessee State*	W	9-6
O. 24	at UT Martin*	L	24-38
O. 31	#19 Eastern Illinois*	L	10-16
N. 7	Austin Peay*	W	27-17
N. 14	at Southeast Missouri*	L	13-49
N. 21	at Tennessee Tech*	L	14-45



## CHRIS HATCHER (2010-2014)

Career Record: 27-30-0 (.473)

## 2010 (6-5, 5-3 OVC)

Coach: Chris Hatcher

Home: 4-1 ■ Away: 2-4 ■ Neutral: 0-0

S. 2	at Kent State	L	10-41
S. 11	Southeast Missouri*	L	17-30
S. 18	at Central Arkansas	L	20-21
S. 25	UT Martin*	W	52-16
O. 2	at Jacksonville State*	L	34-40
O. 9	Missouri State (H)	W	72-59
O. 23	at Eastern Illinois*	W	38-28
O. 30	at Eastern Kentucky*	L	21-28
N. 6	Tennessee Tech*	W	44-13
N. 13	at Austin Peay*	W	61-35
N. 20	Tennessee State*	W	28-23

## 2011 (7-4, 5-3 OVC)

Coach: Chris Hatcher

Home: 3-2 ■ Away: 4-2 ■ Neutral: 0-0

S. 1	at Louisville	L	9-21
S. 10	at Mississippi Valley State	W	39-0
S. 17	Tennessee State*	W	58-37
S. 22	at UT Martin*	L	26-48
O. 1	#13 Jacksonville State*	L	30-38
O. 8	at Georgia State	W	48-24
O. 15	Eastern Illinois* (H)	W	36-27
O. 29	Eastern Kentucky*	L	33-34
N. 5	at #15 Tennessee Tech*	W	38-37
N. 12	Austin Peay*	W	56-24
N. 19	at Southeast Missouri*	W	35-34

## 2012 (5-6, 4-4 OVC)

Coach: Chris Hatcher

Home: 3-2 ■ Away: 2-4 ■ Neutral: 0-0

S. 1	at #7 Florida State	L	3-69
S. 8	#20 Central Arkansas	L	20-42
S. 15	at Missouri State	W	28-23
S. 22	at Eastern Illinois*	Lot	49-50
S. 29	Tennessee Tech*	W	70-35
O. 6	at Austin Peay*	W	52-14
O. 13	UT Martin* (H)	L	59-66
O. 27	at Jacksonville State*	L	35-38
N. 3	#18 Tennessee State*	W	49-28
N. 10	at #18 Eastern Kentucky*	L	24-55
N. 17	Southeast Missouri*	W	42-35

## 2013 (6-6, 4-4 OVC)

Coach: Chris Hatcher

Home: 5-1 ■ Away: 1-5 ■ Neutral: 0-0

A. 31	at Missouri	L	14-58
S. 7	Campbellsville	W	83-14
S. 14	Missouri State	W	41-38
S. 21	at Bowling Green	L	7-48
S. 28	at Jacksonville State*	Wot	35-34
O. 5	Tennessee Tech*	W	35-24
O. 12	at Southeast Missouri*	L3ot	34-37
O. 19	Austin Peay* (H)	W	31-3
N. 2	at UT Martin*	L	17-45
N. 9	#2 Eastern Illinois*	L	17-37
N. 16	at Tennessee State*	L	10-17
N. 23	Eastern Kentucky*	Wot	34-27

## 2014 (3-9, 1-7 OVC)

Coach: Chris Hatcher

Home: 3-3 ■ Away: 0-6 ■ Neutral: 0-0

A. 28	Union (KY)	W	73-26
S. 6	at Louisville	L	21-66
S. 20	at Western Michigan	L	14-45
S. 27	#8 Jacksonville State*	L	28-52
O. 4	at Tennessee Tech*	Lot	27-30
O. 11	#23 Southeast Missouri*(H)	W2ot	44-41
O. 18	at Austin Peay*	L	13-20
O. 25	Kentucky Wesleyan	W	86-29
N. 1	UT Martin*	L	39-62
N. 8	at Eastern Illinois*	L	26-48
N. 15	at #18 Eastern Kentucky*	L	36-43
N. 22	Tennessee State*	L	33-48



## MITCH STEWART (2015-Pr.)

Career Record: 7-15-0 (.318)

## 2015 (3-8, 2-6 OVC)

Coach: Mitch Stewart

Home: 2-3 ■ Away: 1-5 ■ Neutral: 0-0

S. 3	Kentucky Wesleyan	W	52-12
S. 12	at Northern Illinois	L	26-57
S. 19	at Western Michigan	L	20-52
S. 26	Tennessee Tech*	L	29-31
O. 3	at Southeast Missouri*	L	10-27
O. 10	Austin Peay (H)*	W	34-18
O. 24	at UT Martin*	L	45-52
O. 31	Eastern Illinois*	L	20-34
N. 7	at Tennessee State*	Wot	46-43
N. 14	#24 Eastern Kentucky*	Lot	34-41
N. 21	at #1 Jacksonville State*	L	20-42

## 2016 (4-7, 4-4 OVC)

Coach: Mitch Stewart

Home: 1-4 ■ Away: 3-3 ■ Neutral: 0-0

S. 3	Illinois	L	3-52
S. 10	Missouri State	L	22-28
S. 17	at Southern Illinois	L	17-50
S. 24	Southeast Missouri*	L	16-17
O. 1	at Austin Peay*	W	45-17
O. 15	UT Martin*	L	31-38
O. 22	at #15 Eastern Illinois*	W	40-38
O. 29	#25 Tennessee State (H)*	W	38-31
N. 5	at Eastern Kentucky*	W	41-28
N. 12	#1 Jacksonville State*	L	15-33
N. 19	at Tennessee Tech*	L	19-55

\* Denotes Ohio Valley Conference Game  
(H) Denotes Homecoming Game











## Western Kentucky (Cont.)

Year	Location	W-L	Score
1966	Murray*	L	20-37
1967	Bowling Green*	L	19-42
1968	Murray*	W	17-14
1969	Bowling Green*	L	14-56
1970	Murray*	L	7-33
1971	Bowling Green*	L	10-24
1972	Murray*	L	6-17
1973	Bowling Green*	L	27-32
1974	Murray*	W	9-7
1975	Bowling Green*	L	0-19
1976	Murray*	W	16-6
1977	Bowling Green*	W	21-13
1978	Murray*	L	6-14
1979	Bowling Green*	W	30-20
1980	Murray*	W	49-0
1981	Bowling Green*	W	38-6
1982	Murray	L	20-27
1983	Bowling Green	W	7-3
1984	Murray	W	17-16
1985	Bowling Green	L	25-27
1986	Murray	T	10-10
1987	Bowling Green	L	17-21
1989	Murray	W	17-14
1991	Bowling Green	L	0-14
1992	Murray	L	15-47
1993	Bowling Green	L	14-44
1994	Murray	L	13-39
1995	Bowling Green	W	35-14
1996	Murray	Lot	41-44
1997	Bowling Green	Lot	50-52
1998	Murray	W	36-31
1999	Bowling Green*	L	15-21
2000	Murray*	L	38-48
2002	Bowling Green^	L	20-59
2008	Bowling Green	L	9-50

^NCAA FCS First Round Playoffs

## Western Michigan (0-2)

H: 0-0-0, A: 0-2-0

Year	Location	W-L	Score
2014	Kalamazoo, Mich.	L	14-54
2015	Kalamazo, Mich.	L	20-52

## Will Mayfield College (4-0)

H: 3-0-0, A: 1-0-0

Year	Location	W-L	Score
1925	Murray	W	27-9
1926	Marble Hill, Mo.	W	26-0
1927	Murray	W	33-7
1928	Murray	W	119-6

## Wisconsin (0-1)

H: 0-0-0, A: 0-1-0

Year	Location	W-L	Score
1999	Madison, Wis.	L	10-49

## Wisconsin-Superior (2-0)

H: 1-0-0, A: 1-0-0

Year	Location	W-L	Score
1937	Murray	W	26-6
1938	Superior, Wisc.	W	26-0

## Youngstown State (6-2)

H: 5-0-0, A: 1-2-0

Year	Location	W-L	Score
1970	Murray	W	42-32
1973	Youngstown, Ohio	L	8-12
1980	Murray	W	24-6
1981	Youngstown, Ohio*	W	13-9
1983	Murray*	W	19-7
1984	Murray*	W	25-7
1986	Murray*	W	17-14
1987	Youngstown, Ohio*	Lot	13-20

\* Denotes Ohio Valley Conference Game

(H) Denotes Homecoming Game

<i>Team</i>	<i>W-L-T</i>	<i>1st</i> <i>Mtg</i>	<i>Last</i> <i>Mtg</i>	<i>Streak</i>
Akron	3-4-1	1980	1989	T1
Arkansas-Monticello	1-0-0	1950	1950	W1
Arkansas State	4-9-0	1928	1966	L3
<b>Austin Peay</b>	<b>36-14-0</b>	<b>1953</b>	<b>2016</b>	<b>W2</b>
Benedictine-Springfield	1-0-0	1942	1942	W1
Bethel (KY)	3-1-0	1924	1928	W3
Bethel (TN)	0-1-0	1924	1924	L1
Birmingham-Southern	1-1-0	1934	1938	W1
Bowling Green	0-1-0	2013	2013	L1
BYU	0-1-0	1998	1998	L1
Cameron	1-0-0	1974	1974	W1
Campbellsville	1-0-0	2013	2013	W1
<b>Central Arkansas</b>	<b>0-3-1</b>	<b>1939</b>	<b>2012</b>	<b>L2</b>
Central Florida	0-1-0	1986	1986	L1
Central Missouri	0-1-0	1982	1982	L1
Centre	0-1-0	1932	1932	L1
Chattanooga	0-2-0	1945	1946	L2
Connecticut	0-1-0	2004	2004	L1
Culver-Stockton	2-0-0	1941	1948	W2
Cumberland (TN)	0-1-0	1929	1929	L1
Delta State	3-3-2	1930	1977	L3
East Carolina	0-1-0	1983	1983	L1
<b>Eastern Illinois</b>	<b>14-18-0</b>	<b>1946</b>	<b>2016</b>	<b>W1</b>
<b>Eastern Kentucky</b>	<b>27-45-4</b>	<b>1929</b>	<b>2016</b>	<b>W1</b>
East Tennessee State	9-9-3	1958	1978	W2
Eastern Michigan	1-0-0	1969	1969	W1
Evansville	16-7-0	1924	1979	W8
Florida A&M	1-0-0	1981	1981	W1
Florida State	0-1-0	2012	2012	L1
Georgetown (KY)	1-0-0	1936	1936	W1
Georgia	0-1-0	1945	1945	L1
Georgia State	1-0-0	2011	2011	W1
Glenville State	1-0-0	2004	2004	W1
Hall-Moody	3-0-0	1924	1926	W3
Hardin-Simmons	0-2-0	1937	1938	L2
Indiana	0-1-0	2008	2008	L1
Illinois	0-1-0	2016	2016	L1
Illinois Wesleyan	3-0-0	1944	1945	W3
Illinois State	1-5-0	2001	2008	L5
Indianapolis	1-0-0	1979	1979	W1
Indiana State	4-5-0	1990	2006	W2
Iowa Wesleyan	1-0-0	1967	1967	W1
<b>Jacksonville State</b>	<b>2-12-0</b>	<b>2003</b>	<b>2016</b>	<b>L3</b>
Jonesboro	1-0-0	1929	1929	W1
Kent State	0-1-0	2010	2010	L1
Kentucky	0-1-0	2003	2003	L1
<b>Kentucky Wesleyan</b>	<b>4-0-0</b>	<b>1999</b>	<b>2015</b>	<b>W4</b>
Lambuth	13-0-0	1924	2008	W13
Lehigh	0-1-0	1979	1979	L1
Liberty	1-0-0	1987	1987	W1
<b>Louisville</b>	<b>6-13-0</b>	<b>1927</b>	<b>2014</b>	<b>L5</b>
Marshall	4-3-0	1946	1993	L1
Memphi	10-9-3	1924	2002	L1
Miami (FL)	1-0-1	1931	1932	T1
Miami (OH)	0-2-0	1944	1947	L2
Middle Tennessee	30-37-3	1925	2000	L2
Milligan	1-1-0	1944	1944	W1
Millsaps	4-1-0	1933	1944	W3
Minnesota	0-1-0	2001	2001	L1
Mississippi	0-1-0	2001	2001	L1
Mississippi College	2-2-0	1933	1937	W1
Mississippi State	0-2-0	1946	2005	L2
Mississippi Valley State	1-0-0	2011	2011	W1
Missouri	0-2-0	2006	2013	L2
Missouri S&T	3-0-0	1950	1992	W3

<i>Team</i>	<i>W-L-T</i>	<i>1st</i> <i>Mtg</i>	<i>Last</i> <i>Mtg</i>	<i>Streak</i>
<b>Missouri State</b>	<b>8-2-0</b>	<b>1982</b>	<b>2016</b>	<b>L1</b>
Morehead State	40-16-1	1936	1995	W3
Nevada	0-1-0	1988	1988	L1
North Alabama	4-5-0	1928	1961	L3
North Carolina State	0-1-0	2009	2009	L1
North Texas	0-1-0	1989	1989	L1
Northern Illinois	0-2-0	1990	2015	L2
Northern Iowa	0-1-0	1995	1995	L1
Northwestern State	0-2-0	1939	1940	L2
Ogden College	1-0-1	1924	1925	T1
Ohio University	1-1-0	1945	1946	L1
Ouachita Baptist	2-0-0	1936	1937	W2
Paducah Tilghman	0-0-1	1924	1924	T1
Parsons College	2-0-0	1964	1970	W2
Rhodes	0-0-1	1938	1938	T1
Rollins	0-1-0	1947	1947	L1
St. Xavier	0-1-0	1926	1926	L1
Samford	5-6-0	1935	2006	L2
South Carolina State	1-0-0	1985	1985	W1
Southeastern Louisiana	0-1-0	1979	1979	L1
<b>Southeast Missouri</b>	<b>39-11-1</b>	<b>1926</b>	<b>2016</b>	<b>L2</b>
Southern Illinois	10-9-2	1927	2016	L2
Spring Hill	0-1-0	1935	1935	L1
Stetson	1-1-0	1934	1935	L1
Sul Ross State	0-0-1	1948	1948	T1
Tennessee State	15-13-0	1988	2016	W2
<b>Tennessee Tech</b>	<b>37-44-1</b>	<b>1930</b>	<b>2016</b>	<b>L3</b>
Texas A&M-Commerce	0-2-0	1939	1940	L2
Transylvania	1-0-0	1939	1939	L1
Troy	0-1-0	1996	1996	L1
Truman State	1-1-0	1945	1963	L1
Union	9-6-1	1924	2014	W1
<b>UT Martin</b>	<b>32-20-1</b>	<b>1927</b>	<b>2015</b>	<b>L3</b>
Valparaiso	1-0-0	2003	2003	W1
West Virginia Tech	1-0-0	1996	1996	W1
Western Carolina	3-3-0	1971	1976	L2
Western Illinois	3-1-0	1962	1996	W2
Western Kentucky	24-36-7	1931	2008	L4
Western Michigan	0-2-0	2014	2015	L2
Will Mayfield College	4-0-0	1925	1928	W4
Wisconsin	0-1-0	1999	1999	L1
Wisconsin-Superior	2-0-0	1937	1938	W2
Youngstown State	6-2-0	1970	1987	L1
<b>TOTAL</b>			<b>475-425-36</b>	<b>(.527)</b>

**BOLD** Indicates 2017 Opponents