

2016 MURRAY STATE ROSTER

No.	Player
1	Malik Golson
2	KD Humphries
3	L.J. Gainey
4	Jonathan Jackson
5	D'Montre Wade
6	Marquez Sanford
7	Mark Dodson
8	Zach Shipley
8	Nate Embry
9	Lamont Crittendon
12	Mitch Stults
13	Quincy Williams
13	Brendan Bogner
14	Cameron Birse
15	Tyre Gray
16	Jordon Gandy
17	Isaiah Foster
18	Eli Oltean
19	Houston Hartz
20	Mareio McGraw
21	Zachary Wade
22	Dylan Boone
23	Marcus Meredith
24	Toby Omli
25	Marico Paige
26	Demetric Johnson
27	Greg Willard
28	Nick Collins
29	Sean Moore
30	Trae Gordon
30	Tyler Gray
31	Sean Rodriguez
32	Zuri Elrington
33	Ethon Felton
34	Nigel Walton
35	Drew Rutland
36	D'Vaughn Whitt
37	Landon Stratton
38	James Sappington
39	Andre Davis
40	Wes Drewery
41	Connor Mitchell
42	Jordan Tyler
43	John Welsh
44	Josh Malone
45	Derrick Shaw
46	Ernest Kenty
46	Silas Owens
47	Robert Adams
48	Drake VanHooser
49	Chase Boling
50	Ryan Rainey
53	Nolan Nichols
54	Chris Stahl
55	Drew Marshall
58	Kwan Stallworth
59	Austin Hogancamp
60	Brant Newman
61	Dante Darcus
62	Nate Wilkinson
66	Tony Mays II
68	Leighton Colby
69	Chris White
70	Jace Bragg
71	Noah Banks
73	Micaheal Magochy
74	Steven Clemmons
75	Cam Carter
77	Ingram Tillard
78	Joe Irby
79	Keenan Lautner
80	Sterling Taylor
81	Caleb Sheffer
82	Sylvaughn Turner
84	Rajai Perkins
85	Jesse Blackburn
86	Jensen Feggins
87	Hector Garcia
89	Jonathan Moss
90	Dee Nalls
91	Bishop Woods
92	Quindarius Coles
93	Wyatt Dawson
95	Troy-Wayne Quinn
96	Griffin Martin
97	Ryan Duvall
98	Korey Tillman
99	Rashad Johnson

MURRAY STATE RACERS AT #15 EASTERN ILLINOIS PANTHERS



Charleston, Ill.; O'Brien Field
 Saturday, Oct. 22, 2016; 1 p.m.
 Web Stream: OVCDN
 Live Audio: Froggy 103.7 FM
 (PxP - Neal Bradley; Color - Dave Winder)



1-5 (1-2 OVC)

5-2 (3-1 OVC)

MURRAY STATE PROBABLE STARTERS

OFFENSE

QB	2	KD Humphries
F	20	Mareio McGraw
X	16	Jordon Gandy
H	86	Jense Feggins
Y	85	Jesse Blackburn
Z	89	Jonathan Moss
LT	78	Joe Irby
LG	58	Kwan Stallworth
C	60	Brant Newman
RG	69	Chris White
RT	71	Noah Banks

DEFENSE

STUD	91	Bishop Woods
DT	99	Rashad Johnson
NOSE	90	Dee Nalls
END	46	Silas Owens
MIKE	25	Marico Paige
WILL	31	Sean Rodriguez
SLASH	21	Zachary Wade
FS	24	Toby Omli
JACK	17	Isaiah Foster
CB	5	D'Montre Wade
CB	6	Marquez Sanford

2016 OVC STANDINGS

Team	OVC	Overall
#2 Jacksonville St.	2-0	5-1
#15 Eastern Ill.	3-1	5-2
UT Martin	3-1	4-3
Tennessee St.	2-1	5-1
Southeast Mo.	2-1	2-4
Tennessee Tech	2-3	2-5
Eastern Ky.	1-2	2-4
Murray St.	1-2	1-5
Austin Peay	0-4	0-6

Standings as of Oct. 16

2016 SCHEDULE

Date	Opponent	Time/Result	Location
Sep. 3	Illinois	L 3-52	Champaign, Ill.
Sep. 10	MISSOURI ST.%	L 22-28	Stewart Stadium
Sep. 17	Southern Illinois	L 17-50	Carbondale, Ill.
Sep. 24	SOUTHEAST MISSOURI*^	L 16-17	Stewart Stadium
Oct. 1	Austin Peay*	W 45-17	Clarksville, Tenn.
Oct. 15	UT MARTIN*	L 31-38	Stewart Stadium
Oct. 22	Eastern illinois*	1 p.m.	Charleston, Ill.
Oct. 29	TENNESSEE STATE*&	3 p.m.	Stewart Stadium
Nov. 5	Eastern Kentucky*	TBA	Richmond, Ky.
Nov. 12	JACKSONVILLE STATE*	1 p.m.	Stewart Stadium
Nov. 19	Tennessee Tech*	1:30 p.m.	Cookeville, Tenn.
Nov. 26	FCS Playoffs - 1st Rd.	TBA	TBD

Home Games In ALL CAPS *OVC Contest %Senior Night

^Family Weekend &Homecoming

2016 RECORD BREAKDOWN

	Record	Home	Away	OT
Overall	1-5	0-3	1-2	0-0
OVC	1-2	0-2	1-0	0-0

SEASON STREAKS

Overall: Lost 1 **Home:** Lost 3 **Away:** Won 1 **OT:** ---

OVERALL STREAKS

Overall: Lost 1 **Home:** Lost 5 **Away:** Won 1 **OT:** Lost 1

WEEKLY SCHEDULE

SUNDAY - 16	MONDAY - 17	TUESDAY - 18	WEDNESDAY - 19	THURSDAY - 20	FRIDAY - 21	SATURDAY - 22
No Practice	No Practice	Practice 3:55 p.m.	Practice 3:55 p.m.	Practice 3:55 p.m.	Practice TBA	Eastern Ill. Charleston, Ill. 1 p.m.
No availability	Stewart & Players Press Conference 12 p.m.	Stewart & Players Available By Request	Stewart & Players Available After Practice	Coach Stewart Available By Request	No availability	Players & Coaches Available Post-Game

UNIVERSITY FACTS

Nickname: Racers
Location: Murray, Ky.
Established: 1922
Enrollment: 10,998
Conference/Affiliation: Ohio Valley/NCAA Division I - FCS
Colors: Navy & Gold (PMS 289 & 123)
President: Dr. Robert O. Davies
Director of Athletics: Allen Ward

FOOTBALL INFORMATION

Offensive Formation: Spread
Defensive Formation: 4-2-5
2015 Overall Record: 3-8
2015 OVC Record/Standing: 2-7/7th
Offensive Starters Returning/Lost: 6/5
Defensive Starters Returning/Lost: 6/5
First Varsity Season: 1924
Seasons/Winning Seasons: 86/47
Overall Record: 472-422-36 (.529)
OVC Record: 219-235-9 (.483)
OVC Titles: 8 (1948, 1950, 1951, 1979, 1986, 1995, 1996, 2002)
NCAA Appearances: 5 (1979, 1986, 1995, 1996, 2002)

STADIUM INFORMATION

Stadium Name (First Year): Stewart Stadium (1973)
Playing Surface (Installed): FieldTurf (2015)
Capacity: 16,800
Largest Crowd: 16,600 (Oct. 31, 1981 vs. Eastern Ky.)
Record at Stewart Stadium: 153-82-2 (.650)

COACHING STAFF

Head Coach: Mitch Stewart (Valdosta St. '05)
Overall Record: 4-13 (.235)/2nd Season
Record at MSU: Same
Def.Coordinator/AHC/Safeties: Chris Boone (Southern Miss. '97)
Linebackers/Special Teams: Jake Johnson (Eastern Ky. '02)
Offensive Line/Run Game Coord.: Gordon Steele (Valdosta St. '10)
Wide Receiver: Casey Brockman (Murray St. '13)
Run Backs/Co-Run Game Coord.: Sean Dawkins (Troy '07)
Defensive Line: Kevin Park (Baylor '13)
Cornerbacks: Corico Wright (Clemson '12)
Dir. of Recruiting & Player Personnel: Steve Adams (Murray St. '13)
Strength & Conditioning: Craig Swieton (Springfield '03)
Defensive QC: Carson Hunter (Memphis '12)
Offensive QC: Drew Burnham
Special Teams QC: Garrett Schwettman (Western Ky. '16)
Defensive GA: Nick Knight (Kentucky Wesleyan '11)
Offensive GA: Harris Bivin (Murray St. '14)

DAILY MEDIA AVAILABILITY

Monday: **Mitch Stewart** and select players will be available at the media luncheon at 12 p.m. at the Racer Room inside Stewart Stadium.

Tuesday: Head Coach **Mitch Stewart**, assistant coaches and players will be available by appointment only.

Wednesday: Head Coach **Mitch Stewart**, assistant coaches and players will be available at the conclusion of practice.

Thursday: Head Coach **Mitch Stewart** will be available by appointment only before practice.

Friday and Sunday: No Availability.

Saturday: Post-game availability only. Members of the MSU Athletics Media Relations staff will escort media representatives to the appropriate areas following the conclusion of the game. The Murray State locker room, home and away, is closed to the media at all times.

Head Coach **Mitch Stewart** and selected Racer players will be brought to the designated interview area. At home games, that area is the Racer Room, located in Stewart Stadium (first floor).

At the midway point of the fourth quarter, interview requests will be collected.

For games in Murray, the opposing head coach will meet with the media inside the opponent interview room. A representative from the MSU Media Relations Office will be on hand to assist the media in finding this area. Interviews with the head coach and players from the visiting team will be based on the post-game policy of that institution.

PRACTICE PROCEDURES

Covering Practice: Practices are generally open to the media and public. Head coach Mitch Stewart reserves the right to close practice at any time.

Note: Player or coach interviews must not conflict with classes, meetings, training room treatments or other team obligations.

OVC COACHES TELECONFERENCE

During the regular season a weekly teleconference featuring the league's nine head coaches will be held every Tuesday morning at 9:55 a.m. CT, with MSU head coach Mitch Stewart speaking at 10:00 a.m. The first teleconference will take place on Tuesday, Aug. 30. For information on how to access the call, please contact Kyle Schwartz in the OVC Office at (615) 371-1698 or kschwartz@ovc.org.

UPCOMING SCHEDULE

DATE	OPPONENT	SITE	TIME	WEB/TV	RADIO
Oct. 29	Tennessee St.	Roy Stewart Stadium; Murray, Ky.	3 p.m.	OVCDN	103.7 FM
Nov. 5	Eastern Ky.	Roy Kidd Stadium; Richmond, Ky.	TBA	OVCDN	103.7 FM
Nov. 11	Jacksonville St.	Roy Stewart Stadium; Murray, Ky.	1 p.m.	OVCDN	103.7 FM
Nov. 17	Tennessee Tech	Tucker Stadium; Cookeville, Tenn.	1:30 p.m.	OVCDN	103.7 FM

LAST TIME OUT

vs. UT Martin (Lost 31-38)

Oct. 15 at Roy Steawart Stadium

MURRAY, Ky. - In a game that saw six lead changes, including two in the fourth quarter, UT Martin outlasted the Murray State football team, 38-31, Saturday night. Mitch Mersman began the fourth quarter by hitting his third field goal of the night to extend UT Martin's lead to 30-21. However, on the following drive Murray State drove 84 yards and capped the drive with a 23-yard pass from KD Humphries to Jesse Blackburn to pull within two at 30-28. The Skyhawks followed by going three-and-out on their next drive, giving MSU the ball back with 11:48 to play. Connor Mitchell ended the ensuing drive by nailing a 50-yard field goal to put MSU up, 31-30, with 10:06 to play. The lead, however, lasted only 15 seconds and Troy Cook connected on a 75-yard pass to Greg McKillion to put UT Martin on top for good. Connor Mitchell's 50-yard field goal in the fourth quarter was a career-high, beating his previous career long by nine yards. It was the first 50-plus yard field goal by a Racer since Shane Andrus' 52-yard game-winner against EIU that helped MSU clinch the 2002 OVC championship. Mitchell was also a perfect 4-for-4 on PAT attempts in the game. Mareio McGraw rushed for a game-high 110 yards Saturday, marking the first time a Racer has tallied 100-plus yards on the ground this season. It also marks the first 100-yard plus rushing effort by a MSU true freshman since Duane Brady racked up 114 yards against Austin Peay in 2010. He finished the game averaging 11.0 yards per carry, thanks in large part to his 65-yard touchdown run in the second quarter, his lone score of the game. Jordon Gandy had eight catches for 118 yards Saturday, marking his fourth 100-plus yard game of the season. He also hauled in a touchdown, giving him a team-high seven on the year. Marico Paige led the MSU defense Saturday with nine tackles, six of which were solo. He also had 1.0 tackles-for-loss for two yards and two quarterback hurries. However, Paige's largest contribution on the night may have been his fumble recovery in the first quarter and his forced fumble in the second quarter, both of which led directly to Murray State touchdowns.

SATURDAY'S OPPONENT:

at Eastern Illinois Panthers

Oct. 22, 2016

1 p.m.


O'Brien Field

SERIES HISTORY: Murray State has lost four consecutive games to Eastern Illinois and trails the all-time series, as a result, 17-14. In Charleston, the Racers have won just four of 15 meetings, with the last win coming in 2010.

SCOUTING THE PANTHERS: Eastern Illinois overcame a 17-3 deficit to top Tennessee Tech, 30-24, Saturday in Cookeville, Tennessee. Mitch Kimble was 21-for-36 for 323 yards, two touchdowns and one interception, while Devin Church rushed 25 for 139 yards. Eastern Illinois currently averages 28.7 points on 418.3 yards per game, while its opponents are averaging 385.7 yards per game and 27.1 points. The EIU offense has relied slightly toward the pass this season, but not by much, as it is currently averaging 238.4 yards per game in the air and 179.8 yards per game on the ground, despite averaging nearly 10 more rushing attempts than passing per game. Kimble is currently averaging 216.8 passing yards per game under center for the Panthers with 11 touchdowns and five interceptions. Church has led the rushing attack for EIU this season with 87.7 yards per game with three touchdowns and average of 5.1 yards per carry. He has also been the one of the team's leading receiver with 28.7 yards per game and an additional four touchdowns. Defensively, Nick Horne has been a force for the Panthers with 44 total tackles, 7.0 tackles-for-loss for 24 yards, 3.0 sacks for a loss of 15 yards, two interceptions, five pass breakups, two quarterback hurries and a forced fumble.

MURRAY STATE AT EASTERN ILLINOIS

PANTHERS - 17 WINS, RACERS - 14 WINS

	Eastern Illinois Quick Facts Founded: 1895 Location: Charleston, Ill. Colors: Blue, Grey & White Enrollment: 7,876 Conference: Ohio Valley			Field: O'Brien Field 2015 Rec.: 7-5 (7-1, 2nd OVC) Postseason: NCAA 1st Rd. Basic Offense: Spread Basic Defense: Multiple		Starters Returning/Lost: 16/10 Head Coach: Kim Dameron Alma Mater: Arkansas '83 Overall Record (season): 17-14 (3rd) EIU Record (season): Same	
	Last 3 vs. EIU: 2015 @MSU L 20-34 2014 @EIU L 26-48 2013 @MSU L 17-37	Current Streaks vs. EIU: Overall: Lost 4 Home: Lost 2 Away: Lost 2	All-Time vs. EIU: Home: 9-7 Away: 4-10 Neutral: 0-0	MSU-EIU Series Misc.: First Meeting: 1946 @MSU W 38-13 Largest MSU Win: 1977 @MSU W 35-7 Largest EIU Win: 2000 @EIU L 7-48			

2016 MURRAY STATE ROSTER - NUMERICAL

No.	Player	Pos.	Ht.	Wt.	Yr.	Hometown (Previous School)
1	Malik Golson	WR	5-9	180	R-Sr.	San Diego, Calif. (Delaware St.)
2	KD Humphries	QB	6-3	225	R-Sr.	Montgomery, Ala. (Jefferson Davis HS)
3	L.J. Gainey	WR	5-11	211	Jr.	Snellville, Ga. (Fullerton Col.)
4	Jonathan Jackson	LB	5-11	211	Sr.	Mayfield, Ky. (Mayfield HS)
5	D'Montre Wade	DB	6-0	192	R-Jr.	Columbia, Tenn. (Brentwood Academy)
6	Marquez Sanford	DB	5-11	170	So.	Macon, Ga. (Westside HS)
7	Mark Dodson	RB	5-10	198	R-Jr.	Memphis, Tenn. (Ole Miss)
8	Zach Shipley	DB	5-10	178	R-Jr.	Shelbyville, Ky. (Shelby County HS)
8	Nate Embry	QB	6-4	220	Fr.	Madisonville, Ky. (North Hopkins HS)
9	Lamont Crittendon	LB	5-10	235	R-Jr.	Decatur, Ala. (Austin HS)
12	Mitch Stults	WR	5-9	175	Sr.	Hamilton, Ala. (Hamilton HS)
13	Brendan Bognar	QB	6-6	225	R-Fr.	St. Louis, Mo. (Lindenwood [MO])
13	Quincy Williams	LB	6-0	215	R-So.	Birmingham, Ala. (Wenonah HS)
14	Cameron Birse	QB	6-2	235	R-Jr.	Danville, Calif. (Arkansas St.)
15	Tyre Gray	WR	5-10	170	Fr.	Alexander, Ala. (Benjamin Russell HS)
16	Jordon Gandy	WR	6-4	210	Jr.	Athens, Ala. (East Limestone HS)
17	Isaiah Foster	DB	6-2	175	Jr.	Pacoima, Calif. (College of the Canyons)
18	Eli Oltean	QB	6-2	190	Fr.	St. Joseph, Ill. (St. Joseph-Ogden HS)
19	Houston Hartz	QB	6-2	195	R-So.	Owensboro, Ky. (Owensboro Catholic HS)
20	Mareio McGraw	RB	6-0	180	Fr.	Nashville, Tenn. (Overton HS)
21	Zachary Wade	DB	5-11	215	R-Jr.	Newport Beach, Calif. (Saddleback CC)
22	Dylan Boone	DB	5-11	193	Jr.	Murray, Ky. (Murray HS)
23	Marcus Meredith	DB	5-11	190	R-Jr.	San Clemente, Calif. (Saddleback CC)
24	Toby Omli	DB	6-0	200	Sr.	Brookeville, Kan. (Butler CC)
25	Marico Paige	LB	6-1	220	Jr.	Wesson, Miss. (Copiah-Lincoln CC)
26	Demetric Johnson	RB	6-0	185	R-Jr.	South Pittsburg, Tenn. (South Pittsburg HS)
27	Greg Willard	DB	5-9	170	Jr.	Decatur, Ala. (Austin HS)
28	Nick Collins	WR	5-7	185	Fr.	Columbia, Mo. (Rock Bridge HS)
29	Sean Moore	DB	5-10	170	Fr.	Davie, Fla. (Western HS)
30	Trae Gordon	RB	5-9	185	So.	Louisville, Ky. (duPont Manual HS)
30	Tyler Gray	DB	5-11	155	Fr.	Columbia, Mo. (Battle HS)
31	Sean Rodriguez	LB	6-0	210	Jr.	Nickerson, Kan. (Butler CC)
32	Zuri Elrington	DL	6-3	240	Sr.	Los Angeles, Calif. (West Los Angeles)
33	Ethon Felton	RB	6-0	217	R-So.	Muscle Shoals, Ala. (Muscle Shoals HS)
34	Nigel Walton	DB	6-0	170	Fr.	Atlanta, Ga. (Carver HS)
35	Drew Rutland	WR	6-5	215	So.	Memphis, Tenn. (First Assembly Christian)
36	D'Vaughn Whitt	DB	5-10	170	Fr.	Clarksville, Tenn. (Clarksville HS)
37	Landon Stratton	P	6-0	180	R-So.	Russellville, Ky. (Logan County HS)
38	James Sappington	K/P	6-5	220	Fr.	Peculiar, Mo. (Raymore-Peculiar HS)
39	Andre Davis	DB	5-11	175	Fr.	Lexington, Ky. (Bryant Station HS)
40	Wes Drewery	LS	6-3	230	R-So.	Franklin, Tenn. (UAB)
41	Connor Mitchell	K	6-2	200	R-Sr.	Franklin, Tenn. (Battle Ground Academy)
42	Jordan Tyler	LB	6-0	221	R-So.	Paducah, Ky. (Western Ky.)
43	John Welsh	DB	5-10	168	R-So.	Paducah, Ky. (McCracken County HS)
44	Josh Malone	DB	5-11	185	Fr.	Memphis, Tenn. (Ridgeway HS)
45	Derrick Shaw	LB	6-1	240	Fr.	Alabaster, Ala. (Thompson HS)
46	Ernest Kenty	DB	6-2	205	Fr.	Birmingham, Ala. (Ramsay HS)
46	Silas Owens	DL	6-4	240	So.	New Market, Ala. (Buckhorn HS)
47	Robert Adams	DL	6-2	235	Fr.	Tuscaloosa, Ala. (Northridge HS)
48	Drake VanHooser	RB	6-0	240	R-Fr.	Princeton, Ky. (Caldwell County HS)
49	Chase Boling	LB	6-2	235	So.	Lexington, Ky. (Lexington Catholic HS)
50	Paris Wilson	LB	6-2	215	Fr.	Memphis, Tenn. (Melrose HS)
51	Ryan Rainey	OL	6-1	295	R-Jr.	Saucier, Miss. (Harrison Central HS)
53	Nolan Nichols	LB	5-11	215	R-So.	Benton, Ky. (Marshall County HS)
54	Chris Stahl	DL	6-2	285	Fr.	St. Louis, Mo. (St. Louis University HS)
55	Drew Marshall	LB	5-10	190	Fr.	Carmi, Ill. (Carmi-White County HS)
58	Kwan Stallworth	OL	6-4	295	So.	Lithonia, Ga. (Martin Luther King, Jr. HS)

2016 MURRAY STATE ROSTER - NUMERICAL

No.	Player	Pos.	Ht.	Wt.	Yr.	Hometown (Previous School)
59	Austin Hogancamp	OL	6-3	250	Fr.	North Sutton, N.H. (Kearsarge HS)
60	Brant Newman	OL	6-2	286	R-Fr.	Germantown, Tenn. (Memphis University HS)
61	Dante Darcus	OL	6-1	265	R-Fr.	Murray, Ky. (Lindsey Wilson)
62	Nate Wilkinson	OL	6-3	290	Fr.	Franklin, Tenn. (Centennial HS)
66	Tony Mays II	OL	6-4	305	R-Sr.	Memphis, Tenn. (Memphis)
68	Leighton Colby	OL	6-1	255	R-Fr.	Murfreesboro, Tenn. (Blackman HS)
69	Chris White	OL	6-3	310	So.	Daphne, Ala. (Daphne HS)
70	Jace Bragg	OL	6-3	275	R-Fr.	Baton Rouge, La. (Central HS)
71	Noah Banks	OL	6-6	310	R-Fr.	Pensacola, Fla. (West Florida HS)
73	Michael Magochy	DL	6-4	220	Fr.	Franklin, Tenn. (Page HS)
74	Steven Clemmons	OL	6-4	295	Fr.	Lewisburg, Tenn. (Marshall County HS)
75	Cam Carter	OL	6-6	280	Fr.	Adamsville, Ala. (Minor HS)
77	Ingram Tillard	OL	6-5	330	Jr.	Germantown, Tenn. (UAB)
78	Joe Irby	OL	6-4	297	Jr.	Nashville, Tenn. (Franklin Road Academy)
79	Keenan Lautner	P	5-11	185	Fr.	Lynville, Ind. (Tecumseh HS)
80	Sterling Taylor	WR	6-0	190	R-Jr.	Morrow, Ga. (Contra Costa)
81	Caleb Sheffer	WR	6-4	200	R-Fr.	Hodgenville, Ky. (Western Ky.)
82	Sylvaughn Turner	WR	6-2	170	Fr.	Athens, Ala. (East Limestone HS)
84	Rajai Perkins	WR	6-0	187	Fr.	St. Louis, Mo. (Hazlewood East HS)
85	Jesse Blackburn	WR	6-3	240	Sr.	Gardendale, Ala. (Gardendale HS)
86	Jensen Feggins	WR	6-2	200	R-Fr.	Bowling Green, Ky. (Warren Central HS)
87	Hector Garcia	K	6-1	215	R-Fr.	Sedalia, Ky. (Graves County HS)
89	Jonathan Moss	WR	6-0	165	Fr.	Madison, Ala. (Bob Jones HS)
90	Dee Nalls	DL	6-4	305	Fr.	Fayette, Ala. (Fayette County HS)
91	Bishop Woods	DL	6-2	253	Jr.	Atlanta, Ga. (Peachtree Ridge HS)
92	Quindarius Coles	DL	6-4	250	Fr.	Bessemer, Ala. (McAdory HS)
93	Wyatt Dawson	OL	5-11	266	R-Fr.	Duck, W.Va. (Clay County HS)
95	Troy-Wayne Quinn	DL	6-1	245	Jr.	Prattville, Ala. (Harrison Central HS)
96	Griffin Martin	DL	6-2	250	R-Fr.	Elba, Ala. (Elba HS)
97	Ryan Duvall	DL	6-5	225	R-So.	Owensboro, Ky. (Western Ky.)
98	Korey Tillman	DL	6-2	270	Fr.	Murfreesboro, Tenn. (Blackman HS)
99	Rashad Johnson	DL	6-1	270	So.	Barnesville, Ga. (Lamar County HS)

Head Coach/Quarterbacks: Mitch Stewart (Valdosta St., 2005), 2nd Season as HC, 7th Overall

Defensive Coordinator/Asst. Head Coach/Secondary: Chris Boone (Southern Miss., 1997), 2nd Season

Linebackers/Special Teams Coordinator: Jake Johnson (Eastern Ky., 2002), 1st Season

Offensive Line/Run Game Coordinator: Gordon Steele (Valdosta St., 2010), 3rd Season

Wide Receivers: Casey Brockman (Murray St., 2013), 3rd Season

Running Backs/Co-Run Game Coordinator: Sean Dawkins (Troy, 2007), 5th Season

Defensive Line: Kevin Park (Baylor, 2013), 1st Season

Cornerbacks: Corico Wright (Clemson, 2012), 1st Season

Dir. of Recruiting & Player Personnel: Steve Adams (Murray St., 2013), 7th Season

Strength & Conditioning: Craig Swieton (Springfield, 2003), 6th Season

Defensive Quality Control: Carson Hunter (Memphis, 2012), 1st Season

Offensive Quality Control: Drew Burnham, 2nd Season

Special Teams Quality Control: Garrett Schwettman, (Western Ky., 2016), 1st Season

Defensive Graduate Assistant: Nick Knight (Kentucky Wesleyan, 2011), 1st Season

Offensive Graduate Assistant: Harris Bivin, (Murray St., 2014), 1st Season

PRONUNCIATION GUIDE

ZURI Elrington	ZUR-EE	RAJAI Perkins	RAH-JAY
MALIK Golson	MUH-LEEK	Chris STAHL	STALL
TRAE Gordon	TRAY	D'MONTRE Wade	DUH-MON-TRAY
TYRE Gray	TIE-REE	D'VAUGHN Whitt	DUH-VAUGHN
DEMETRIC Johnson	DUH-ME-TRICK	CORICO Wright	CUH-RICO
Michael MAGOCHY	MUH-GO-CHEE	Craig SWIETON	SWEET-UHN
MAREIO McGraw	MARIO		
Toby OMLI	AHM-LEE		

2016 MURRAY STATE ROSTER - ALPHABETICAL

No.	Player	Pos.	Ht.	Wt.	Yr.	Hometown (Previous School)
47	Robert Adams	DL	6-2	235	Fr.	Tuscaloosa, Ala. (Northridge HS)
71	Noah Banks	OL	6-6	310	R-Fr.	Pensacola, Fla. (West Florida HS)
14	Cameron Birse	QB	6-2	235	R-Jr.	Danville, Calif. (Arkansas St.)
85	Jesse Blackburn	WR	6-3	240	Sr.	Gardendale, Ala. (Gardendale HS)
13	Brendan Bognar	QB	6-6	225	R-Fr.	St. Louis, Mo. (Lindenwood [MO])
49	Chase Boling	LB	6-2	235	So.	Lexington, Ky. (Lexington Catholic HS)
22	Dylan Boone	DB	5-11	193	Jr.	Murray, Ky. (Murray HS)
70	Jace Bragg	OL	6-3	275	R-Fr.	Baton Rouge, La. (Central HS)
75	Cam Carter	OL	6-6	280	Fr.	Adamsville, Ala. (Minor HS)
74	Steven Clemmons	OL	6-4	295	Fr.	Lewisburg, Tenn. (Marshall County HS)
68	Leighton Colby	OL	6-1	255	R-Fr.	Murfreesboro, Tenn. (Blackman HS)
92	Quindarius Coles	DL	6-4	250	Fr.	Bessemer, Ala. (McAdory HS)
28	Nick Collins	WR	5-7	185	Fr.	Columbia, Mo. (Rock Bridge HS)
9	Lamont Crittendon	LB	5-10	235	R-Jr.	Decatur, Ala. (Austin HS)
61	Dante Darcus	OL	6-1	275	R-So.	Murray, Ky. (Lindsey Wilson)
39	Andre Davis	DB	5-11	175	Fr.	Lexington, Ky. (Bryant Station HS)
93	Wyatt Dawson	OL	5-11	266	R-Fr.	Duck, W.Va. (Clay County HS)
7	Mark Dodson	RB	5-10	198	R-Jr.	Memphis, Tenn. (Ole Miss)
40	Wes Drewery	LS	6-3	230	R-So.	Franklin, Tenn. (UAB)
97	Ryan Duvall	DL	6-5	225	R-So.	Owensboro, Ky. (Western Ky.)
32	Zuri Elrington	DL	6-3	240	Sr.	Los Angeles, Calif. (West Los Angeles)
8	Nate Embry	QB	6-4	220	Fr.	Madisonville, Ky. (North Hopkins HS)
86	Jensen Feggins	WR	6-2	200	R-Fr.	Bowling Green, Ky. (Warren Central HS)
33	Ethon Felton	RB	6-0	217	R-So.	Muscle Shoals, Ala. (Muscle Shoals HS)
29	Isaiah Foster	DB	6-2	175	Jr.	Pacoima, Calif. (College of the Canyons)
3	L.J. Gainey	WR	5-11	211	Jr.	Snellville, Ga. (Fullerton Col.)
16	Jordon Gandy	WR	6-4	210	Jr.	Athens, Ala. (East Limestone HS)
87	Hector Garcia	K	6-1	215	R-Fr.	Sedalia, Ky. (Graves County HS)
1	Malik Golson	WR	5-9	180	R-Sr.	San Diego, Calif. (Delaware St.)
30	Trae Gordon	RB	5-9	185	So.	Louisville, Ky. (duPont Manual HS)
30	Tyler Gray	DB	5-11	155	Fr.	Columbia, Mo. (Battle HS)
15	Tyre Gray	WR	5-10	170	Fr.	Alexander, Ala. (Benjamin Russell HS)
19	Houston Hartz	QB	6-2	195	R-So.	Owensboro, Ky. (Owensboro Catholic HS)
59	Austin Hogancamp	OL	6-3	250	Fr.	North Sutton, N.H. (Kearsarge HS)
2	KD Humphries	QB	6-3	225	R-Sr.	Montgomery, Ala. (Jefferson Davis HS)
78	Joe Irby	OL	6-4	297	Jr.	Nashville, Tenn. (Franklin Road Academy)
4	Jonathan Jackson	LB	5-11	211	Sr.	Mayfield, Ky. (Mayfield HS)
26	Demetric Johnson	RB	6-0	185	R-Jr.	South Pittsburg, Tenn. (South Pittsburg HS)
99	Rashad Johnson	DL	6-1	270	So.	Barnesville, Ga. (Lamar County HS)
46	Ernest Kenty	DB	6-2	205	Fr.	Birmingham, Ala. (Ramsay HS)
79	Keenan Lautner	P	5-11	185	Fr.	Lynville, Ind. (Tecumseh HS)
73	Michael Magochy	DL	6-4	220	Fr.	Franklin, Tenn. (Page HS)
44	Josh Malone	DB	5-11	185	Fr.	Memphis, Tenn. (Ridgeway HS)
55	Drew Marshall	LB	5-10	190	Fr.	Carmi, Ill. (Carmi-White County HS)
96	Griffin Martin	DL	6-2	250	R-Fr.	Elba, Ala. (Elba HS)
66	Tony Mays II	OL	6-4	305	R-Sr.	Memphis, Tenn. (Memphis)
20	Mareio McGraw	RB	6-0	180	Fr.	Nashville, Tenn. (Overton HS)
23	Marcus Meredith	DB	5-11	190	R-Jr.	San Clemente, Calif. (Saddleback CC)
41	Connor Mitchell	K	6-2	200	R-Sr.	Franklin, Tenn. (Battle Ground Academy)
29	Sean Moore	DB	5-10	170	Fr.	Davie, Fla. (Western HS)
89	Jonathan Moss	WR	6-0	165	Fr.	Madison, Ala. (Bob Jones HS)
90	Dee Nalls	DL	6-4	305	Fr.	Fayette, Ala. (Fayette County HS)
60	Brant Newman	OL	6-2	286	R-Fr.	Germantown, Tenn. (Memphis University HS)
53	Nolan Nichols	LB	5-11	215	R-So.	Benton, Ky. (Marshall County HS)
18	Eli Oltean	QB	6-2	190	Fr.	St. Joseph, Ill. (St. Joseph-Ogden HS)
24	Toby Omli	DB	6-0	200	Sr.	Brookeville, Kan. (Butler CC)
46	Silas Owens	DL	6-4	240	So.	New Market, Ala. (Buckhorn HS)

2016 MURRAY STATE ROSTER - ALPHABETICAL

No.	Player	Pos.	Ht.	Wt.	Yr.	Hometown (Previous School)
25	Marico Paige	LB	6-1	220	Jr.	Wesson, Miss. (Copiah-Lincoln CC)
84	Rajai Perkins	WR	6-0	187	Fr.	St. Louis, Mo. (Hazlewood East HS)
95	Troy-Wayne Quinn	DL	6-1	245	Jr.	Prattville, Ala. (Harrison Central HS)
51	Ryan Rainey	OL	6-1	295	R-Jr.	Saucier, Miss. (Harrison Central HS)
31	Sean Rodriguez	LB	6-0	210	Jr.	Nickerson, Kan. (Butler CC)
35	Drew Rutland	WR	6-5	215	So.	Memphis, Tenn. (First Assembly Christian)
6	Marquez Sanford	DB	5-11	170	So.	Macon, Ga. (Westside HS)
38	James Sappington	K/P	6-5	220	Fr.	Peculiar, Mo. (Raymore-Peculiar HS)
45	Derrick Shaw	LB	6-1	240	Fr.	Alabaster, Ala. (Thompson HS)
81	Caleb Sheffer	WR	6-4	200	R-Fr.	Hodgenville, Ky. (Western Ky.)
8	Zach Shipley	DB	5-10	178	R-Jr.	Shelbyville, Ky. (Shelby County HS)
54	Chris Stahl	DL	6-2	285	Fr.	St. Louis, Mo. (St. Louis University HS)
58	Kwan Stallworth	OL	6-4	295	So.	Lithonia, Ga. (Martin Luther King, Jr. HS)
37	Landon Stratton	P	6-0	180	R-So.	Russellville, Ky. (Logan County HS)
12	Mitch Stults	WR	5-9	175	Sr.	Hamilton, Ala. (Hamilton HS)
80	Sterling Taylor	WR	6-0	190	R-Jr.	Morrow, Ga. (Contra Costa)
77	Ingram Tillard	OL	6-5	330	Jr.	Germantown, Tenn. (UAB)
98	Korey Tillman	DL	6-2	270	Fr.	Murfreesboro, Tenn. (Blackman HS)
82	Sylvaughn Turner	WR	6-2	170	Fr.	Athens, Ala. (East Limestone HS)
42	Jordan Tyler	LB	6-0	221	R-So.	Paducah, Ky. (Western Ky.)
72	Drake VanHooser	RB	6-0	240	R-Fr.	Princeton, Ky. (Caldwell County HS)
5	D'Montre Wade	DB	6-0	192	R-Jr.	Columbia, Tenn. (Brentwood Academy)
21	Zachary Wade	DB	5-11	215	R-Jr.	Newport Beach, Calif. (Saddleback CC)
34	Nigel Walton	DB	6-0	170	Fr.	Atlanta, Ga. (Carver HS)
43	John Welsh	DB	5-10	168	R-So.	Paducah, Ky. (McCracken County HS)
69	Chris White	OL	6-3	310	So.	Daphne, Ala. (Daphne HS)
36	D'Vaughn Whitt	DB	5-10	170	Fr.	Clarksville, Tenn. (Clarksville HS)
62	Nate Wilkinson	OL	6-3	290	Fr.	Franklin, Tenn. (Centennial HS)
27	Greg Willard	DB	5-9	170	Jr.	Decatur, Ala. (Austin HS)
13	Quincy Williams	LB	6-0	215	R-So.	Birmingham, Ala. (Wenonah HS)
50	Paris Wilson	LB	6-2	215	Fr.	Memphis, Tenn. (Melrose HS)
91	Bishop Woods	DL	6-2	253	Jr.	Atlanta, Ga. (Peachtree Ridge HS)

Head Coach/Quarterbacks: Mitch Stewart (Valdosta St., 2005), 2nd Season as HC, 7th Overall

Defensive Coordinator/Asst. Head Coach/Secondary: Chris Boone (Southern Miss., 1997), 2nd Season

Linebackers/Special Teams Coordinator: Jake Johnson (Eastern Ky., 2002), 1st Season

Offensive Line/Run Game Coordinator: Gordon Steele (Valdosta St., 2010), 3rd Season

Wide Receivers: Casey Brockman (Murray St., 2013), 3rd Season

Running Backs/Co-Run Game Coordinator: Sean Dawkins (Troy, 2007), 5th Season

Defensive Line: Kevin Park (Baylor, 2013), 1st Season

Cornerbacks: Corico Wright (Clemson, 2012), 1st Season

Dir. of Recruiting & Player Personnel: Steve Adams (Murray St., 2013), 7th Season

Strength & Conditioning: Craig Swieton (Springfield, 2003), 6th Season

Defensive Quality Control: Carson Hunter (Memphis, 2012), 1st Season

Offensive Quality Control: Drew Burnham, 2nd Season

Special Teams Quality Control: Garrett Schwettman, (Western Ky., 2016), 1st Season

Defensive Graduate Assistant: Nick Knight (Kentucky Wesleyan, 2011), 1st Season

Offensive Graduate Assistant: Harris Bivin, (Murray St., 2014), 1st Season

PRONUNCIATION GUIDE

ZURI Elrington	ZUR-EE	RAJAI Perkins	RAH-JAY
MALIK Golson	MUH-LEEK	Chris STAHL	STALL
TRAE Gordon	TRAY	D'MONTRE Wade	DUH-MON-TRAY
TYRE Gray	TIE-REE	D'VAUGHN Whitt	DUH-VAUGHN
DEMETRIC Johnson	DUH-ME-TRICK	CORICO Wright	CUH-RICO
Michael MAGOCHY	MUH-GO-CHEE	Craig SWIETON	SWEET-UHN
MAREIO McGraw	MARIO		
Toby OMLI	AHM-LEE		

2016 MURRAY STATE ROSTER BREAKDOWN BY STATE

ALABAMA (21)

Cam Carter
 Derrick Shaw
 Tyre Gray
 Jordon Gandy
 Sylvaughn Turner
 Quindarius Coles
 Ernest Kenty
 Quincy Williams
 Chris White
 Lamont Crittendon
 Greg Willard
 Griffin Martin
 Dee Nalls
 Jesse Blackburn
 Mitch Stults
 Jonathan Moss
 KD Humphries
 Ethon Felton
 Silas Owens
 Troy-Wayne Quinn
 Robert Adams

Hometown

Adamsville
 Alabaster
 Alexander City
 Athens
 Bessmer
 Birmingham
 Birmingham
 Daphne
 Decatur
 Decatur
 Elba
 Fayette
 Gardendale
 Hamilton
 Madison
 Montgomery
 Muscle Shoals
 New Market
 Prattville
 Tuscaloosa



CALIFORNIA (5)

Zuri Elrington
 Zach Wade
 Isaiah Foster
 Marcus Meredith
 Malik Golson

Hometown

Los Angeles
 Newport Beach
 Pacoima
 San Clemente
 San Diego

FLORIDA (2)

Sean Moore
 Noah Banks

Hometown

Davie
 Pensacola

GEORGIA (7)

Nigel Walton
 Bishop Woods
 Rashad Johnson
 Kwan Stallworth
 Marquez Sanford
 Sterling Taylor
 L.J. Gainey

Hometown

Atlanta
 Atlanta
 Barnesville
 Lithonia
 Macon
 Morrow
 Snellville

ILLINOIS (2)

Drew Marshall
 Eli Oltean

Hometown

Carmi
 St. Joseph

INDIANA (1)

Keenan Lautner

Hometown

Lynnville

KANSAS (2)

Toby Omli
 Sean Rodriguez

Hometown

Brookville
 Nickerson

KENTUCKY (18)

Nolan Nichols
 Jensen Feggins
 Caleb Sheffer
 Chase Boling
 Andre Davis
 Trae Gordon
 Nate Embry
 Jonathan Jackson
 Dylan Boone
 Dante Darcus
 Ryan Duvall
 Houston Hartz
 Jordan Tyler
 John Welsh
 Drake VanHooser
 Landon Stratton
 Hector Garcia
 Zach Shipley

Hometown

Benton
 Bowling Green
 Hodgenville
 Lexington
 Lexington
 Louisville
 Madisonville
 Mayfield
 Murray
 Murray
 Owensboro
 Owensboro
 Paducah
 Paducah
 Princeton
 Russellville
 Sedalia
 Shelbyville

TENNESSEE (18)

D'Vaughn Whitt
 D'Montre Wade
 Ingram Tillard
 Wes Drewery
 Michael Magochy
 Connor Mitchell
 Nate Wilkinson
 Brant Newman
 Steven Clemmons
 Mark Dodson
 Tony Mays
 Josh Malone
 Drew Rutland
 Paris Wilson
 Leighton Colby
 Joe Irby
 Mareio McGraw
 Demetric Johnson

Hometown

Clarksville
 Columbia
 Germantown
 Franklin
 Franklin
 Franklin
 Franklin
 Germantown
 Lewisburg
 Memphis
 Memphis
 Memphis
 Memphis
 Memphis
 Murfreesboro
 Nashville
 Nashville
 South Pittsburg

LOUISIANA (2)

Jace Bragg
 Korey Tillman

Hometown

Baton Rouge
 New Orleans

MISSISSIPPI (3)

Ryan Rainey
 Marico Paige
 DeQuinten Spraggins

Hometown

Saucier
 Wesson
 West Point

MISSOURI (6)

Nick Collins
 Tyler Gray
 James Sappington
 Brendan Bogner
 Rajai Perkins
 Chris Stahl

Hometown

Columbia
 Columbia
 Peculiar
 St. Louis
 St. Louis
 St. Louis

NEW HAMPSHIRE (1)

Austin Hogancamp

Hometown

North Sutton

2016 MURRAY STATE ROSTER BREAKDOWN BY POSITION

OFFENSE

OFFENSIVE LINE (16)

No.	Name	Class
51	Ryan Rainey	R-Jr.
58	Kwan Stallworth	Fr.
59	Austin Hogancamp	Fr.
60	Brant Newman	So.
61	Dante Darcus	R-Fr.
62	Nate Wilkinson	Fr.
66	Tony Mays	R-Sr.
68	Leighton Colby	R-Fr.
69	Chris White	So.
70	Jace Bragg	R-Fr.
71	Noah Banks	R-Fr.
74	Steven Clemmons	Fr.
75	Cam Carter	Fr.
77	Ingram Tillard	Jr.
78	Joe Irby	Jr.
93	Wyatt Dawson	R-Fr.

QUARTERBACKS (6)

No.	Name	Class
2	KD Humphries	R-Sr.
8	Nate Embry	Fr.
13	Brendan Bognar	R-Fr.
14	Cameron Birse	R-Jr.
18	Eli Oltean	Fr.
19	Houston Hartz	R-So.

RUNNING BACKS (6)

No.	Name	Class
7	Mark Dodson	R-Jr.
20	Mareio McGraw	Fr.
26	Demetric Johnson	R-Jr.
30	Trae Gordon	So.
33	Ethon Felton	R-So.
48	Drake Van Hooser	R-Fr.

WIDE RECEIVERS (14)

No.	Name	Class
1	Malik Golson	R-Sr.
3	L.J. Gainey	Jr.
12	Mitch Stults	Sr.
15	Tyre Gray	Fr.
16	Jordon Gandy	Jr.
28	Nick Collins	Fr.
35	Drew Rutland	So.
80	Sterling Taylor	R-Jr.
81	Caleb Sheffer	R-Fr.
82	Sylvaughn Turner	Fr.
84	Rajai Perkins	Fr.
85	Jesse Blackburn	Sr.
86	Jensen Feggins	R-Fr.
89	Jonathan Moss	Fr.

DEFENSE

DEFENSIVE BACKS (17)

No.	Name	Class
5	D'Montre Wade	R-Jr.
6	Marquez Sanford	So.
8	Zach Shipley	R-Jr.
17	Isaiah Foster	Jr.
21	Zachary Wade	R-Jr.
22	Dylan Boone	So.
23	Marcus Meredith	R-Jr.
24	Toby Omli	Sr.
27	Greg Willard	Jr.
29	Sean Moore	Fr.
30	Tyler Gray	Fr.
34	Nigel Walton	Fr.
36	D'Vaughn Whitt	Fr.
39	Andre Davis	Fr.
43	John Welsh	R-So.
44	Josh Malone	Fr.
46	Ernest Kenty	Fr.

DEFENSIVE LINE (13)

No.	Name	Class
32	Zuri Elrington	Jr.
46	Silas Owens	So.
47	Robert Adams	Fr.
54	Chris Stahl	Fr.
73	Michael Magochy	Fr.
90	Dee Nalls	Fr.
91	Bishop Woods	Jr.
92	Quindarius Coles	Fr.
95	Troy-Wayne Quinn	Jr.
96	Griffin Martin	Fr.
97	Ryan Duvall	R-So.
98	Korey Tillman	Fr.
99	Rashad Johnson	So.

LINEBACKERS (11)

#No.	Name	Class
4	Jonathan Jackson	Sr.
9	Lamont Crittendon	R-Jr.
13	Quincy Williams	R-Jr.
25	Marico Paige	Jr.
31	Sean Rodriguez	Jr.
42	Jordan Tyler	R-So.
45	Derrick Shaw	Fr.
49	Chase Boling	Fr.
50	Paris Wilson	Fr.
53	Nolan Nichols	R-So.
55	Drew Marshall	Fr.

SPECIAL TEAMS

KICKERS (3)

No.	Name	Class
38	James Sappington	Fr.
41	Connor Mitchell	R-Sr.
87	Hector Garcia	R-Fr.

LONG SNAPPERS (1)

No.	Name	Class
40	Wes Drewery	R-So.

PUNTERS (2)

No.	Name	Class
37	Landon Stratton	R-So.
79	Keenan Lautner	Fr.

2016 MURRAY STATE DEPTH CHART

OFFENSE

QB	2	KD Humphries	6-3	225	RSr.	STUD
	19	Houston Hartz	6-2	195	RSo.	
F	20	Mareio McGraw	6-0	180	Fr.	DT
	26	Demetric Johnson	6-0	185	RJr.	
X	16	Jordon Gandy	6-4	210	Jr.	NOSE
	84	Rajai Perkins	6-0	187	Fr.	
H	86	Jensen Feggins	6-2	200	RFr.	END
	12	Mitch Stults	5-9	175	Sr.	
Y	85	Jesse Blackburn	6-3	240	Sr.	MIKE
	15	Tyre Gray	5-10	170	Fr.	
Z	89	Jonathan Moss	6-0	165	Fr.	WILL
	1	Malik Golson	5-9	180	RSr.	
LT	78	Joe Irby	6-4	297	Jr.	SLASH
	75	Cam Carter	6-6	280	Fr.	
LG	58	Kwan Stallworth	6-4	295	So.	FS
	74	Steven Clemmons	6-4	295	Fr.	
C	60	Brant Newman	6-2	286	RFr.	JACK
	70	Jace Bragg	6-3	275	RFr.	
RG	69	Chris White	6-3	310	So.	CB
	51	Ryan Rainey	6-1	295	RJr.	
RT	71	Noah Banks	6-8	310	RFr.	CB
	77	Ingram Tillard	6-5	330	Jr.	

DEFENSE

91	Bishop Woods	6-2	253	Jr.
95	Troy-Wayne Quinn	6-1	245	Jr.
99	Rashad Johnson	6-1	270	So.
94	Quindarius Coles	6-4	250	Fr.
90	Dee Nalls	6-4	305	Fr.
54	Chris Stahl	6-2	285	Fr.
46	Silas Owens	6-4	240	So.
47	Robert Adams	6-2	235	Fr.
25	Marico Paige	6-1	220	Jr.
45	Derrick Shaw	6-1	240	Fr.
31	Sean Rodriguez	6-0	210	Jr.
4	Jonathan Jackson	5-11	211	Sr.
21	Zachary Wade	5-11	215	RJr.
13	Quincy Williams	6-0	215	RSo.
24	Toby Omli	6-0	200	Sr.
27	Greg Willard	5-9	170	Jr.
17	Isaiah Foster	6-2	175	Jr.
8	Zach Shipley	5-10	178	RJr.
5	D'Montre Wade	6-0	192	RJr.
39	Andre Davis	5-11	175	Fr.
6	Marquez Sanford	5-11	170	So.
34	Nigel Walton	6-0	170	Fr.

SPECIAL TEAMS

PK	41	Connor Mitchell	6-2	200	RSr.	KR	1	Malik Golson	5-9	180	RSr.
	38	James Sappington	6-5	220	Fr.		20	Mareio McGraw	6-0	180	Fr.
KO	38	James Sappington	6-5	220	Fr.	PR	1	Malik Golson	5-9	180	RSr.
	41	Connor Mitchell	6-2	200	RSr.		85	Jesse Blackburn	6-3	240	Sr.
P	37	Landon Stratton	6-0	180	RSo.	H	37	Landon Stratton	6-0	180	RSo.
	38	James Sappington	6-5	220	Fr.		8	Zach Shipley	5-10	178	RJr.
DS	40	Wes Drewery	6-3	230	RSo.	SS	40	Wes Drewery	6-3	230	RSo.
	73	Michael Magochy	6-4	220	Fr.		73	Michael Magochy	6-4	220	Fr.

THE INSIDE TRACK

SATURDAY'S WEATHER

Partly cloudy with temps in the low 60's is on tap for Saturday's weather. The chance for rain is miniscule at just four percent, while winds will be moderate at 9 mph out of the NNE.

CHASING HISTORY

Senior QB KD Humphries has a chance to take over as all-time leader in all four major passing categories (attempts, completions, yards and touchdowns) this season, all four of which are currently owned by current MSU WR coach, Casey Brockman. Below is a chart showing where Humphries currently is and what he needs for the record.

<u>CAT.</u>	<u>CAREER #</u>	<u>CUR. RANK.</u>	<u>RECORD</u>	<u>NEEDED PER GM.</u>
<i>Yds</i>	8,907	2	9,990	216.6
<i>Att.</i>	1,237	2	1,405	33.6
<i>Comp.</i>	805	2	938	26.6
<i>TD</i>	61	2	71	2.0

BREAK IT UP

With three pass breakups against UT Martin, D'Montre Wade now leads the nation in passes defended with 2.0 per game. He currently has a total of 12 and is tied for the lead with Dante Blackmon of Kennesaw State and Bryan Marine of Bucknell.

ALMOST THERE

Despite the 1-5 record on the season, MSU has been in close in multiple games this season. Three of Murray State's five losses have come by a touchdown or less for a combined 14 points.

THE 100 CLUB

After racking up 118 yards against UT Martin, Jordon Gandy has four 100-plus yard receiving games this season and is chasing Walter Powell's record. Powell has six 100-yards games in 2012, meaning Gandy needs just two to tie and three to break the record with five chances remaining.

OK, WHAT'S NEXT?

The Racers return to the friendly confines on Oct. 29 for Homecoming 2016 on against the Tigers of Tennessee State. Kickoff is scheduled for 3 p.m.

WHITE OUT

Murray State fans attending Saturday's game are asked to wear white to the game as part of a White Out in coordination with United Way and Town & Gown. In addition and contrary to football norms, the Racers will be dressed in all white for the game, while the visiting Skyhawks will wear their traditional home blue jerseys.

TICKETS FOR CANS

Fans that bring five canned goods to Saturday's game can get two tickets for the price of one. The offer is the kick-off to MSU's Student-Athlete Advisory Committee 11th Annual Canned Food Drive which will run through November 18.

LANDON STRATTON'S DAY OFF

In its last game, Murray State did not utilize the services of punter Landon Stratton once. All fourth downs for the Racers either came in short yardage situations, inside or close to the red zone or within field goal range. Only once, did MSU have a fourth down in its own territory, a 4th-and-2 from the Racer 49 that it successfully converted. The game marks the first time since Oct. 9, 1999 against UT Martin that an MSU team did not punt.

SEEING RED

One of the most improved areas for Murray State this season has been its red zone defense. The Racers have made six stops in 18 red zone attempts by their opponents for a percentage of 66.7, which is currently the 10th best in the nation. In contrast, MSU made just four stops in all of last season and finished 119th in that category.

ACCURACY COUNTS

While KD Humphries currently leads the nation in completions at 31.3 per game, he is also one of the most accurate quarterbacks in the country. So far this season he has completed 125 of 177 passes for a percentage of 70.6, which is currently the third-best in all of FCS. Samford's Devlin Hodges currently leads the category at 72.9 percent (145-199).

LUCKY NUMBER SEVEN

Junior receiver Jordon Gandy's six touchdowns currently leads the OVC and is the seventh most by any receiver in the FCS this season. Jake Wienke of South Dakota State currently leads the way in the receiving touchdowns with 10.

BATTLE OF THE BORDER

Saturday will be the second event in the newly announced "Battle of the Border" rivalry series between Murray State and Austin Peay. The game will be worth three points in the overall standings. The series will be based on which school can secure the majority of 67 available points (based on the 67 miles between the two institutions) through regular-season meetings and community service projects.

LEADER OF THE SWAT TEAM

Through four games, D'Montre Wade currently ranks second in the nation in passes defended with nine total or 2.3 per game, including eight breakups. He trails only Jordan Ferguson of Brown, who leads the FCS with 3.0 per game.

THE LONGEST YARDS

In the third quarter Saturday, KD Humphries connected with Jesse Blackburn for an 81-yard completion that set up a 1-yard rush by Tyre Gray for a touchdown. The completion is the longest since at least 1995 eclipsing 80-yard passes from Dan Lloyd to Reggie Swinton against Austin Peay in 1997 and Stewart Childress to Terrence Tillman in 2000 against Tennessee State.

COACH TO CURE

Coach To Cure MD is a one-day, nationwide awareness building and fundraising event that will be held on September 24, 2016. The goal of Coach To Cure MD is to raise awareness of Duchenne muscular dystrophy (Duchenne, pronounced "DOO-SHIN"), generate new financial support for Duchenne research and to demonstrate coaches' commitment to the betterment of young men and the core academic research missions of their universities. College football coaches all over the country have been asked to wear a patch with the Coach To Cure MD insignia on Saturday, September 24th. By wearing this patch, coaches will show their support for Coach To Cure MD and the fight against this disease. On Saturday, Hunter Shaw, who suffers from DMD, and his family will be the guests of the Racer and will conduct the opening coin toss.

OVC OPENERS

Murray State is 29-39 all-time in OVC openers and is 16-17 when the opener takes place in Murray. When SEMO entered the league in 1992, the two teams met every year as each's OVC opener until 1999. Since then, they have met just once in an OVC opener, with SEMO besting with Racers at home in 2010. Murray State is now 9-2 all-time in OVC openers vs. the Redhawks and 5-1 in Murray.

MR. 100

With 104 yards against Missouri State and 106 at SIU, Jordon Gandy has now hit the century mark in back-to-back-game. With 246 total yards and 86.0 yards per game he is currently ranked second in the OVC in both categories. He is also ranked 13th in the nation and first in the OVC in receiving touchdowns with three.

THE INSIDE TRACK

SPECIAL SPECIALISTS

Connor Mitchell currently leads the OVC and is ranked 13th in the nation field goals per game at 1.7, while he is also 22nd in the nation and second in the OVC in field goal percentage at 83.3 percent (5-for-6). Meanwhile, Landon Stratton currently boast the nation's 25th highest punt average and third best in the league at 41.5 yards per punt.

THE BIG 3

With three field goals in Saturday's loss to Missouri State, Connor Mitchell becomes the first player since Jordan Benton in 2012 to make three or more field goals in the same game. In addition, he also notched the first tackle of his career in the game.

RED ZONE RISING

After marked improvement in the first year under coordinator Chris Boone, the Murray State defense has continued to get better in the early weeks of Boone's second season. One area in particular is red zone defense, a category in which the Racers are currently ranked 21st in the nation and second in the OVC. In 2015, MSU had just four red zone stops in 44 attempts. So far in 2016, the Racer "D" has three stops in eight attempts.

THE BLUE WALL

Lamont Crittendon's block of Missouri State's field goal attempt Saturday, kept alive a pretty impressive streak by the Racers. The Racers have now blocked at least one kick in every season dating back to at least 1995, spanning parts of three decades and now standing at 21 total seasons.

HOME AWAY FROM HOME

Saturday's trip to Carbondale will mark the second trip this season to the state of Illinois this season for the Racers with one more still to come in Eastern Illinois. Opponents from the Land of Lincoln account for exactly 50 percent of MSU's road games this season.

ONCE FRIENDS, NOW FOES

Two sets or former teammates will be on opposing rosters when Murray State and SIU take the field Saturday. MSU kicker Hector Garcia and SIU linebacker Corey Crider both graduated from Graves County HS in 2014, while Rajai Perkins and Jimmy Jones played together at Hazelwood East in St. Louis.

WELCOME HOME

Saturday will be the 92nd home opener for Murray State and they are currently 62-25-4 all-time in those game. After defeating Kentucky Wesleyan, 52-12, in last year's debut at Stewart Stadium, the Racers have now won three consecutive home openers.

SENIORS HONORED

Prior to Saturday's game nine seniors will be honored with their loved ones as part of the annual senior night. This year's seniors are Jesse Blackburn, Zuri Elrington, Malik Golson, KD Humphries, Jonathan Jackson, Tony Mays, Connor Mitchell, Toby Omli and Mitch Stults.

STEWART VS. STECKEL

While the two have never met as head coaches, they did meet as coordinators in 2013 when Murray State traveled to Missouri. Stewart's offense got the best of Steckel's defense for one quarter, when the Racers led 14-3 after the first. However, the Tigers would then shutout the Racers for the rest of the game on the way to a 58-14 win.

CLEAR THE TRACK

One of the greatest traditions in college football returns this season, as Racer 1 will once again make its way around the track after every Murray State touchdown. This year the horse, whose real name is Lobo, will be mounted by Kelsey Hathaway, a senior equine science major from Bowling Green, Kentucky.

THERE'S GOLD IN THAT THERE END ZONE

Back for its third season, is the annual Gold Rush. The Gold Rush is a new tradition in which all freshman are invited to run from one end of the field to the other prior to the game, decked in exclusive gold t-shirts and led by the university president, Dr. Bob Davies. The freshman are then invited to stay in the end zone and enjoy the game from field level.

TURNING HEADS

After a record breaking season in 2016 quarterback KD Humphries has garnered four preseason All-American honors (STATS, HERO Sports, College Sports Madness, InstantScouting) and has been named to two player of the year watch lists (STATS and CFPA). He also caught the attention of the first family of quarterbacks over the summer, the Mannings, and was invited to serve as a counselor at the elite Manning Passing Academy.

CHASING HISTORY

Senior QB KD Humphries has a chance to take over as all-time leader in all four major passing categories (attempts, completions, yards and touchdowns) this season, all four of which are currently owned by current MSU WR coach, Casey Brockman. Below is a chart showing where Humphries currently is and what he needs for the record.

OUT OF THE GATES

As it begins its 92nd season of football, Murray State is currently 49-38-4 all-time in season openers. However, when opening on the road, the all-time record dips below .500 at 19-25.

NUMBER CHANGES

As the year changes, so do the numbers. Several Racers will be wearing new numbers for the 2016 season.

<u>NAME</u>	<u>OLD #</u>	<u>NEW #</u>
Marquez Sanford	31	6
D'Montre Wade	34	5
Chase Boling	50	49
Lamont Crittendon	51	9
Kwan Stallworth	57	58
Drake VanHooser	72	48
Zach Shipley	82	8

A FRESH LOOK

For the first time since 1978, Murray State will wear a white helmet. The helmet will have the tradition "rider in M" on the left side and the player's number on the right with a navy & gold checkered trailing tail going down the middle. Uniform wise, gone is the recent gray, and in is a simple clean design featuring gold, navy and white. The two jerseys will be all white and a navy jersey with white sleeves. The two pants are navy with a white stripe down the middle and solid white.

OVC ACCOLADES

Senior TE Jesse Blackburn was the lone MSU representative on the Preseason All-OVC team. The senior caught six touchdowns passes and racked up a total of 612 yards in 2015.

WHAT'S UP "G"?

Eight MSU players will be wearing a "G" on their jersey in place of the traditional captain's "C". The "G" stands for G.U.T.T.S or Guys You Trust To Serve. This year's G.U.T.T.S. group consists of:

<u>NO.</u>	<u>NAME</u>	<u>CL</u>
2	KD Humphries	R-Sr.
6	Marquez Sanford	So.
8	Zach Shipley	R-Jr.
9	Lamont Crittendon	R-Jr.
24	Toby Omli	Sr.
40	Wes Drewery	R-So.
69	Chris White	So.
78	Joe Irby	Jr.

HEAD COACH MITCH STEWART

2ND SEASON AT MSU/2ND SEASON OVERALL

STEWART'S CAREER YEAR-BY-YEAR COACHING RECORD

Year	Team	OVERALL			OVC			POSTSEASON		
		W	L	Pct.	W	L	Pct.	W	L	Pct.
2015	Murray St.	3	8	.273	2	6	.250	0	0	.000
2016	Murray St.	1	4	.000	1	1	.500	0	0	.000
TOTAL		4	13	.235	3	8	.272	0	0	.000
<i>OT</i>		<i>1</i>	<i>1</i>	<i>.500</i>	<i>1</i>	<i>1</i>	<i>.500</i>	<i>0</i>	<i>0</i>	<i>.000</i>

STEWART VS. THE COMPETITION

OPPONENT	RECORD	OPPONENT	RECORD
Austin Peay*	2-0	Northern Illinois	0-1
Eastern Illinois*	0-1	Southern Illinois	0-1
Eastern Kentucky*	0-1	Southeast Missouri*	0-2
Illinois	0-1	Tennessee State*	1-0
Jacksonville State*	0-1	Tennessee Tech*	0-1
Kentucky Wesleyan	1-0	UT Martin*	0-2
Missouri State	0-1	Western Michigan	0-1

2016 Opponents Listed In BOLD

*Indicates OVC Opponent

TALE OF THE TAPE



Murray State	Eastern Illinois
22.3.....	Points Per Game..... 28.7
366.3.....	Total Offense/Game..... 418.3
68.7.....	Rushing Yards/Game..... 179.9
29.8.....	Rushing Attempts/Game..... 41.7
2.3.....	Yards Per Carry..... 4.3
297.7.....	Passing Yardage/Game..... 238.4
42.7.....	Passing Attempts/Game..... 32.4
10.7.....	Yards Per Pass Completion..... 11.9
33.7.....	Points Allowed/Game..... 27.1
454.7.....	Total Defense/Game..... 385.7
193.7.....	Rushing Yards Allowed/Game..... 141.7
4.4.....	Yards Per Carry Allowed..... 3.6
261.0.....	Passing Yards Allowed/Game..... 244.0
12.9.....	Yards Per Completion Allowed..... 14.0
-6.....	Turnover Margin..... -3

Leaders	Leaders
Humphries (313.0).....	Passing Yards Per Game..... Kimble (216.8)
Humphries (11).....	Passing TDs..... Kimble (11)
McGraw (49.5).....	Rushing Yards Per Game..... Church (87.7)
McGraw (2).....	Rushing TDs..... Anderson, Church (3)
Gandy (36).....	Receptions..... Church (29)
Gandy (7).....	Receiving TDs..... Church (4)
Gandy (86.0).....	Receiving Yards Per Game..... Gossage (34.7)
Z. Wade (41).....	Tackles..... McDonald (63)
Crittendon (5.5).....	Tackles-For-Loss..... Williams (9.0)
Elrington (3.0).....	Sacks..... Williams (4.5)
Boone, Foster, D. Wade (1).....	Interceptions..... Horne (2)

All stats are current 2016

RACERS RECORD WHEN...

Overall.....	1-5
at home.....	0-3
on road.....	1-2
on grass.....	0-0
on field turf.....	1-5
in overtime.....	0-0
MSU wins coin toss.....	0-1
MSU scores first.....	0-0
MSU leads after 1st quarter.....	0-0
MSU leads at half.....	1-0
MSU leads after 3rd quarter.....	1-1
MSU has more rushing yards.....	0-0
MSU has more passing yards.....	1-1
MSU has more total yards.....	1-0
MSU has less penalties.....	1-2
MSU has less turnovers.....	0-1
MSU scores 20 points or more.....	0-1
MSU scores 30 points or more.....	0-1
MSU scores 40 points or more.....	1-0
MSU scores 50 points or more.....	0-0
MSU holds opp. under 30 points.....	0-1
MSU holds opp. under 20 points.....	1-1
MSU holds opp. under 10 points.....	0-0
MSU completes 50% of passes.....	0-2
MSU completes 60% of passes.....	1-3
MSU has 300-yard passer.....	1-2
Opp. has 300-yard passer.....	0-1
MSU has 100-yard rusher.....	0-1
Opp. has 100-yard rusher.....	0-2
MSU has 100-yard receiver.....	1-4
Opp. has 100-yard receiver.....	0-0
MSU defense scores.....	0-0
Opp. defense scores.....	0-0
MSU special teams score.....	1-5
Opp. special teams score.....	1-5

2016 OPENING DRIVES

Opponent	1H Result	2H Result
at Illinois	Interception	Punt
Missouri State	Punt	Interception
at Southern Illinois	Interception	Punt
Southeast Missouri	Touchdown	Punt
at Austin Peay	Fumble	Touchdown
UT Martin	Punt	Punt
at Eastern Illinois		
Tennessee State		
at Eastern Kentucky		
Jacksonville State		
at Tennessee Tech		

MURRAY STATE SCORING DRIVES

Opponent	Qt.	Points	Plays	Yards	TOP	How Scored
Illinois	2	3	10	64	3:38	Mitchell 34yd field goal
Missouri St.	1	3	7	36	2:22	Mitchell 31yd field goal
Missouri St.	2	7	4	74	0:53	Gandy 55yd pass from Humphries
Missouri St.	2	3	11	50	2:43	Mitchell 36yd field goal
Missouri St.	3	7	9	66	2:42	Gandy 1yd pass from Humphries
Missouri St.	4	3	11	70	1:48	Mitchell 37 yd field goal
Southern Ill.	1	3	7	72	2:19	Mitchell 25yd field goal
Southern Ill.	1	7	1	14	0:06	Gandy 14yd pass from Birse
Southern Ill.	4	7	1	68	0:10	McGraw 68yd rush
Southeast Mo.	1	7	6	83	1:34	Johnson 67yd pass from Humphries
Southeast Mo.	3	6	4	88	1:14	Gray 1yd rush
Southeast Mo.	4	3	4	9	1:56	Mitchell 39yd field goal
Austin Peay	1	3	4	7	1:17	Mitchell 39yd field goal
Austin Peay	2	7	3	42	0:26	Gandy 9yd pass from Humphries
Austin Peay	2	7	6	47	1:33	Gandy 15yd pass from Humphries
Austin Peay	2	7	5	25	1:32	Blackburn 10yd pass from Humphries
Austin Peay	3	7	12	91	4:21	Humphries 10yd rush
Austin Peay	4	7	17	98	6:13	Stults 9yd pass from Humphries
Austin Peay	4	7	5	50	1:16	Gandy 12yds from Humphries
UT Martin	1	7	1	6	0:08	Gandy 2yds from Humphries
UT Martin	2	7	6	96	2:34	McGraw 65yd rush
UT Martin	2	7	2	23	0:32	Moss 23yds from Humphries
UT Martin	4	7	6	84	1:56	Blackburn from Humphries 23 yds
UT Martin	4	3	6	29	1:42	Mitchell 50yd field goal

2016 OFFENSIVE STARTERS GAME-BY-GAME

	X	LT	LG	C	RG	RT	Y	H	Z	QB	F
ILL	Gandy	Irby	Rainey	Newman	White	Banks	Blackburn	Golson	Gainey	Humphries	Dodson
MOST	Gandy	Irby	Rainey	Newman	White	Banks	Blackburn	Stults	Gainey	Humphries	Johnson
SIU	Gandy	Irby	Stallworth	Newman	White	Banks	Blackburn	Golson	Gainey	Birse	Johnson
SEMO	Gandy	Tillard	Stallworth	Rainey	White	Banks	Blackburn	Stults	Moss	Humphries	Johnson
AP	Gandy	Tillard	Stallworth	Newman	Rainey	Banks	Blackburn	Stults	Moss	Humphries	McGraw
UTM	Gandy	Irby	Stallworth	Newman	White	Tillard	Blackburn	Stults	Moss	Humphries	McGraw
EIU											
TSU											
EKU											
JSU											
TTU											

2016 DEFENSIVE STARTERS GAME-BY-GAME

	STUD	DT	NOSE	END	MIKE	WILL	SLASH	FS	JACK	CB	CB
ILL	Elrington	Johnson	Stahl	Jackson	Crittendon	Williams	Z. Wade	Shipley	Omli	D. Wade	Sanford
MOST	Elrington	Johnson	Stahl	Jackson	Crittendon	Williams	Z. Wade	Boone	Omli	D. Wade	Sanford
SIU	Elrington	Johnson	Stahl	Jackson	Crittendon	Williams	Z. Wade	Boone	Omli	D. Wade	Sanford
SEMO	Elrington	Woods	Johnson	Jackson	Crittendon	Rodriguez	Z. Wade	Boone	Omli	D. Wade	Walton
AP	Elrington	Woods	Johnson	Jackson	Crittendon	Rodriguez	Foster	Shipley	Omli	D. Wade	Walton
UTM	Elrington	Woods	Johnson	Owens	Paige	Rodriguez	Z. Wade	Omli	Foster	D. Wade	Sanford
EIU											
TSU											
EKU											
JSU											
TTU											

2016 WON-LOST MARGINS

Margin	1	2	3	4	5	6	7	8	9	10	11	12	13	14	15
Won By															
Lost By	1					1	1								
Margin	16	17	18	19	20	21	22	23	24	25	26	27	28	29	30+
Won By													1		
Lost By															2

2016 SCORE BY QUARTERS

	1st Qtr.	2nd Qtr.	3rd Qtr.	4th Qtr.	OT	Total
Murray St.	30	48	19	37	0	134
Avg.	5.0	8.0	3.2	6.2	0.0	22.3
Opponents	75	63	23	41	0	202
Avg.	12.5	10.5	3.8	6.8	0.0	33.7

2016 TEAM/OPPONENT HIGHS & LOWS

	MURRAY STATE		OPPONENT	
	HIGHS	LOWS	HIGHS	LOWS
Offense				
Points	45 - APSU, 10/1	3 - ILL, 9/3	52 - ILL, 9/3	17 - SEMO, 9/24; APSU, 10/1
First Downs	34 - APSU, 10/1	12 - SIU, 9/17	30 - SIU, 9/17	20 - APSU, 10/1
Total Offense	565 - APSU, 10/1	165 - ILL, 9/3	558 - SIU, 9/17	355 - APSU, 10/1
Touchdowns	6 - APSU, 10/1	0 - ILL, 9/3	7 - ILL, 9/3	2 - SEMO, 9/24; APSU, 10/1
Passing Yards	455 - APSU, 10/1	175 - ILL, 9/3	317 - UTM, 10/15	171 - APSU, 10/1
Passing TD	5 - APSU, 10/1	0 - ILL, 9/3	4 - SIU, 9/17	0 - APSU, 10/1
Rushing Yards	121 - UTM, 10/15	9 - SEMO, 9/24	287 - ILL, 9/3	119 - SEMO, 9/24
Rushing TD	1 - 4 Times	---	4 - ILL, 9/3	0 - SEMO, 9/24, UTM, 10/15
T.O.P.	32:50 - APSU, 10/1	23:59 - UTM, 10/15	36:01 - UTM, 10/15	27:10 - APSU, 10/1
Interceptions	3 - MOST, 9/10; SIU, 9/17	0 - SEMO, 9/24	1 - 3 Times	0 - 3 Tims
Fumbles Lost	2 - APSU, 10/1	0 - SIU, 9/17; SEMO 9/24	2 - UTM, 10/15	0 - ILL, 9/3
Defense				
Tackles	93 - MOST, 9/10	68 - APSU, 10/1	102 - APSU, 10/1	64 - SIU, 9/17
Tackles-For-Loss	9.0 - SEMO, 9/24	3.0 - ILL, 9/3; SIU, 9/17	11.0 - 3 Times	8.0 - MOST, 9/10, UTM 10/15
Sacks	5.0 - SEMO, 9/24	1.0 - 3 Times	6.0 - ILL, 9/3	2.0 - MOST, 9/10
QB Hurries	6 - MOST, 9/10	1 - SIU, 9/17; APSU - 10/1	3 - 3 Times	0 - SEMO, 9/24
Special Team & Misc.				
Field Goals	3 - MOST, 9/10	1 - 5 Times	3 - UTM, 10/15	0 - MOST, 9/10
Punt Average	49.4 - SIU, 9/17	0.0 - APSU, 10/1	43.0 - ILL, 9/3	36.3 - SIU, 9/17
Penalties (Yards)	9 (98) - UTM, 10/15	4 (29) - ILL, 9/3	12 (130) - MOST, 9/10	5 (40) - SEMO, 9/24

2016 INDIVIDUAL HIGHS

	MURRAY ST.	OPPONENT
Offense		
Passing Yards	455 - Humphries (APSU, 10/1)	317 - Cook (UTM, 10/15)
Passing TD	5 - Humphries (APSU, 10/1)	4 - Straughn (SIU, 9/17)
Rush Yards	110 - McGraw (UTM, 10/15)	118 - Foster (ILL, 9/3)
Rush TD	1 - 4 Players	2 - Foster (ILL, 9/3)
Receiving Yds.	147 - Blackburn (APSU, 10/1)	98 - Earl (MOST, 9/10)
Receiving TD	3 - Gandy (APSU, 10/1)	2 - Earl (MOST, 9/10)
Defense		
Tackles	13 - Z. Wade (MOST, 9/10)	14 - Cole (MOST, 9/10)
Tackles-For-Loss	3.0 - Crittendon (MOST, 9/10)	3.0 - Phillips, President (ILL, 9/3)
Sacks	2.0 - Jackson (ILL, 9/3); Elrington (SEMO, 9/24)	2.0 - 3 Players
Interceptions	1 - 3 Players	1 - 10 Players
Blocked Kicks	1 - Crittendon (MOST, 9/10)	---
Special Teams		
Field Goals	3 - Mitchell (MOST, 9/10)	3 - Mersman (UTM, 10/15)
Punt Average	49.4 - Stratton (SIU, 9/17)	43.0 Frain - (ILL, 9/3)

THE LAST TIME MURRAY STATE...

30+ Rushing Attempts

30, Mike Harris (133 yds) vs Eastern Illinois, 10-15-11

100 Yards Rushing

110, Mareio McGraw, vs. UT Martin, 10-15-16

200 Yards Rushing

206, Mike Harris vs. Eastern Kentucky, 10-29-11

300 Yards Rushing

310, Stevie Chaney vs Austin Peay, 11-12-05

20+ Completions

28, KD Humphries (28-51-346) vs. Eastern Ill., 10-31-15

30+ Completions

35, KD Humphries (35-52-356), Missouri St., 9-10-16

40+ Completions

49, KD Humphries (49-60-455) at Austin Peay, 10-1-16

30+ Passing Attempts

34, KD Humphries (22-34-343) vs. Southeast Mo. 9-24-16

40+ Passing Attempts

44, KD Humphries (23-44-248) vs. UT Martin, 10-15-16

50+ Passing Attempts

60, KD Humphries (49-60-455), Austin Peay, 10-15-15

30+ Passing Attempts In One Half

37, KD Humphries (28-37-241) at Austin Peay (1st), 10-1-15

300+ Passing

343, KD Humphries (23-34, 1TD), vs. Southeast Mo. 9-24-16

400+ Passing

455, KD Humphries (49-60, 5TD) at Austin Peay, 10-1-16

500+ Passing

537, Casey Brockman (45-67, 8TD) vs UTM, 10-13-12

3 TD's Passing

3, KD Humphries (23-44-248) vs. UT Martin, 10-15-16

4 TD's Passing

4, Casey Brockman (35-46-321) vs Georgia St., 10-8-11

5+ TD's Passing

5, KD Humphries (49-60-455) at Austin Peay, 10-1-16

2 TD's Receiving

2, Jordan Gandy, Missouri St., 9-10-16

3+ TD's Receiving

3, Jordan Gandy, at Austin Peay, 10-1-16

One Player Accounting For Three Scores In Three Different Ways

Casey Brockman (rush, reception, and pass) vs Southeast Mo., 11-19-11

10+ Receptions

13, Jordan Gandy (147), at Austin Peay, 10-1-16

15+ Receptions

19, Jeremy Harness (164) at Tennessee Tech, 10-4-14

100+ Receiving Yards

1118, Jordan Gandy, vs. UT Martin, 10-15-16

150+ Receiving Yards

162, Jesse Blackburn, at Tennessee St., 11-7-15

200+ Receiving Yards

213, Marcus Harris vs Missouri State, 10-9-10

Kickoff Return For TD

85, Janawski Davis, vs. UT Martin, 10-24-15

Punt Return For TD

62, Janawski Davis vs. Ky. Wesleyan, 10-25-14

Interception For TD

26, Marquez Samford, vs. Eastern Ill., 10-31-15

60+ Punt

78, Landon Stratton, at Southern Ill., 9-17-16

Scored A Safety

vs Mississippi Valley State, 9-10-11

Fumble Return For TD

1, Demetrius Mason, at Jacksonville St, 11-21-15

Blocked Punt For TD

Brandon Wicks block, Jeffery Richard TD vs. Miss Valley St, 9-10-11

Blocked Punt

Brandon Wicks vs. Eastern Illinois, 10-15-11

Blocked Field Goal

Lamont Crittendon, Missouri St., 9-10-16

Blocked Extra Point

Zach Dean (2) at Tennessee State, 11-7-15

Blocked PAT Return for 2 Pts.

Shawn Samuels-Connell at Tennessee State, 11-7-15

4 Interceptions In Game By One Player

4, Bud Qualk vs Austin Peay, 11-8-69

3 Interceptions In Game By One Player

4, Bud Qualk vs Austin Peay, 11-8-69

2 Interceptions In A Game By One Player

2, Nathan Brinkley, vs UT Martin, 9-25-10

3 Field Goals In A Game

Connor Mitchell (31, 36, 37), vs. Missouri St., 9-10-16

4 Field Goals in a Game

Kienan Cullen (37, 21, 20, 40) vs Tenn Tech, 11-6-10

5 Field Goals in a Game

Jordan Benton (39, 30, 35, 36, 21) vs. Eastern Illinois, 9-22-12

50+ Field Goal

50, Connor Mitchell vs UT Martin, 10-15-16

60+ Field Goal

62, Paul Hickert vs Eastern Kentucky, 10-11-86

Rush Of 65+ Yards

65, Mareio McGraw, vs. UT Martin, 10-15-16

Pass Of 65+ Yards

71, KD Humphries to Janawski Davis vs. UT Martin, 10-24-15

Rush Of 75+ Yards

79, Terrance Tillman vs Tennessee Tech, 10-28-2000

Pass of 75+ Yards

81, KD Humphries to Jesse Blackburn vs. Southeast Mo. 9-24-16

Rush Of 85+ Yards

94, Mike Harris vs Tennessee Tech, 11-6-10

Rush Of 95+ Yards

97, Stevie Chaney vs Austin Peay, 11-12-05

THE LAST TIME AN OPPONENT...

30+ Rushing Attempts

30, Jarvion Franklin, Western Michigan, 9-20-14

100+ Yards Rushing

104, Daquan Isom, Southern Ill., 9-17-16

200+ Yards Rushing

224, Tremane McCullough, Southeast Mo., 10-3-15

20+ Completions

21, Troy Cook, UT Martin, 10-15-16

30+ Completions

42, Derek Carr, UT Martin, 10-13-12

30+ Passing Attempts

38, Troy Cook, UT Martin, 10-15-16

40+ Passing Attempts

44, Jesse Hosket, Southeast Mo. 9-24-16

4+ TD's Passing

4, O'Shay Ackerman-Carter, Tennessee St., 11-7-15

10+ Receptions

14, Brock McCoin, Tennessee Tech, 9-27-15

15+ Receptions

21, Erik Lora, Eastern Illinois, 9-22-12

100+ Receiving Yards

143, Rod Wright, UT Martin, 10-24-15
103, William Tanner, UT Martin, 10-24-15

150+ Receiving Yards

169, Paul McRoberts, Southeast Mo., 10-3-15

200+ Receiving Yards

248, Patrick Smith, Tennessee St., 11-7-15

Kickoff Return For TD

98, D.J. Davis, Southern Ill., 9-17-16

Punt Return For TD

72, Jesse Grandy, Central Arkansas, 9-8-12

Interception For TD

36 yards, Tae Martin, UT Martin, 10-15-16

Scored A Safety

Eastern Illinois, 11-9-13

Fumble Return For TD;

95, Jabari Weeks, Union, 8-28-14

Blocked Punt For TD

Missouri State, 10-9-10

Blocked Punt

1, Missouri State, 10-9-10

50+ Field Goal

52, Jackson Redditt, UT Martin, 11-1-14

Rush Of 75+ Yards

97, Chris Douglas, Missouri State, 10-9-10

Pass Of 75+ Yards

75, Troy Cook to Greg McKillion, UT Martin, 10-15-16

2016 OFFENSIVE INDIVIDUAL GAME-BY-GAME

Rushing (Att.-Yards-TD)

	ILL	MOST	SIU	SEMO	AP	UTM	EIU	TSU	EKU	JSU	TTU
Cameron Birse	1-(-4)-0	---	5-(-20)-0	---	---	---					
Jesse Blackburn	---	---	---	---	---	4-12-0					
Mark Dodson	4-16-0	---	---	---	---	---					
L.J. Gainey	---	2-3-0	---	1-(-9)-0	---	---					
Trae Gordon	2-2-0	---	7-5-0	---	7-23-0	---					
Tyre Gray	---	---	---	1-1-1	---	1-1-0					
Houston Hartz	1-6-0	---	---	---	---	---					
KD Humphries	9-(-12)-0	8-(-2)-0	---	5-(-18)-0	9-3-1	8-(-13)-0					
Demetric Johnson	6-(-2)-0	19-77-0	18-50-0	16-21-0	---	4-3-0					
Mario McGraw	2-6-0	2-3-0	5-78-1	2-14-0	16-86-0	10-110-1					
Mitch Stults	---	---	---	---	1-1-0	---					

Receiving (Rec.-Yards-TD)

	ILL	MOST	SIU	SEMO	AP	UTM	EIU	TSU	EKU	JSU	TTU
Cameron Birse	---	---	1-(-1)-0	---	---	---					
Jesse Blackburn	4-48-0	2-24-0	4-19-0	3-112-0	8-94-1	5-55-1					
Jensen Feggins	1-17-0	1-12-0	---	---	1-19-0	2-6-0					
L.J. Gainey	1-(-5)-0	4-34-0	1-4-0	1-2-0	4-20-0	---					
Jordon Gandy	3-36-0	7-102-2	3-106-1	3-5-0	13-147-3	8-118-1					
Malik Golson	2-34-0	5-21-0	4-28-0	---	3-20-0	2-13-0					
Trae Gordon	1-(-6)-0	---	---	---	1-6-0	---					
Tyre Gray	2-13-0	1-7-0	---	---	1-5-0	---					
Demetric Johnson	5-26-0	7-77-0	2-20-0	6-96-1	---	1-11-0					
Mario McGraw	---	---	---	1-67-0	5-25-0	2-18-0					
Jonathan Moss	---	3-46-0	1-33-0	2-16-0	5-42-0	2-28-1					
Rajai Perkins	---	1-5-0	---	---	---	---					
Mitch Stults	3-12-0	4-26-0	---	7-45-0	7-61-1	1-(-1)-0					
Sterling Taylor	---	---	---	---	1-16-0	---					

Passing (Comp.-Att.-Int.-Yards-TD)

	#2 KD Humphries	#14 Cameron Birse	#19 Houston Hartz	#85 Jesse Blackburn
at Illinois	18-31-2-163-0	2-3-0-18-0	1-1-0-(-6)-0	---
Missouri State	35-52-3-356-2	---	---	---
at Southern Illinois	---	15-29-2-210-1	0-1-1-0-0	1-1-0-(-1)-0
Southeast Missouri	23-34-0-343-1	---	---	---
at Austin Peay	49-60-1-455-5	---	---	---
UT Martin	23-44-1-248-3	---	---	---
at Eastern Illinois				
Tennessee State				
at Eastern Kentucky				
Jacksonville State				
at Tennessee Tech				

Punting/Field Goals

(Punts-Avg./FGM-FGA-Long)

	#37 Landon Stratton P	#41 Connor Mitchell FG
at Illinois	7-42.4	1-2-34
Missouri State	6-30.0	3-3-37
at Southern Illinois	8-49.4	1-1-25
Southeast Missouri	9-44.9	1-3-39
at Austin Peay	0-0.0	1-2-39
UT Martin	7-47.3	1-1-50
at Eastern Illinois		
Tennessee State		
at Eastern Kentucky		
Jacksonville State		
at Tennessee Tech		

2016 DEFNSIVE INDIVIDUAL GAME-BY-GAME

Tackles (Total-TFL-TFLYds.)

	ILL	MOST	SIU	SEMO	AP	UTM	EIU	TSU	EKU	JSU	TTU
Robert Adams	---	1-0-0	---	---	---	---					
Noah Banks	---	1-0-0	---	---	---	---					
Chase Boling	---	---	---	---	---	1-0-0					
Dylan Boone	7-0-0	7-1.0-2	6-0-0	10-0-0	10-0-0	---					
Lamont Crittendon	8-1.0-3	12-3.0-8	6-0.5-1	9-1.0-5	3-0-0	---					
Andre Davis	1-0-0	---	---	---	---	---					
Wes Drewery	---	---	---	---	---	1-0-0					
Zuri Elrington	1-0-0	1-0-0	4-1.0-3	4-2.0-13	---	2-1.0-1					
Isaiah Foster	5-0-0	1-0.5-0	5-0-0	4-0-0	6-0-0	6-1.0-1					
Jordon Gandy	---	---	1-0-0	1-0-0	---	---					
Malik Golson	---	1-0-0	---	---	---	---					
Jonathan Jackson	5-2.0-11	9-0-0	5-0.5-1	9-1.0-3	5-1.0-3	5-0-0					
Demetric Johnson	1-0-0	---	1-0-0	---	---	---					
Rashad Johnson	2-0-0	1-0-0	---	3-1.0-1	---	1-0-0					
Mario McGraw	---	1-0-0	---	---	---	---					
Connor Mitchell	---	1-0-0	---	---	---	---					
Jonathan Moss	---	---	---	---	1-0-0	---					
Dee Nalls	1-0-0	1-0-0	1-0-0	---	2-0-0	1-0-0					
Toby Omli	3-0-0	5-1.0-8	6-1.0-3	5-0-0	9-0-0	5-0-0					
Silas Owens	1-0-0	1-0-0	3-0-0	4-1.0-1	1-1.0-4	2-0-0					
Rajai Perkins	---	---	1-0-0	---	---	3-0-0					
Marico Paige	2-0-0	8-0-0	3-0-0	5-0.5-1	7-1.0-6	9-1.0-2					
Troy-Wayne Quinn	---	1-0-0	4-0-0	1-0-0	---	2-1.0-3					
Sean Rodriguez	5-0-0	4-0-0	7-0-0	5-1.0-4	10-0-0	8-0-0					
Marquez Sanford	4-0-0	5-0-0	5-0-0	6-0-0	2-1.0-7	1-0-0					
James Sappington	---	---	---	1-0-0	---	3-0-0					
Derrick Shaw	2-0-0	---	---	---	---	---					
Zach Shipley	3-0-0	3-0-0	4-0-0	---	2-0-0	5-0-0					
Chris Stahl	1-0-0	3-0-0	1-0-0	---	---	---					
Sterling Taylor	---	---	---	---	1-0-0	---					
Jordan Tyler	---	---	---	---	---	1-0-0					
Korey Tillman	1-0-0	3-0-0	4-0-0	---	---	---					
D'Montre Wade	5-0-0	1-0-0	9-0-0	---	4-0-0	2-0-0					
Zachary Wade	5-0-0	13-0-0	9-0-0	7-.05-2	---	6-0.5-1					
Nigel Walton	1-0-0	---	---	2-0-0	2-0-0	3-0-0					
Greg Willard	1-0-0	1-0-0	---	2-0-0	---	1-0-0					
D'Vaughn Whitt	1-0-0	2-0.5-0	2-0-0	1-1-0	---	---					
Quincy Williams	7-0-0	6-1.0-1	2-0-0	---	1-0-0	5-0-0					
Bishop Woods	---	---	3-0-0	4-1.0-5	2-0-0	7-2.0-4					

Sacks (Sacks-Yds)

	ILL	MOST	SIU	SEMO	AP	UTM	EIU	TSU	EKU	JSU	TTU
Lamont Crittendon	---	---	---	1.0-5	---	---					
Zuri Elrington	---	---	1.0-3	2.0-13	---	---					
Jonathan Jackson	2.0-11	---	---	---	---	---					
Toby Omli	---	1.0-8	---	---	---	---					
Silas Owens	---	---	---	0.5-1	1.0-4	---					
Marico Paige	---	---	---	0.5-1	1.0-6	---					
Troy-Wayne Quinn	---	---	---	---	---	1.0-3					
Marquez Sanford	---	---	---	---	1.0-7	---					
Bishop Woods	---	---	---	1.0-5	---	---					

Interceptions-Break Ups

	ILL	MOST	SIU	SEMO	AP	UTM	EIU	TSU	EKU	JSU	TTU
Dylan Boone	---	---	---	1-1	0-1	---					
Isaiah Foster	---	---	0-1	0-1	1-0	---					
Jonathan Jackson	---	---	---	0-2	---	---					
Marquez Sanford	---	---	---	0-3	---	0-4					
Zach Shipley	---	---	---	---	---	0-1					
D'Montre Wade	0-2	1-1	0-5	---	---	0-3					
Nigel Walton	---	---	---	0-1	---	---					

2016 DEFNSIVE INDIVIDUAL GAME-BY-GAME

Fumbles (FF-FR)

	ILL	MOST	SIU	SEMO	AP	UTM	EIU	TSU	EKU	JSU	TTU
Dyain Boone	---	0-1	---	---	---	---					
Zuri Elrington	---	---	---	1-0	---	---					
Isaiah Foster	---	---	---	---	---	1-0					
Malik Golson	---	1-0	---	---	---	---					
Jonathan Jackson	---	---	---	2-0	---	---					
Dee Nalls	---	---	---	---	---	0-1					
Toby Omli	---	---	1-0	---	---	---					
Silas Owens	---	---	---	---	0-1	---					
Marico Paige	---	---	---	---	1-0	1-1					
Zachary Wade	---	---	0-1	0-1	---	---					

Miscellaneous (Blks-QBH)

	ILL	MOST	SIU	SEMO	AP	UTM	EIU	TSU	EKU	JSU	TTU
Lamont Crittendon	---	1-0	---	---	0-1	---					
Zuri Elrington	---	0-1	---	---	---	---					
Jonathan Jackson	---	0-1	---	0-1	---	---					
Rashas Johnson	---	---	---	---	---	0-1					
Marico Paige	---	---	---	0-1	---	0-2					
Troy-Wayne Quinn	---	0-2	---	0-1	---	---					
Zach Shipley	---	---	0-1	---	---	---					
D'Vaughn Whitt	---	0-1	---	---	---	---					
Greg Wilalrd	---	---	---	0-1	---	---					
Quincy Williams	0-2	0-1	---	---	---	---					

MSU/OPPONENT GAME-BY-GAME

Game	Score	First Downs	Time of Possession	Rushing (No-Yds-TD)	Passing (Cmp-Att-Int-Yds-TD)	Total Offense (Plays-Yds-TD)	3rd Down Conv.	Fumbles-Lost
MURRAY STATE	3	13	26:32	26-(-10)-0	21-35-2-175-0	61-165-0	4-16	1-1
at Illinois	52	21	33:28	40-287-4	16-24-0-228-3	64-515-7	6-12	1-0
MURRAY STATE	22	21	25:17	30-72-0	21-35-2-356-2	82-428-2	9-21	2-1
Missouri State	28	23	34:33	52-174-1	21-37-1-295-3	89-469-4	8-20	1-1
MURRAY STATE	17	12	27:25	36-110-1	16-31-3-209-1	67-319-2	4-18	0-0
at Southern Illinois	50	30	32:35	49-269-2	27-38-0-289-4	87-558-6	4-15	4-1
MURRAY STATE	16	13	24:30	25-9-1	23-34-0-343-1	59-352-2	4-15	0-0
Southeast Missouri	17	26	35:30	46-154-0	20-45-1-266-2	91-385-2	11-23	3-1
MURRAY STATE	45	34	32:50	35-110-1	46-60-1-455-5	95-565-6	10-19	3-4
at Austin Peay	17	20	27:10	35-184-2	16-24-1-171-0	59-355-2	3-10	0-1
MURRAY STATE	31	17	23:59	27-121-1	23-44-1-248-3	71-369-4	3-16	1-1
UT Martin	38	22	36:01	42-129-0	21-38-0-317-3	80-446-3	8-17	2-2
MURRAY STATE at Eastern Illinois								
MURRAY STATE Tennessee State								
MURRAY STATE at Eastern Kentucky								
MURRAY STATE Jacksonville State								
MURRAY STATE at Tennessee Tech								

2016 IN THE RANKINGS

CATEGORY	FCS	OVC	VALUE
Blocked Kicks	46	2	1
Blocked Kicks Allowed	1	1	0
Blocked Punts Allowed	1	1	0
Completion Percentage	13	1	65.2
Fewest Penalties	64	2	42
Fewest Penalties Per Game	70	2	7.0
Fewest Penalty Yards	81	3	401
Net Punting	4	2	40.68
Passing Offense	10	1	297.7
Punt Return Offense	28	3	5.17
Red Zone Defense	23	2	72.7

Completions Percentage

KD Humphries	9	1	67.0
--------------	---	---	------

Completions Per Game

KD Humphries	2	1	29.6
--------------	---	---	------

Field Goals Per Game

Connor Mitchell	40	3	66.7
-----------------	----	---	------

Field Goals Per Game

Connor Mitchell	14	2	1.33
-----------------	----	---	------

Forced Fumbles

Jonathan Jackson	26	2	0.33
------------------	----	---	------

Marico Paige	26	2	0.33
--------------	----	---	------

Fumbles Recovered

Zachary Wade	4	1	2
--------------	---	---	---

Dylan Boone	48	5	1
-------------	----	---	---

Dee Nalls	48	5	1
-----------	----	---	---

Silas Owens	48	5	1
-------------	----	---	---

Marico Paige	48	5	1
--------------	----	---	---

Passes Defended

D'Montre Wade	4	4	2.0
---------------	---	---	-----

Marquez Sanford	40	3	1.2
-----------------	----	---	-----

Passing Efficiency

KD Humphries	32	5	136.5
--------------	----	---	-------

Passing TDs

KD Humphries	25	2	11
--------------	----	---	----

Passing Yards

KD Humphries	19	2	1,565
--------------	----	---	-------

Passing Yards Per Game

KD Humphries	5	1	313.0
--------------	---	---	-------

Points Responsible For

KD Humphries	47	5	72
--------------	----	---	----

Points Responsible For Per Game

KD Humphries	27	2	14.4
--------------	----	---	------

Punting

Landon Stratton	10	2	43.4
-----------------	----	---	------

Receiving TDs

Jordon Gandy	7	1	7
--------------	---	---	---

Receiving Yards

Jordon Gandy	34	1	516
--------------	----	---	-----

Receiving Yards Per Game

Jordon Gandy	28	1	86.0
--------------	----	---	------

Receptions Per Game

Jordon Gandy	26	2	6.0
--------------	----	---	-----

Scoring

Jordon Gandy	55	3	7.0
--------------	----	---	-----

Total Offense

KD Humphries	7	1	304.6
--------------	---	---	-------

2016 BIG GAMES

100-Yd Rushing Games

Player	Opponent	Att.-Yds.-TD
Mareio McGraw	UT Martin	10-110-1

10+ Reception Games

Player	Rec.	Opponent	Yds-TD
Jordon Gandy	13	Austin Peay	147-3

100-Yd Receiving Games

Player	Opponent	Rec.-Yds.-TD
Jordon Gandy	Missouri St.	7-104-2
Jordon Gandy	Southern Ill.	3-106-1
Jesse Blackburn	Southeast Mo.	3-112-0
Jordon Gandy	Austin Peay	13-147-3

30+ Completion Games

Player	Opponent	Comp.-Att.
KD Humphries	Missouri St.	35-52
KD Humphries	Austin Peay	49-60

300-Yd Passing Games

Player	Opponent	Yds.-TD.
KD Humphries	Missouri St.	356-2
KD Humphries	Southeast Mo.	343-1
KD Humphries	Austin Peay	455-5

2016 INDIVIDUAL HONORS

Jesse Blackburn - WR Preseason All-OVC College Sports Madness - Preseason All-OVC 1st Tm.	Jordan Gandy - WR HEROSports - HERO of the Week - Week 5	Malik Golson - WR College Sports Madness - Preseason All-OVC 2nd Tm.
KD Humphries - QB STATS Offensive POY Watch List CFPA FCS Performer of the Year Watch List HERO Sports - Preseason 1st Tm. AA InstantScouting/National Mock Drafts - Preseason 1st Tm. AA STATS - Preseason 2nd Tm. AA College Sports Madness - Preseason 2nd Tm. AA College Sports Madness - Preseason 2nd Tm. All-OVC adidas® OVC Offensive Player of the Week - 10/2	Jonathan Jackson - LB College Sports Madness - Preseason All-OVC 2nd Tm.	Tony Mays II - OL College Sports Madness - Preseason All-OVC 2nd Tm.
Mareio McGraw - RB adidas® OVC Newcomer of the Week - 10/15	Toby Omli - DB College Sports Madness - Preseason All-OVC 2nd Tm.	Marquez Sanford - DB College Sports Madness - Preseason All-OVC 2nd Tm.
Landon Stratton - P College Sports Madness - Preseason All-OVC 2nd Tm.	Bishop Woods - DL College Sports Madness - Preseason All-OVC 2nd Tm.	

2016 MURRAY STATE RED ZONE SCORING

	Times	Times	Total	-----Failed to score inside RZ -----									
	In RZ	Scored	Pts	TDs	Rush TDs	Pass TDs	FGs Made	FGA	Downs	Int	Fumb	Half	Game
ILL	1	1	3	0	0	0	1	0	0	0	0	0	0
MOST	5	4	15	1	0	1	3	0	0	0	1	0	0
SIU	3	2	10	1	0	1	1	0	1	0	0	0	0
SEMO	3	1	6	1	1	0	0	2	1	0	1	0	0
AP	8	6	42	6	1	5	0	0	0	1	1	0	0
UTM	2	1	7	1	0	1	0	0	1	0	0	0	0
EIU													
TSU													
EKU													
JSU													
TTU													
Totals	22	15	83	10	2	8	5	2	2	1	2	0	0
15-of-22 (68.2%)													

2016 OPPONENT RED ZONE SCORING

	Times	Times	Total	-----Failed to score inside RZ -----									
	In RZ	Scored	Pts	TDs	Rush TDs	Pass TDs	FGs Made	FGA	Downs	Int	Fumb	Half	Game
ILL	4	3	21	3	2	1	0	0	0	0	0	1	0
MOST	4	2	15	2	1	1	0	1	1	0	0	0	0
SIU	4	4	24	3	1	2	1	0	0	0	0	0	0
SEMO	4	2	14	2	0	2	0	0	0	0	1	1	0
AP	2	1	7	1	1	0	0	0	1	0	0	0	0
UTM	4	4	20	2	0	2	2	0	0	0	0	0	0
EIU													
TSU													
EKU													
JSU													
TTU													
Totals	22	16	101	13	5	8	3	1	2	0	1	2	0
16-of-22 (72.7%)													

2016 SEASON/CAREER STATS

	SEASON								CAREER											
Rushing	gp	att	gain	loss	net	avg	td	lg	avg/g	gp	att	gain	loss	net	avg	td	lg	avg/g		
MCGRAW, Mareio	6	36	305	8	297	8.2	2	68	49.5	6	36	305	8	297	8.2	2	68	49.5		
JOHNSON, Demetri	5	63	170	29	141	2.2	0	18	28.2	28	63	170	29	141	2.2	0	18	5.0		
GORDON, Trae	6	16	31	1	30	1.9	0	11	5.0	9	16	31	1	30	1.9	0	11	3.3		
BLACKBURN, Jess	6	4	20	1	19	4.8	0	12	3.2	39	8	56	10	46	5.8	0	31	1.2		
DODSON, Mark	1	4	16	0	16	4.0	0	12	16.0	1	4	16	0	16	4.0	0	12	16.0		
HARTZ, Houston	4	1	6	0	6	6.0	0	6	1.5	6	1	6	0	6	6.0	0	6	1.0		
GRAY, Tyre	6	2	2	0	2	1.0	1	1	0.3	6	2	2	0	2	1.0	1	1	0.3		
STULTS, Mitch	6	1	1	0	1	1.0	0	1	0.2	31	1	1	0	1	1.0	0	1	0.0		
GAINEY, L.J.	6	3	3	9	-6	-2.0	0	2	-1.0	6	3	3	9	-6	-2.0	0	2	-1.0		
BIRSE, Cameron	2	6	5	29	-24	-4.0	0	5	-12.0	2	6	5	29	-24	-4.0	0	5	-12.0		
TEAM	3	4	0	28	-28	-7.0	0	0	-9.3											
HUMPHRIES, KD	5	39	68	110	-42	-1.1	1	10	-8.4	33	238	756	517	239	1.0	12	24	7.2		
Total	6	179	627	215	412	2.3	4	68	68.7											
Opponents	6	264	1306	144	1162	4.4	9	56	193.7											
Passing	gp	effic	comp	att	int	pct	yds	td	lg	avg/g	gp	effic	comp	att	int	pct	yds	td	lg	avg/g
HUMPHRIES, KD	5	136.54	148	221	7	67.0	1565	11	81	313.0	33	137.63	805	1237	26	65.1	8907	61	81	269.9
BIRSE, Cameron	2	110.79	17	32	2	53.1	228	1	64	114.0	2	110.79	17	32	2	53.1	228	1	64	114.0
HARTZ, Houston	4	-75.20	1	2	1	50.0	-6	0	0	-1.5	6	-8.40	2	4	1	50.0	-4	0	2	-0.7
BLACKBURN, Jess	6	91.60	1	1	0	100.	-1	0	0	-0.2	39	21.00	2	4	1	50.0	10	0	11	0.3
Total	6	131.49	167	256	10	65.2	1786	12	81	297.7										
Opponents	6	143.71	121	206	3	58.7	1566	15	75	261.0										
Receiving	gp	no.	yds	avg	td	lg	avg/g	gp	no.	yds	avg	td	lg	avg/g						
GANDY, Jordon	6	36	516	14.3	7	64	86.0	24	44	651	14.8	9	64	27.1						
BLACKBURN, Jess	6	26	352	13.5	2	81	58.7	39	142	1710	12.0	10	81	43.8						
STULTS, Mitch	6	22	143	6.5	1	27	23.8	31	48	363	7.6	1	33	11.7						
JOHNSON, Demetri	5	21	230	11.0	1	67	46.0	28	21	230	11.0	1	67	8.2						
GOLSON, Malik	6	16	116	7.2	0	30	19.3	6	16	116	7.2	0	30	19.3						
MOSS, Jonathan	6	13	165	12.7	1	33	27.5	6	13	165	12.7	1	33	27.5						
GAINEY, L.J.	6	11	55	5.0	0	18	9.2	6	11	55	5.0	0	18	9.2						
MCGRAW, Mareio	6	8	110	13.8	0	67	18.3	6	8	110	13.8	0	67	18.3						
FEGGINS, Jensen	6	5	54	10.8	0	19	9.0	6	5	54	10.8	0	19	9.0						
GRAY, Tyre	6	4	25	6.2	0	8	4.2	6	4	25	6.2	0	8	4.2						
GORDON, Trae	6	2	0	0.0	0	6	0.0	9	2	0	0.0	0	6	0.0						
TAYLOR, Sterling	6	1	16	16.0	0	16	2.7	6	1	16	16.0	0	16	2.7						
PERKINS, Rajai	6	1	5	5.0	0	5	0.8	6	1	5	5.0	0	5	0.8						
BIRSE, Cameron	2	1	-1	-1.0	0	0	-0.5	2	1	-1	-1.0	0	0	-0.5						
Total	6	167	1786	10.7	12	81	297.7													
Opponents	6	121	1566	12.9	15	75	261.0													
Total Offense	g	plays	rush	pass	total	avg/g	g	plays	rush	pass	total	avg/g								
HUMPHRIES, KD	5	260	-42	1565	1523	304.6	33	1475	239	8907	9146	277.2								
MCGRAW, Mareio	6	36	297	0	297	49.5	6	36	297	0	297	49.5								
BIRSE, Cameron	2	38	-24	228	204	102.0	2	38	-24	228	204	102.0								
JOHNSON, Demetri	5	63	141	0	141	28.2	28	63	141	0	141	5.0								
GORDON, Trae	6	16	30	0	30	5.0	9	16	30	0	30	3.3								
BLACKBURN, Jess	6	5	19	-1	18	3.0	39	12	46	10	56	1.4								
DODSON, Mark	1	4	16	0	16	16.0	1	4	16	0	16	16.0								
GRAY, Tyre	6	2	2	0	2	0.3	6	2	2	0	2	0.3								
STULTS, Mitch	6	1	1	0	1	0.2	31	1	1	0	1	0.0								
HARTZ, Houston	4	3	6	-6	0	0.0	6	5	6	-4	2	0.3								
GAINEY, L.J.	6	3	-6	0	-6	-1.0	6	3	-6	0	-6	-1.0								
TEAM	3	4	-28	0	-28	-9.3														
Total	6	435	412	1786	2198	366.3														
Opponents	6	470	1162	1566	2728	454.7														

2016 SEASON/CAREER STATS

	SEASON							CAREER								
	td	fg	PAT			dxp	saf	pts	td	fg	PAT			dxp	saf	pts
Scoring			kick	rush	rcv	pass				kick	rush	rcv	pass	dxp	saf	pts
GANDY, Jordon	7	-	-	-	-	-	-	-	42	9	-	-	-	-	-	54
MITCHELL, Connor	-	8-12	14-14	-	-	-	-	-	38	-	17-26	38-39	-	-	-	89
MCGRAW, Mareio	2	-	-	-	-	-	-	-	12	2	-	-	-	-	-	12
BLACKBURN, Jess	2	-	-	-	-	-	-	-	12	10	-	-	-	-	-	60
JOHNSON, Demetri	1	-	-	-	-	-	-	-	6	1	-	-	-	-	-	6
GRAY, Tyre	1	-	-	-	-	-	-	-	6	1	-	-	-	-	-	6
STULTS, Mitch	1	-	-	0-1	-	-	-	-	6	1	-	0-1	-	-	-	6
HUMPHRIES, KD	1	-	-	-	-	-	-	-	6	12	-	0-1	-	0-2	-	72
MOSS, Jonathan	1	-	-	-	-	-	-	-	6	1	-	-	-	-	-	6
STRATTON, Lando	-	-	-	-	-	0-1	-	-	0	-	-	-	-	0-1	-	0
Total	16	8-12	14-14	0-1	-	0-1	-	-	134							
Opponents	26	7-11	21-24	2-2	-	-	-	-	202							

Punt Returns	no.	yds	avg	td	lg	no.	yds	avg	td	lg
GOLSON, Malik	5	25	5.0	0	23	5	25	5.0	0	23
BLACKBURN, Jess	4	26	6.5	0	13	4	26	6.5	0	13
Total	9	51	5.7	0	23					
Opponents	12	62	5.2	0	23					

Kick Returns	no.	yds	avg	td	lg	no.	yds	avg	td	lg
GOLSON, Malik	8	149	18.6	0	40	8	149	18.6	0	40
SANFORD, Marque	5	107	21.4	0	37	5	107	21.4	0	37
JOHNSON, Demetri	4	68	17.0	0	23	4	68	17.0	0	23
WADE, D'Montre	3	49	16.3	0	19	3	61	20.3	0	19
MCGRAW, Mareio	3	57	19.0	0	27	3	57	19.0	0	27
OWENS, Silas	1	4	4.0	0	4	1	4	4.0	0	4
Total	24	434	18.1	0	40					
Opponents	18	510	28.3	1	98					

Interceptions	no.	yds	avg	td	lg	no.	yds	avg	td	lg
FOSTER, Isaiah	1	17	17.0	0	17	1	17	17.0	0	17
WADE, D'Montre	1	4	4.0	0	4	2	4	2.0	0	4
BOONE, Dylan	1	0	0.0	0	0	1	0	0.0	0	0
Total	3	21	7.0	0	17					
Opponents	10	49	4.9	1	36					

Fumble Returns	no.	yds	avg	td	lg	no.	yds	avg	td	lg
BOONE, Dylan	1	20	20.0	0	20	2	80	40.0	1	60
Total	1	20	20.0	0	20					
Opponents	0	0	0.0	0	0					

2016 SEASON/CAREER STATS

	SEASON								CAREER							
	g	rush	rcv	pr	kr	ir	total	avg/g	g	rush	rcv	pr	kr	ir	total	avg/g
All Purpose	g	rush	rcv	pr	kr	ir	total	avg/g	g	rush	rcv	pr	kr	ir	total	avg/g
GANDY, Jord	6	0	516	0	0	0	516	86.0	24	0	651	0	0	0	651	27.1
MCGRAW, M	6	297	110	0	57	0	464	77.3	6	297	110	0	57	0	464	77.3
JOHNSON, D	5	141	230	0	68	0	439	87.8	28	141	230	0	68	0	439	15.7
BLACKBURN, Ma	6	19	352	26	0	0	397	66.2	39	46	1710	26	151	0	1933	49.6
GOLSON, Ma	6	0	116	25	149	0	290	48.3	6	0	116	25	149	0	290	48.3
MOSS, Jonat	6	0	165	0	0	0	165	27.5	6	0	165	0	0	0	165	27.5
STULTS, Mitc	6	1	143	0	0	0	144	24.0	31	1	363	0	0	0	364	11.7
SANFORD, M	6	0	0	0	107	0	107	17.8	17	0	0	0	107	46	153	9.0
FEGGINS, Je	6	0	54	0	0	0	54	9.0	6	0	54	0	0	0	54	9.0
WADE, D'Mo	6	0	0	0	49	4	53	8.8	26	0	0	0	61	4	65	2.5
GAINEY, L.J.	6	-6	55	0	0	0	49	8.2	6	-6	55	0	0	0	49	8.2
GORDON, Tr	6	30	0	0	0	0	30	5.0	9	30	0	0	0	0	30	3.3
GRAY, Tyre	6	2	25	0	0	0	27	4.5	6	2	25	0	0	0	27	4.5
FOSTER, Isai	6	0	0	0	0	17	17	2.8	6	0	0	0	0	17	17	2.8
TAYLOR, Ster	6	0	16	0	0	0	16	2.7	6	0	16	0	0	0	16	2.7
DODSON, Ma	1	16	0	0	0	0	16	16.0	1	16	0	0	0	0	16	16.0
HARTZ, Hous	4	6	0	0	0	0	6	1.5	6	6	0	0	0	0	6	1.0
PERKINS, Ra	6	0	5	0	0	0	5	0.8	6	0	5	0	0	0	5	0.8
OWENS, Sila	6	0	0	0	4	0	4	0.7	17	0	0	0	4	0	4	0.2
BIRSE, Came	2	-24	-1	0	0	0	-25	-12.5	2	-24	-1	0	0	0	-25	-12.5
TEAM	3	-28	0	0	0	0	-28	-9.3								
HUMPHRIES,	5	-42	0	0	0	0	-42	-8.4	33	239	9	0	0	0	248	7.5
Total	6	412	1786	51	434	21	2704	450.7								
Opponents	6	1162	1566	62	510	49	3349	558.2								

	att	good	long	blkd	att	good	long	blkd
Field Goals								
MITCHELL, Connor	12	8	50	0	26	17	50	0
Total	12	8	50	0				
Opponents	11	7	48	1				

	no.	yds	avg	lg	blk	no.	yds	avg	lg	blk
Punting										
STRATTON, Landon	37	160	43.4	78	0	99	4208	42.5	78	0
Total	37	160	43.4	78	0					
Opponents	33	128	39.0	55	0					

	no.	yds	avg	tb	ob	no.	yds	avg	tb	ob
Kickoffs										
SAPPINGTON, Jam	17	108	63.8	5	0	17	1085	63.8	5	0
MITCHELL, Connor	10	542	54.2	2	1	44	2496	56.7	4	3
Total	27	162	60.3	7	1					
Opponents	38	228	60.2	11	1					

2016 SEASON/CAREER STATS

##	Defensive Leaders	SEASON										CAREER											
		gp	ua	a	total	tfl	sack	int	pb	fr	ff	blk	gp	ua	a	total	tfl	sack	int	pb	fr	ff	blk
21	WADE, Zachary	5	17	24	4	1.0	.	.	.	2	.	5	17	24	41	1.0	.	.	.	2	.	.	
22	BOONE, Dylan	5	23	17	4	1.0	.	1	2	1	.	28	63	33	96	3.5	0.5	1	4	2	.	.	
31	RODRIGUEZ, Sea	6	18	21	3	1.0	6	18	21	39	1.0	
9	CRITTENDON, La	6	12	26	3	5.5	1.	.	.	.	1	29	26	40	66	6.5	1.0	1	
4	JACKSON, Jonath	6	20	18	3	4.5	2.	.	2	2	.	36	13	14	276	20.5	6.0	.	4	1	3	.	
25	PAIGE, Marico	6	18	16	3	2.5	1.	.	.	1	2	6	18	16	34	2.5	1.5	.	.	1	2	.	
24	OMLI, Toby	6	17	17	3	2.0	1.	.	.	1	.	13	41	42	83	2.5	1.0	.	1	.	1	.	
17	FOSTER, Isaiah	6	13	14	2	1.5	.	1	2	1	.	6	13	14	27	1.5	.	1	2	.	1	.	
6	SANFORD, Marqu	6	15	8	2	1.0	1.	.	7	.	.	17	48	25	73	2.0	1.0	2	1	.	1	.	
5	WADE, D'Montre	6	14	7	2	0.0	.	1	1	.	.	26	73	41	114	1.5	0.5	2	2	.	.	.	
13	WILLIAMS, Quincy	5	7	14	2	1.0	16	25	27	52	4.0	.	.	1	1	.	.	
8	SHIPLEY, Zach	6	9	10	1	0.0	.	.	1	.	.	29	17	14	31	0.0	.	.	1	.	.	.	
91	WOODS, Bishop	4	9	7	1	3.0	1.	25	42	56	98	12.0	2.5	.	.	2	1	.	
46	OWENS, Silas	6	4	8	1	2.0	1.	.	.	1	.	17	6	9	15	2.5	2.0	.	.	1	.	.	
32	ELRINGTON, Zuri	6	6	6	1	4.0	3.	.	.	1	.	13	8	11	19	4.0	3.0	.	.	.	1	.	
98	TILLMAN, Korey	6	.	8	8	0.0	6	.	8	8	0.0	
34	WALTON, Nigel	6	6	2	8	0.0	.	.	1	.	.	6	6	2	8	0.0	.	.	1	.	.	.	
95	QUINN, Troy-Wayn	6	4	4	8	1.0	1.	6	4	4	8	1.0	1.0	
99	JOHNSON, Rasha	6	3	4	7	1.5	17	5	7	12	1.5	
36	WHITT, D'Vaughn	6	3	3	6	0.5	6	3	3	6	0.5	
90	NALLS, Dee	5	1	4	5	0.0	.	.	.	1	.	5	1	4	5	0.0	.	.	.	1	.	.	
54	STAHL, Chris	5	.	5	5	0.0	5	.	5	5	0.0	
27	WILLARD, Greg	6	4	1	5	0.0	23	5	5	10	0.0	
84	PERKINS, Rajai	6	1	3	4	0.0	6	1	3	4	0.0	
38	SAPPINGTON, Ja	3	2	2	4	0.0	3	2	2	4	0.0	
20	MCGRAW, Mareio	6	2	1	3	0.0	6	2	1	3	0.0	
16	GANDY, Jordon	6	1	1	2	0.0	24	2	1	3	0.0	
26	JOHNSON, Demetr	5	2	.	2	0.0	28	20	8	28	0.0	.	.	.	1	.	.	
45	SHAW, Derrick	6	1	1	2	0.0	6	1	1	2	0.0	
1	GOLSON, Malik	6	1	.	1	0.0	.	.	.	1	.	6	1	.	1	0.0	1	.	
42	TYLER, Jordan	6	1	.	1	0.0	6	1	.	1	0.0	
49	BOLING, Chase	6	.	1	1	0.0	14	.	2	2	0.0	
89	MOSS, Jonathan	6	1	.	1	0.0	6	1	.	1	0.0	
71	BANKS, Noah	5	1	.	1	0.0	5	1	.	1	0.0	
40	DREWERY, Wes	6	1	.	1	0.0	17	2	.	2	0.0	
39	DAVIS, Andre	2	.	1	1	0.0	2	.	1	1	0.0	
41	MITCHELL, Conno	6	1	.	1	0.0	15	1	.	1	0.0	
80	TAYLOR, Sterling	6	1	.	1	0.0	6	1	.	1	0.0	
47	ADAMS, Robert	6	.	1	1	0.0	6	.	1	1	0.0	
Total		6	23	25	49	33	13	3	2	6	8	1											
Opponents		6	24	20	45	58	22	10	1	5	4												

INDIVIDUAL CAREER HIGHS

#2 • KD Humphries • R-Sr. • QB

Pass Attempts.....	62 (TTU, 10/4/14)
Pass Completions.....	49 (APSU, 10/1/16)
Interceptions.....	3 (3 Times)
Pass TDs.....	6 (SEMO, 10/11/14)
Pass Yards.....	491 (TTU, 10/4/14)
Rush Attempts.....	16 (TSU, 11/22/14)
Rush TDs.....	2 (4 Times)
Rush Yards.....	55 (KWC, 10/25/14)

#4 • Jonathan Jackson • Sr. • LB

Tackles.....	19 (Twice)
Tackles-For-Loss.....	2.0 (Twice)
Sacks.....	2.0 (ILL, 9/3/16)
Fumbles Forced.....	1 (TTU, 9/26/15)
Fumbles Recovered.....	1 (UKY, 8/28/14)
QB Hurries.....	2 (UTM, 10/24/15)
Pass Breakups.....	2 (SEMO, 9/24/16)

#5 • D'Montre Wade • R-Jr. • DB

Tackles.....	12 (UTM, 11/1/14)
Tackles-For-Loss.....	1.0 (LOU, 9/6/14)
Sacks.....	0.5 (EKU, 11/14/15)
Interceptions.....	1 (Twice)
QB Hurries.....	2 (UTM, 10/24/15)
Pass Breakups.....	5 (SIU, 9/17/16)

#6 • Marquez Sanford • So. • DB

Tackles.....	9 (WMU, 9/19/15)
Tackles-For-Loss.....	1.0 (Twice)
Interceptions.....	1 (Twice)
Sacks.....	1.0 (APSU, 10/1/16)
Pass Breakups.....	4 (UTM, 10/14/16)
Fumbles Forced.....	1 (JSU, 11/21/15)
Touchdowns.....	1 (EIU, 10/31/15)

#8 • Zach Shipley • R-Jr. • DB

Tackles.....	4 (EIU, 10/31/15)
Pass Breakups.....	1 (UTM, 10/15/16)
QB Hurries.....	1 (SIU, 9/17/16)

#9 • Lamont Crittendon • R-Jr. • LB

Tackles.....	12 (MOST, 9/10/16)
Tackles-For-Loss.....	3.0 (MOST, 9/10/16)
Sacks.....	1.0 (SEMO, 9/24/16)
Blocked Kicks.....	1 (MOST, 9/10/16)
QB Hurries.....	2 (UTM, 10/24/15)

#12 • Mitch Stults • Sr. • WR

Receptions.....	7 (Twice)
Receiving Yards.....	61 (APSU, 10/1/16)
Touchdowns.....	1 (APSU, 10/1/16)

#13 • Quincy Williams • R-So. • LB

Tackles.....	8 (EKU, 11/14/15)
Tackles-For-Loss.....	2.0 (EIU, 10/31/15)
Fumbles Recovered.....	1 (EKU, 11/14/15)
Pass Breakups.....	1 (EKU, 11/14/15)

QB Hurries.....	2 (ILL, 9/3/16)
-----------------	-----------------

#16 • Jordan Gandy • Jr. • WR

Receptions.....	13 (APSU, 10/1/16)
Receiving Yards.....	147 (APSU, 10/1/16)
Receiving TDs.....	3 (APSU, 10/1/16)

#22 • Dylan Boone • Jr. • DB

Tackles.....	10 (Twice)
Tackles-For-Loss.....	1.0 (3 Times)
Sacks.....	0.5 JSU (1/21/15)
Interceptions.....	1 (SEMO, 9/24/16)
Fumbles Recovered.....	1 (Twice)
Pass Breakup.....	1 (4 Times)
Touchdowns.....	1 (NIU, 9/12/15)

#24 • Toby Omli • Sr. • DB

Tackles.....	15 (WMU, 9/19/15)
Tackles-For-Loss.....	1.0 (Twice)
Sacks.....	1.0 (MOST, 9/10/16)
Forced Fumble.....	1 (SIU, 9/17/16)
Pass Breakup.....	1 (NIU, 9/12/15)

#26 • Demetric Johnson • R-Jr. • RB

Rush Attempts.....	19 (MOST, 9/10/16)
Rush Yards.....	68 (MOST, 9/10/16)
Receptions.....	7 (MOST, 9/10/16)
Receiving Yards.....	77 (MOST, 9/10/16)
Fumbles Recovered.....	1 (WMU, 9/19/15)

#27 • Greg Willard • Jr. • DB

Tackles.....	2 (Twice)
QB Hurries.....	1 (SEMO, 9/24/16)

#32 • Zuri Elrington • Sr. • DL

Tackles.....	4 (SEMO, 9/24/16)
Tackles-For-Loss.....	2.0 (SEMO, 9/24/16)
Sacks.....	2.0 (SEMO, 9/24/16)
QB Hurries.....	1 (MOST, 9/10/16)
Forced Fumbles.....	1 (SEMO, 9/24/16)

#37 • Landon Stratton • R-So. • P

Punts.....	9 (SEMO, 9/24/16)
Punt Yards.....	404 (SEMO, 9/24/16)
Punt Average.....	49.4 (SIU, 9/17/16)
Longest Punt.....	78 (SIU, 9/17/16)
Touchbacks.....	3 (EIU, 10/31/15)
Punts Inside 20.....	4 (JSU, 11/21/15)

#41 • Connor Mitchell • R-Sr. • K

Kickoffs.....	7 (Twice)
Touchbacks.....	2 (MOST, 9/10/16)
PATs Made.....	6 (UTM, 10/24/15)
Field Goals Made.....	3 (MOST, 9/10/16)
Long Field Goal.....	50 (UTM, 10/15/16)

#85 • Jesse Blackburn • Sr. • WR

Receptions.....	10 (TSU, 11/7/15)
Receiving Yards.....	170 (EKU, 11/23/13)

INDIVIDUAL CAREER HIGHS

Receiving TDs 2 (3 Times)

#91 ▪ Bishop Woods ▪ Jr. ▪ DL

Tackles 10 (Twice)

Tackles-For-Loss 2.0 (3 Times)

Sacks 1.0 (Twice)

Forced Fumbles 1 (EKU, 11/14/15)

Fumbles Recovered 1 (Twice)

QB Hurries 2 (TTU, 9/26/15)

#94 ▪ Silas Owens ▪ So. ▪ DL

Tackles 4 (SEMO, 9/24/16)

Tackles-For-Loss 1.0 (Twice)

Sacks 1.0 (APSU, 10/1/16)

QB Hurries 1 (Twice)

Fumbles Recovered 1 (APSU, 10/1/16)

#99 ▪ Rashad Johnson ▪ So. ▪ DL

Tackles 2 (3 Times)

Tackles-For-Loss 0.5 (UTM, 10/15/16)

QB Hurries 1 (UTM, 10/15/16)

2016 MURRAY STATE COACHING STAFF



MITCH STEWART
Head Coach
2nd Season



CHRIS BOONE
Defensive Coordinator
2nd Season



JAKE JOHNSON
Linebackers/ST Coord.
1st Season



GORDON STEELE
Off. Line/Run Game Coord.
3rd Season



SEAN DAWKINS
Running Backs/Co-Run Game
5th Season



CASEY BROCKMAN
Wide Receivers
3rd Season



KEVIN PARK
Linebackers
1st Season



CORICO WRIGHT
Cornerbacks
1st Season



STEVE ADAMS
Dir. of Rec. & Player Personnel
7th Season



CRAIG SWIETON
Strength & Conditioning
6th Season



CARSON HUNTER
Defensive Quality Control
1st Season



DREW BURNHAM
Offensive Quality Control
2nd Season



GARRETT SCHWETTMAN
Spec. Tms. Qual. Control
1st Season



NICK KNIGHT
Defensive Graduate Asst.
1st Season



HARRIS BIVIN
Offensive Graduate Asst.
1st Season



MIKE IVEN
Video Coordinator
1st Season



FULTON HART
Athletic Trainer
10th Season



DALVIN JONES
Equipment Manger
2nd Season



TAMRA GARRISON
Administrative Asst.
10th Season



BO RYDECKI
S&C Student Assistant
2nd Season

2016 MURRAY STATE DEFENSE




JONATHAN JACKSON

LB • 5-11 • 211 • Sr.
Mayfield, Ky.




D'MONTRE WADE

DB • 6-0 • 192 • R-Jr.
Columbia, Tenn.



MARQUEZ SANFORD

DB • 5-11 • 170 • So.
Macon, Ga.



ZACH SHIPLEY

DB • 5-10 • 178 • R-Jr.
Madisonville, Ky.



LAMONT CRITTENDON

LB • 5-10 • 235 • Jr.
Decatur, Ala.



QUINCY WILLIAMS

LB • 6-0 • 215 • R-So.
Birmingham, Ala.



ISAIAH FOSTER

DB • 6-2 • 175 • Jr.
Pacoima, Calif.



ZACHARY WADE

DB • 5-11 • 193 • R-Jr.
Newport Beach, Calif.



DYLAN BOONE

DB • 5-11 • 193 • Jr.
Murray, Ky.




MARCUS MEREDITH

DB • 5-11 • 193 • R-Jr.
San Clemente, Calif.



TOBY OMLI

DB • 6-0 • 200 • Sr.
Brookville, Kan.




MARICO PAIGE

LB • 6-1 • 220 • Jr.
Wesson, Miss.



GREG WILLARD

DB • 5-9 • 170 • Jr.
Decatur, Ala.



SEAN MOORE

DB • 5-10 • 170 • Fr.
Davie, Fla.



TYLER GRAY

DB • 5-11 • 155 • Fr.
Columbia, Mo.



SEAN RODRIGUEZ

LB • 6-0 • 210 • Jr.
Nickerson, Kan.



ZURI ELRINGTON

DL • 6-3 • 265 • Sr.
Los Angeles, Calif.




NIGEL WALTON

DB • 6-0 • 170 • Fr.
Atlanta, Ga.



D'VAUGHN WHITT

DB • 5-10 • 170 • Fr.
Clarksville, Tenn.



ANDRE DAVIS

DB • 5-11 • 175 • Fr.
Lexington, Ky.

2016 MURRAY STATE DEFENSE



42

JORDAN TYLER

LB • 6-0 • 221 • R-So.
Paducah, Ky.



43

JOHN WELSH

DB • 5-10 • 168 • R-So.
Paducah, Ky.



44

JOSH MALONE


DB • 5-11 • 185 • Fr.
Memphis, Tenn.



45

DERRICK SHAW

LB • 6-1 • 240 • Fr.
Alabaster, Ala.



46

ERNEST KENTY

DB • 6-2 • 205 • Fr.
Birmingham, Ala.



47

ROBERT ADAMS

LB • 6-2 • 235 • Fr.
Tuscaloosa, Ala.



49

CHASE BOLING

LB • 6-2 • 235 • So.
Lexington, Ky.



50

PARIS WILSON

LB • 6-2 • 215 • Fr.
Memphis, Tenn.



53

NOLAN NICHOLS

DB • 5-11 • 215 • R-So.
Benton, Ky.



54

CHRIS STAHL


DL • 6-2 • 285 • Fr.
St. Louis, Mo.



73

MICHAEL MAGOCHY

DL • 6-4 • 220 • Fr.
Franklin, Tenn.



90

DEE NALLS

DL • 6-4 • 305 • Jr.
Fayette, Ala.



91

BISHOP WOODS

DL • 6-2 • 253 • Jr.
Atlanta, Ga.



92

QUINDARIUS COLES


DL • 6-4 • 250 • Fr.
Bessemer, Ala.



94

SILAS OWENS

DL • 6-4 • 240 • So.
New Market, Ala.



95

TROY-WAYNE QUINN

DL • 6-1 • 245 • Jr.
Prattville, Ala.



96

GRIFFIN MARTIN

DL • 6-4 • 250 • R-Fr.
Elba, Ala.



97

RYAN DUVALL


DL • 6-5 • 225 • R-So.
Owensboro, Ky.



98

KOREY TILLMAN

DL • 6-4 • 270 • Fr.
New Orleans, La.



99

RASHAD JOHNSON

DL • 6-1 • 270 • So.
Barnesville, Ga.

2016 MURRAY STATE OFFENSE



1

**MALIK
GOLSON**

WR ■ 5-9 ■ 180 ■ R-Sr.
San Diego, Calif.



2

**KD
HUMPHRIES**


QB ■ 6-3 ■ 225 ■ R-Sr.
Montgomery, Ala.



3

**L.J.
GAINNEY**

WR ■ 5-11 ■ 187 ■ Jr.
Snellville, Ga.



7

**MARK
DODSON**

DB ■ 5-11 ■ 170 ■ So.
Memphis, Tenn.



8

**NATE
EMBRY**


QB ■ 6-4 ■ 220 ■ Fr.
Madisonville, Ky.



12

**MITCH
STULTS**

WR ■ 5-9 ■ 175 ■ Sr.
Hamilton, Ala.



13

**BRENDAN
BOGNAR**

QB ■ 6-6 ■ 225 ■ R-Fr.
St. Louis, Mo.



14

**CAMERON
BIRSE**

QB ■ 6-2 ■ 235 ■ R.-Jr.
Danville, Calif



15

**TYRE
GRAY**

WR ■ 5-10 ■ 170 ■ Fr.
Alexander City, Ala.



16

**JORDON
GANDY**


WR ■ 6-4 ■ 210 ■ Jr.
Athens, Ala.



18

**ELI
OLTEAN**

QB ■ 6-2 ■ 190 ■ Fr.
St. Joseph, Ill.



19

**HOUSTON
HARTZ**

QB ■ 6-2 ■ 195 ■ R-So.
Owensboro, Ky.



20

**MAREIO
MCGRAW**

WR ■ 6-0 ■ 180 ■ Fr.
Nashville, Tenn.



26

**DEMETRIC
JOHNSON**

RB ■ 6-0 ■ 185 ■ R-Jr.
South Pittsburg, Tenn.



28

**NICK
COLLINS**

WR ■ 5-7 ■ 185 ■ Fr.
Columbia, Mo.



30

**TRAE
GORDON**

RB ■ 5-9 ■ 185 ■ So.
Louisville, Ky.



33

**ETHON
FELTON**

RB ■ 6-0 ■ 217 ■ R-So.
Muscle Shoals, Ala.



35

**DREW
RUTLAND**

WR ■ 6-5 ■ 215 ■ So.
Memphis, Tenn.



48

**DRAKE
VANHOOSER**

RB ■ 6-0 ■ 240 ■ R-Fr.
Princeton, Ky.



51

**RYAN
RAINEY**

OL ■ 6-1 ■ 295 ■ R-Jr.
Saucier, Miss.

2016 MURRAY STATE OFFENSE



**KWAN
STALLWORTH**
OL ■ 6-4 ■ 295 ■ So.
Lithonia, Ga.



**AUSTIN
HOGANCAMP**
OL ■ 6-3 ■ 250 ■ Fr.
North Sutton, N.H.



**BRANT
NEWMAN**
OL ■ 6-2 ■ 286 ■ R-Fr.
Germantown, Tenn.



**DANTE
DARCUS**
OL ■ 6-1 ■ 265 ■ R-Fr.
Murray, Ky.




**NATE
WILKINSON**
OL ■ 6-3 ■ 290 ■ Fr.
Franklin, Tenn.



**TONY
MAYS II**
OL ■ 6-4 ■ 305 ■ R-Sr.
Memphis, Tenn.



**LEIGHTON
COLBY**
OL ■ 6-1 ■ 255 ■ R-Fr.
Murfreesboro, Tenn.



**CHRIS
WHITE**
OL ■ 6-3 ■ 310 ■ So.
Daphne, Ala.



**JACE
BRAGG**
OL ■ 6-3 ■ 275 ■ R-Fr.
Baton Rouge, La.



**NOAH
BANKS**
OL ■ 6-8 ■ 310 ■ R-Fr.
Pensacola, Fla.



**STEVEN
CLEMMONS**
OL ■ 6-4 ■ 295 ■ Fr.
Lewisburg, Tenn.



**CAM
CARTER**
OL ■ 6-6 ■ 280 ■ Fr.
Adamsville, Ala.



**INGRAM
TILLARD**
OL ■ 6-5 ■ 330 ■ Jr.
Germantown, Tenn.



**JOE
IRBY**
OL ■ 6-4 ■ 297 ■ Jr.
Nashville, Tenn.



**STERLING
TAYLOR**
WR ■ 6-0 ■ 190 ■ R-Jr.
Morrow, Ga.



**CALEB
SHEFFER**
WR ■ 6-4 ■ 200 ■ R-Fr.
Hodgenville, Ky.



**SYLVAUGHN
TURNER**
WR ■ 6-2 ■ 170 ■ Fr.
Athens, Ala.




**RAJAI
PERKINS**
WR ■ 6-0 ■ 187 ■ Fr.
St. Louis, Mo.



**JEEESE
BLACKBURN**
WR ■ 6-3 ■ 240 ■ Sr.
Gardendale, Ala.



**JENSEN
FEGGINS**
WR ■ 6-2 ■ 200 ■ R-Fr.
Bowling Green, Ky.



**JONATHAN
MOSS**
WR ■ 6-0 ■ 165 ■ Fr.
Madison, Ala.



**WYATT
DAWSON**
OL ■ 5-11 ■ 266 ■ R-Fr.
Duck, W. Va.

2016 MURRAY STATE SPECIALISTS



**LANDON
STRATTON**

P ■ 6-0 ■ 180 ■ R-So.
Russelville, Ky.



**JAMES
SAPPINGTON**

K/P ■ 6-5 ■ 220 ■ Fr.
Peculiar, Mo.



**WES
DREWERY**

LS ■ 6-3 ■ 230 ■ R-So.
Franklin, Tenn.



**CONNOR
MITCHELL**

K ■ 6-2 ■ 200 ■ R-Sr.
Franklin, Tenn.



**KEENAN
LAUTNER**

P ■ 5-11 ■ 185 ■ Fr.
Lynnville, Ind.



**HECTOR
GARCIA**

K ■ 6-1 ■ 215 ■ R-Fr.
Sedalia, Ky.

2016 TEAM STATS

Team Statistics	MUR	OPP
SCORING	134	202
Points Per Game	22.3	33.7
Points Off Turnovers	50	33
FIRST DOWNS	110	142
Rushing	21	62
Passing	71	64
Penalty	18	16
RUSHING YARDAGE	412	1162
Yards gained rushing	627	1306
Yards lost rushing	215	144
Rushing Attempts	179	264
Average Per Rush	2.3	4.4
Average Per Game	68.7	193.7
TDs Rushing	4	9
PASSING YARDAGE	1786	1566
Comp-Att-Int	167-256-10	121-206-3
Average Per Pass	7.0	7.6
Average Per Catch	10.7	12.9
Average Per Game	297.7	261.0
TDs Passing	12	15
TOTAL OFFENSE	2198	2728
Total Plays	435	470
Average Per Play	5.1	5.8
Average Per Game	366.3	454.7
KICK RETURNS: #-Yards	24-434	18-510
PUNT RETURNS: #-Yards	9-51	12-62
INT RETURNS: #-Yards	3-21	10-49
KICK RETURN AVERAGE	18.1	28.3
PUNT RETURN AVERAGE	5.7	5.2
INT RETURN AVERAGE	7.0	4.9
FUMBLES-LOST	5-5	14-6
PENALTIES-Yards	42-401	54-469
Average Per Game	66.8	78.2
PUNTS-Yards	37-1607	33-1288
Average Per Punt	43.4	39.0
Net punt average	40.7	35.7
KICKOFFS-Yards	27-1627	38-2289
Average Per Kick	60.3	60.2
Net kick average	34.9	41.6
TIME OF POSSESSION/Game	26:45	33:14
3RD-DOWN Conversions	34/105	40/97
3rd-Down Pct	32%	41%
4TH-DOWN Conversions	3/9	7/11
4th-Down Pct	33%	64%
SACKS BY-Yards	13-66	22-134
MISC YARDS	0	0
TOUCHDOWNS SCORED	16	26
FIELD GOALS-ATTEMPTS	8-12	7-11
ON-SIDE KICKS	1-3	0-1
RED-ZONE SCORES	(15-22) 68%	(16-22) 73%
RED-ZONE TOUCHDOWNS	(10-22) 45%	(13-22) 59%
PAT-ATTEMPTS	(14-14) 100%	(21-24) 88%
ATTENDANCE	19015	64511
Games/Avg Per Game	3/6338	3/21504
Neutral Site Games		0/0

Score by Quarters	1st	2nd	3rd	4th	OT	Total
Murray St.	30	48	19	37	0	134
Opponents	75	63	23	41	0	202

2016 INDIVIDUAL STATS

Rushing	g	att	gain	loss	net	avg	td	lg	avg/g
MCGRAW, Mareio	6	36	305	8	297	8.2	2	68	49.5
JOHNSON, Demetr	5	63	170	29	141	2.2	0	18	28.2
GORDON, Trae	6	16	31	1	30	1.9	0	11	5.0
BLACKBURN, Jess	6	4	20	1	19	4.8	0	12	3.2
DODSON, Mark	1	4	16	0	16	4.0	0	12	16.0
HARTZ, Houston	4	1	6	0	6	6.0	0	6	1.5
GRAY, Tyre	6	2	2	0	2	1.0	1	1	0.3
STULTS, Mitch	6	1	1	0	1	1.0	0	1	0.2
GAINEY, L.J.	6	3	3	9	-6	-2.0	0	2	-1.0
BIRSE, Cameron	2	6	5	29	-24	-4.0	0	5	-12.0
TEAM	3	4	0	28	-28	-7.0	0	0	-9.3
HUMPHRIES, KD	5	39	68	110	-42	-1.1	1	10	-8.4
Total	6	179	627	215	412	2.3	4	68	68.7
Opponents	6	264	1306	144	1162	4.4	9	56	193.7

Passing	g	effic	comp	att	in	pct	yds	td	lg	avg/g
HUMPHRIES, KD	5	136.54	148	221	7	67.0	1565	11	81	313.0
BIRSE, Cameron	2	110.79	17	32	2	53.1	228	1	64	114.0
HARTZ, Houston	4	-75.20	1	2	1	50.0	-6	0	0	-1.5
BLACKBURN, Jess	6	91.60	1	1	0	100.	-1	0	0	-0.2
Total	6	131.49	167	256	10	65.2	1786	12	81	297.7
Opponents	6	143.71	121	206	3	58.7	1566	15	75	261.0

Receiving	g	no.	yds	avg	td	lg	avg/g
GANDY, Jordon	6	36	516	14.3	7	64	86.0
BLACKBURN, Jess	6	26	352	13.5	2	81	58.7
STULTS, Mitch	6	22	143	6.5	1	27	23.8
JOHNSON, Demetr	5	21	230	11.0	1	67	46.0
GOLSON, Malik	6	16	116	7.2	0	30	19.3
MOSS, Jonathan	6	13	165	12.7	1	33	27.5
GAINEY, L.J.	6	11	55	5.0	0	18	9.2
MCGRAW, Mareio	6	8	110	13.8	0	67	18.3
FEGGINS, Jensen	6	5	54	10.8	0	19	9.0
GRAY, Tyre	6	4	25	6.2	0	8	4.2
GORDON, Trae	6	2	0	0.0	0	6	0.0
TAYLOR, Sterling	6	1	16	16.0	0	16	2.7
PERKINS, Rajai	6	1	5	5.0	0	5	0.8
BIRSE, Cameron	2	1	-1	-1.0	0	0	-0.5
Total	6	167	1786	10.7	12	81	297.7
Opponents	6	121	1566	12.9	15	75	261.0

Punt Returns	no.	yds	avg	td	lg
GOLSON, Malik	5	25	5.0	0	23
BLACKBURN, Jess	4	26	6.5	0	13
Total	9	51	5.7	0	23
Opponents	12	62	5.2	0	23

Interceptions	no.	yds	avg	td	lg
WADE, D'Montre	1	4	4.0	0	4
BOONE, Dylan	1	0	0.0	0	0
FOSTER, Isaiah	1	17	17.0	0	17
Total	3	21	7.0	0	17
Opponents	10	49	4.9	1	36

Kick Returns	no.	yds	avg	td	lg
GOLSON, Malik	8	149	18.6	0	40
SANFORD, Marqu	5	107	21.4	0	37
JOHNSON, Demetr	4	68	17.0	0	23
MCGRAW, Mareio	3	57	19.0	0	27
WADE, D'Montre	3	49	16.3	0	19
OWENS, Silas	1	4	4.0	0	4
Total	24	434	18.1	0	40
Opponents	18	510	28.3	1	98

Fumble Returns	no.	yds	avg	td	lg
BOONE, Dylan	1	20	20.0	0	20
Total	1	20	20.0	0	20
Opponents	0	0	0.0	0	0

2016 INDIVIDUAL SCORING & SPECIAL TEAMS STATS

Scoring	td	fg	PAT				dx	saf	pts
			kick	rush	rcv	pass			
GANDY, Jordon	7	-	-	-	-	-	-	-	42
MITCHELL, Conno	-	8-12	14-14	-	-	-	-	-	38
BLACKBURN, Jess	2	-	-	-	-	-	-	-	12
MCGRAW, Mareio	2	-	-	-	-	-	-	-	12
HUMPHRIES, KD	1	-	-	-	-	-	-	-	6
MOSS, Jonathan	1	-	-	-	-	-	-	-	6
GRAY, Tyre	1	-	-	-	-	-	-	-	6
JOHNSON, Demetr	1	-	-	-	-	-	-	-	6
STULTS, Mitch	1	-	-	0-1	-	-	-	-	6
STRATTON, Lando	-	-	-	-	-	0-1	-	-	0
Total	16	8-12	14-14	0-1	-	0-1	-	-	134
Opponents	26	7-11	21-24	2-2	-	-	-	-	202

Total Offense	g	plays	rush	pass	total	avg/g
HUMPHRIES, KD	5	260	-42	1565	1523	304.6
MCGRAW, Mareio	6	36	297	0	297	49.5
BIRSE, Cameron	2	38	-24	228	204	102.0
JOHNSON, Demetr	5	63	141	0	141	28.2
GORDON, Trae	6	16	30	0	30	5.0
BLACKBURN, Jess	6	5	19	-1	18	3.0
DODSON, Mark	1	4	16	0	16	16.0
GRAY, Tyre	6	2	2	0	2	0.3
STULTS, Mitch	6	1	1	0	1	0.2
HARTZ, Houston	4	3	6	-6	0	0.0
GAINEY, L.J.	6	3	-6	0	-6	-1.0
TEAM	3	4	-28	0	-28	-9.3
Total	6	435	412	1786	2198	366.3
Opponents	6	470	1162	1566	2728	454.7

Field Goals	fg	pct.	01-19	20-29	30-39	40-49	50-99	lg	blk
MITCHELL, Conno	8-12	66.7	0-0	1-1	6-8	0-1	1-2	50	0

Punting	no.	yds	avg	lg	tb	fc	i20	50+	blk
STRATTON, Lando	37	160	43.4	78	2	11	8	9	0
Total	37	160	43.4	78	2	11	8	9	0
Opponents	33	128	39.0	55	3	12	10	4	0

FG Sequence	Murray St.	Opponents
Illinois	50,(34)	(48)
Missouri St.	(31),(36),(37)	42,36
Southern Ill.	(25)	(23)
Southeast Mo. St.	32,(39),38	(44),53
Austin Peay	(39),44	(39)
UT Martin	(50)	(37),(39),41,(37)

Kickoffs	no.	yds	avg	tb	ob	retn	net yd	ln
SAPPINGTON, Ja	17	108	63.8	5	0			
MITCHELL, Conno	10	542	54.2	2	1			
Total	27	162	60.3	7	1	28.3	34.9	30
Opponents	38	228	60.2	11	1	118.1	141.6	23

Numbers in (parentheses) indicate field goal was made.

2016 DEFENSIVE STATS

#	Defensive Leaders	gp	Tackles			tfl/yds	Sacks	Pass defense			Fumbles	blkd		
			ua	a	tot		no-yds	int-yds	brup	qbh	rcv-yds	ff	kick	saf
21	WADE, Zachary	5	17	24	41	1.0-3	2-0	.	.	.
22	BOONE, Dylan	5	23	17	40	1.0-2	.	1-0	2	.	1-20	.	.	.
31	RODRIGUEZ, Sean	6	18	21	39	1.0-4
4	JACKSON, Jonathan	6	20	18	38	4.5-18	2.0-11	.	2	2	.	2	.	.
9	CRITTENDON, Lamon	6	12	26	38	5.5-17	1.0-5	.	.	1	.	.	1	.
25	PAIGE, Marico	6	18	16	34	2.5-9	1.5-7	.	.	3	1-0	2	.	.
24	OMLI, Toby	6	17	17	34	2.0-11	1.0-8	1	.	.
17	FOSTER, Isaiah	6	13	14	27	1.5-1	.	1-17	2	.	.	1	.	.
6	SANFORD, Marquez	6	15	8	23	1.0-7	1.0-7	.	7
5	WADE, D'Montre	6	14	7	21	.	.	1-4	11
13	WILLIAMS, Quincy	5	7	14	21	1.0-1	.	.	.	3
8	SHIPLEY, Zach	6	9	10	19	.	.	.	1	1
91	WOODS, Bishop	4	9	7	16	3.0-9	1.0-5
46	OWENS, Silas	6	4	8	12	2.0-5	1.5-4	.	.	.	1-0	.	.	.
32	ELRINGTON, Zuri	6	6	6	12	4.0-17	3.0-16	.	.	1	.	1	.	.
34	WALTON, Nigel	6	6	2	8	.	.	.	1
98	TILLMAN, Korey	6	.	8	8
95	QUINN, Troy-Wayne	6	4	4	8	1.0-3	1.0-3	.	.	3
99	JOHNSON, Rashad	6	3	4	7	1.5-1	.	.	.	1
36	WHITT, D'Vaughn	6	3	3	6	0.5-0
54	STAHL, Chris	5	.	5	5	1
90	NALLS, Dee	5	1	4	5	1-0	.	.	.
27	WILLARD, Greg	6	4	1	5	1
84	PERKINS, Rajai	6	1	3	4
38	SAPPINGTON, James	3	2	2	4
20	MCGRAW, Mareio	6	2	1	3
45	SHAW, Derrick	6	1	1	2
26	JOHNSON, Demetric	5	2	.	2
16	GANDY, Jordon	6	1	1	2
49	BOLING, Chase	6	.	1	1
42	TYLER, Jordan	6	1	.	1
89	MOSS, Jonathan	6	1	.	1
80	TAYLOR, Sterling	6	1	.	1
41	MITCHELL, Connor	6	1	.	1
39	DAVIS, Andre	2	.	1	1
40	DREWERY, Wes	6	1	.	1
1	GOLSON, Malik	6	1	.	1	1	.	.
47	ADAMS, Robert	6	.	1	1
71	BANKS, Noah	5	1	.	1
Total		6	239	255	494	33-108	13-66	3-21	26	17	6-20	8	1	.
Opponents		6	248	202	450	58-234	22-134	10-49	19	12	5-0	4	.	.

2016 MURRAY STATE BOX SCORES



Quickie Statistics (Final)

Murray St. vs Illinois (Sep 03, 2016 at Champaign, Ill.)

		MUR	ILL
Score		3	52
FIRST DOWNS		13	21
RUSHES-YARDS (NET)		26-10	40-287
PASSING YDS (NET)		175	228
Passes Att-Comp-Int		35-21-2	24-16-0
TOTAL OFFENSE PLAYS-YARDS		61-165	64-515
Fumble Returns-Yards		0-0	0-0
Punt Returns-Yards		1--1	3-20
Kickoff Returns-Yards		4-68	1-8
Interception Returns-Yards		0-0	2--2
Punts (Number-Avg)		7-42.4	4-43.0
Fumbles-Lost		1-1	1-0
Penalties-Yards		4-29	7-55
Possession Time		26:32	33:28
Third-Down Conversions		4 of 16	6 of 12
Fourth-Down Conversions		0 of 0	1 of 1
Red-Zone Scores-Chances		1-1	3-4

Murray St.

Rushing	No.	Gain	Loss	Net	TD	Lg	Avg
DODSON, Mark	4	16	0	16	0	12	4.0
MCGRAW, Mareio	2	6	0	6	0	3	3.0
HARTZ, Houston	1	6	0	6	0	6	6.0
GORDON, Trae	2	2	0	2	0	2	1.0

Passing	C-A-I	Yds	TD	Long	Sack
HUMPHRIES, KD	18-31-2	163	0	30	5
BIRSE, Cameron	2-3-0	18	0	13	1

Receiving	No.	Yards	TD	Long
JOHNSON, Demetri	5	26	0	15
BLACKBURN, Jess	4	48	0	17
STULTS, Mitch	3	12	0	13
GANDY, Jordan	2	36	0	29

Punting	No.	Yds	Avg	Long	In20	TD	Int	Blk
STRATTON, Lando	7	297	42.4	51	1	0	1	1

Punt Returns	No.	Yards	TD	Long
GOLSON, Malik	1	-1	0	0

Kick Returns	No.	Yards	TD	Long
GOLSON, Malik	2	33	0	20
MCGRAW, Mareio	1	16	0	16

Tackles	UA-A	Total	Sacks	TFL
CRITTENDON, La	2-6	8	0.0	1.0
BOONE, Dylan	5-2	7	0.0	0.0
WILLIAMS, Quinc	0-7	7	0.0	0.0
WADE, Zachary	2-4	6	0.0	0.0

Qtr	Time	Scoring Play	V-H
1st	10:09	ILL - Turner, Malik 5 yd pass from Lunt, Wes (McLaughlin, C. kick), 8-37 4:14	0 - 7
	07:47	ILL - Turner, Malik 68 yd pass from Lunt, Wes (McLaughlin, C. kick), 1-68 0:12	0 - 14
2nd	09:36	ILL - Vaughn, Ke'Shawn 2 yd run (McLaughlin, C. kick), 4-59 1:58	0 - 21
	04:26	ILL - Foster, K. 56 yd run (McLaughlin, C. kick), 4-68 2:00	0 - 28
	00:48	MUR - MITCHELL, Connor 34 yd field goal, 10-64 3:38	3 - 28
	00:26	ILL - Foster, K. 56 yd run (McLaughlin, C. kick), 3-65 0:22	3 - 35
3rd	05:51	ILL - Cain, Desmond 30 yd pass from Lunt, Wes (McLaughlin, C. kick), 11-80 5:22	3 - 42
4th	14:13	ILL - Corbin, Reggie 1 yd run (McLaughlin, C. kick), 8-75 4:16	3 - 49
	08:44	ILL - McLaughlin, C. 48 yd field goal, 7-35 4:00	3 - 52



Quickie Statistics (Final)

Missouri St. vs Murray St. (Sep 10, 2016 at Murray, Ky.)

		MSU	MUR
Score		28	22
FIRST DOWNS		23	21
RUSHES-YARDS (NET)		52-174	30-72
PASSING YDS (NET)		295	356
Passes Att-Comp-Int		37-21-1	52-35-3
TOTAL OFFENSE PLAYS-YARDS		89-469	82-428
Fumble Returns-Yards		0-0	1-20
Punt Returns-Yards		1--18	2-2
Kickoff Returns-Yards		3-79	1-23
Interception Returns-Yards		3-45	1-4
Punts (Number-Avg)		6-36.8	6-30.0
Fumbles-Lost		2-1	1-1
Penalties-Yards		12-130	9-75
Possession Time		34:43	25:17
Third-Down Conversions		8 of 20	9 of 21
Fourth-Down Conversions		1 of 3	0 of 1
Red-Zone Scores-Chances		2-4	4-5

Missouri St.

Rushing	No.	Gain	Loss	Net	TD	Lg	Avg
Calan Crowder	19	99	2	97	1	22	5.1
Jason Randall	17	39	2	37	0	7	2.2
Brendan Withrow	1	13	0	13	0	13	13.0
Deion Holliman	1	12	0	12	0	12	12.0

Passing	C-A-I	Yds	TD	Long	Sack
Breck Ruddick	21-37-1	295	3	46	1

Receiving	No.	Yards	TD	Long
Deion Holliman	5	66	0	20
Malik Earl	4	98	0	46
Zac Hoover	2	53	1	39
Erik Furmanek	2	15	0	9

Punting	No.	Yds	Avg	Long	In20	TD	Int	Blk
Zach Drake	3	96	32.0	37	3	0	1	
Brendan Withrow	3	125	41.7	47	0	1		

Punt Returns	No.	Yards	TD	Long
Deion Holliman	1	-18	0	0

Kick Returns	No.	Yards	TD	Long
Deion Holliman	3	79	0	41

Tackles	UA-A	Total	Sacks	TFL
Dylan Cole	9-5	14	0.0	0.5
McNeece Egbim	5-7	12	0.5	1.0
Cameron Price	6-0	6	0.0	1.0
Anthony Upchurch	4-2	6	0.0	1.0

Qtr	Time	Scoring Play	V-H
1st	11:58	MSU - Zac Hoover 39 yd pass from Breck Ruddick (Zach Drake kick), 4-55 1:20	7 - 0
	01:50	MUR - MITCHELL, Connor 31 yd field goal, 7-36 2:22	7 - 3
2nd	06:35	MSU - Jason Randall 25 yd pass from Breck Ruddick (Zach Drake kick failed), 5-54 2:15	13 - 3
	05:43	MUR - GANDY, Jordan 55 yd pass from HUMPHRIES, KD (MITCHELL, Connor kick), 4-74 0:52	13 - 10
	03:15	MSU - Adam St. Peter 8 yd pass from Breck Ruddick (Jared Beshore rush), 7-75 2:28	21 - 10
	00:31	MUR - MITCHELL, Connor 36 yd field goal, 11-50 2:43	21 - 13
3rd	01:46	MUR - GANDY, Jordan 1 yd pass from HUMPHRIES, KD (STULTS, Mitch rush failed), 9-66 2:42	21 - 19
4th	06:25	MSU - Calan Crowder 16 yd run (Zach Drake kick), 9-85 4:10	28 - 19
	01:29	MUR - MITCHELL, Connor 37 yd field goal, 11-70 1:48	28 - 22



Quickie Statistics (Final)

Murray St. vs Southern Ill. (Sep 17, 2016 at Carbondale, Ill.)

		MUR	SIU
Score		17	50
FIRST DOWNS		12	30
RUSHES-YARDS (NET)		36-110	49-269
PASSING YDS (NET)		209	289
Passes Att-Comp-Int		31-16-3	38-27-0
TOTAL OFFENSE PLAYS-YARDS		67-319	87-558
Fumble Returns-Yards		0-0	0-0
Punt Returns-Yards		0-0	2-10
Kickoff Returns-Yards		6-105	2-134
Interception Returns-Yards		0-0	3-0
Punts (Number-Avg)		8-49.4	6-36.3
Fumbles-Lost		0-0	4-1
Penalties-Yards		6-53	6-44
Possession Time		27:25	32:35
Third-Down Conversions		4 of 18	4 of 15
Fourth-Down Conversions		0 of 2	2 of 3
Red-Zone Scores-Chances		2-3	4-4

Murray St.

Rushing	No.	Gain	Loss	Net	TD	Lg	Avg
MCGRAW, Mareio	5	79	1	78	1	68	15.6
JOHNSON, Demetric	18	57	7	50	0	15	2.8
GORDON, Trae	7	5	0	5	0	2	0.7
TEAM	1	0	3	-3	0	-3	-3.0

Passing	C-A-I	Yds	TD	Long	Sack
BIRSE, Cameron	15-29-2	210	1	64	4
BLACKBURN, Jesse	1-1-0	-1	0	0	0

Receiving	No.	Yards	TD	Long
GOLSON, Malik	4	19	0	15
BLACKBURN, Jesse	3	28	1	64
JOHNSON, Demetric	2	20	0	10

Punting	No.	Yds	Avg	Long	In20	TD	Int	Blk
STRATTON, Lando	8	395	49.4	78	3	0	0	1

Punt Returns	No.	Yards	TD	Long
BLACKBURN, Jesse	2	13	0	10

Kick Returns	No.	Yards	TD	Long
GOLSON, Malik	2	43	0	24
SANFORD, Marquee	1	14	0	14

Tackles	UA-A	Total	Sacks	TFL
WADE, D'Montre	8-1	9	0.0	0.0
WADE, Zachary	7-2	9	0.0	0.0
RODRIGUEZ, Sean	3-4	7	0.0	0.0

Qtr	Time	Scoring Play	V-H
1st	14:46	SIU - Davis, D.J. 98 yd kickoff return (Sotiropoulos, M kick)	0 - 7
	12:39	SIU - Sotiropoulos, M 23 yd field goal, 6-11 1:36	0 - 10
	07:59	SIU - Davis, D.J. 4 yd pass from Straughan, Josh (Sotiropoulos, M kick), 11-94 3:32	0 - 17
	05:33	MUR - MITCHELL, Connor 25 yd field goal, 7-72 1:59	3 - 17
	03:13	SIU - Jones, Jimmy 17 yd pass from Straughan, Josh (Sotiropoulos, M kick), 7-82 2:19	3 - 24
	00:52	MUR - GANDY, Jordan 14 yd pass from BIRSE, Cameron (MITCHELL, Connor kick), 1-14 0:06	10 - 21
2nd	09:19	SIU - Varble, Jacob 25 yd pass from Straughan, Josh (Sotiropoulos, M kick), 9-69 3:02	10 - 31
	00:18	MUR - DeSomer, Matt 1 yd run (Sotiropoulos, M kick), 9-82 3:05	10 - 38
3rd	07:33	SIU - Reed, Billy 29 yd pass from Straughan, Josh (Sotiropoulos, M kick failed), 10-68 3:03	10 - 44
4th	10:10	MUR - MCGRAW, Mareio 68 yd run (MITCHELL, Connor kick), 1-68 0:10	17 - 44
	10:01	SIU - Walter, Cameron 51 yd run (Sotiropoulos, M kick failed), 1-51 0:08	17 - 50



Quickie Statistics (Final)

Southeast Mo. St. vs Murray St. (Sep 24, 2016 at Murray, Ky.)

		SEMO	MUR
Score		17	16
FIRST DOWNS		26	13
RUSHES-YARDS (NET)		46-119	25-9
PASSING YDS (NET)		266	343
Passes Att-Comp-Int		45-20-1	34-23-0
TOTAL OFFENSE PLAYS-YARDS		91-385	59-352
Fumble Returns-Yards		0-0	0-0
Punt Returns-Yards		3-36	

2016 MURRAY STATE BOX SCORES



Quickie Statistics (Final)
Murray St. vs Austin Peay (Oct 01, 2016 at Clarksville, TN)



Quickie Statistics (Final)
UT Martin vs Murray St. (Oct 15, 2016 at Murray, Ky.)



	MUR	APSU
Score	45	17
FIRST DOWNS	34	20
RUSHES-YARDS (NET)	35-110	35-184
PASSING YDS (NET)	455	171
Passes Att-Comp-Int	60-49-1	24-16-1
TOTAL OFFENSE PLAYS-YARDS	95-565	59-355
Fumble Returns-Yards	0-0	0-0
Punt Returns-Yards	4-37	0-0
Kickoff Returns-Yards	4-98	4-68
Interception Returns-Yards	1-17	1-0
Punts (Number-Avg)	0-0	5-39.2
Fumbles-Lost	2-2	2-1
Penalties-Yards	8-90	12-92
Possession Time	32:50	27:10
Third-Down Conversions	10 of 19	3 of 10
Fourth-Down Conversions	3 of 4	0 of 1
Red-Zone Scores-Chances	6-8	1-2

	UTM	MUR
Score	38	31
FIRST DOWNS	42	27
RUSHES-YARDS (NET)	42-129	27-121
PASSING YDS (NET)	317	248
Passes Att-Comp-Int	38-21-0	44-23-1
TOTAL OFFENSE PLAYS-YARDS	80-446	71-369
Fumble Returns-Yards	0-0	0-0
Punt Returns-Yards	3-14	0-0
Kickoff Returns-Yards	5-140	6-102
Interception Returns-Yards	1-36	0-0
Punts (Number-Avg)	5-37.0	7-47.3
Fumbles-Lost	2-2	1-1
Penalties-Yards	12-108	9-98
Possession Time	36:01	23:59
Third-Down Conversions	8 of 17	3 of 16
Fourth-Down Conversions	0 of 0	0 of 2
Red-Zone Scores-Chances	4-4	1-2

Murray St.

Rushing	No.	Gain	Loss	Net	TD	Lg	Avg
MCGRAW, Marelo	16	92	6	86	0	19	5.4
GORDON, Trae	7	24	1	23	0	11	3.3
HUMPHRIES, KD	9	24	21	3	1	10	0.3
STULTS, Mitch	1	1	0	1	0	1	1.0

Passing	C-A-I	Yds	TD	Long	Sack
HUMPHRIES, KD	49-60-1	455	5	27	3

Receiving	No.	Yards	TD	Long
GANDY, Jordan	13	147	3	23
BLACKBURN, Jesse	8	94	1	19
STULTS, Mitch	7	61	1	27
MOSS, Jonathan	5	42	0	22

Punting	No.	Yds	Avg	Long	In20	TB

Punt Returns	No.	Yards	TD	Long
GOLSON, Malik	2	24	0	23
BLACKBURN, Jess	2	13	0	13

Kick Returns	No.	Yards	TD	Long
SANFORD, Marque	3	80	0	37
WADE, D'Montre	1	18	0	18

Tackles	UA-A	Total	Sacks	TFL
BOONE, Dylan	5-5	10	0.0	0.0
RODRIGUEZ, Sean	5-5	10	0.0	0.0
OMLI, Toby	6-3	9	0.0	0.0
PAIGE, Marico	5-2	7	1.0	1.0

Qtr	Time	Scoring Play	V-H
1st	10:22	APSU - GAUNA, Nick 39 yd field goal, 10-54 4:38	0 - 3
	01:00	MUR - MITCHELL, Connor 39 yd field goal, 4-7 1:17	3 - 3
2nd	12:35	MUR - GANDY, Jordan 9 yd pass from HUMPHRIES, KD (MITCHELL, Connor kick), 3-42 0:26	10 - 3
	03:11	MUR - GANDY, Jordan 15 yd pass from HUMPHRIES, KD (MITCHELL, Connor kick), 6-47 1:33	17 - 3
	01:38	MUR - BLACKBURN, Jesse 10 yd pass from HUMPHRIES, KD (MITCHELL, Connor kick), 5-25 1:	24 - 3
	00:26	APSU - HAYS, Tommy 22 yd run (GAUNA, Nick kick), 6-73 1:07	24 - 10
3rd	10:29	MUR - HUMPHRIES, KD 10 yd run (MITCHELL, Connor kick), 12-91 4:21	31 - 10
	06:42	APSU - HAYS, Tommy 8 yd run (GAUNA, Nick kick), 8-84 3:42	31 - 17
4th	07:19	MUR - STULTS, Mitch 9 yd pass from HUMPHRIES, KD (MITCHELL, Connor kick), 17-98 6:13	38 - 17
	03:48	MUR - GANDY, Jordan 12 yd pass from HUMPHRIES, KD (MITCHELL, Connor kick), 5-50 1:16	45 - 17

Austin Peay

Rushing	No.	Gain	Loss	Net	TD	Lg	Avg
HAYS, Tommy	13	78	16	62	2	22	4.8
MORRIS, Kendall	8	57	0	57	0	27	7.1
MOMODU, Prince	3	30	0	30	0	14	10.0
MOORE, Kyran	2	13	0	13	0	12	6.5

Passing	C-A-I	Yds	TD	Long	Sack
HAYS, Tommy	14-17-1	160	0	27	2
MITCHELL, Timar	2-6-0	11	0	8	1

Receiving	No.	Yards	TD	Long
BEARD, Jared	7	60	0	21
MOORE, Kyran	3	47	0	27
COLEMAN, Rasha'a	3	30	0	15
FLOYD, Zeandre	1	16	0	16

Punting	No.	Yds	Avg	Long	In20	TB
STUART, Devin	5	196	39.2	55	0	0

Punt Returns	No.	Yards	TD	Long

Kick Returns	No.	Yards	TD	Long
MOORE, Kyran	4	68	0	21

Tackles	UA-A	Total	Sacks	TFL
BOND, James	6-6	12	0.0	0.5
ALEXANDER, Neo	3-9	12	0.0	0.5
BOYNTON, Malik	8-2	10	0.0	1.0
OWENS, Roderick	5-4	9	0.0	1.0

UT Martin

Rushing	No.	Gain	Loss	Net	TD	Lg	Avg
BOWE, Jaimiee	19	65	14	51	0	14	2.7
GRAYSON, Marquez	7	47	2	45	0	26	6.4
HOLLINGSWORTH,	6	25	0	25	0	6	4.2
COOK, Troy	5	13	3	10	0	8	2.0

Passing	C-A-I	Yds	TD	Long	Sack
COOK, Troy	21-38-0	317	3	75	1

Receiving	No.	Yards	TD	Long
AXLINE, Ben	6	64	1	14
LEE, Londell	4	68	1	47
KERRICK, Kyle	4	51	0	35
McKILLION, Greg	3	92	1	75

Punting	No.	Yds	Avg	Long	In20	TB
ARKELIAN, Brett	5	185	37.0	48	1	0

Punt Returns	No.	Yards	TD	Long
LEE, Londell	3	14	0	9

Kick Returns	No.	Yards	TD	Long
MARTIN, Tae	5	140	0	36

Tackles	UA-A	Total	Sacks	TFL
GILLEYLEN, Jame	5-5	10	0.0	0.0
ESTE, Joseph	4-4	8	0.0	1.0

Murray St.

Rushing	No.	Gain	Loss	Net	TD	Lg	Avg
MCGRAW, Marelo	10	110	0	110	1	65	11.0
BLACKBURN, Jesse	4	20	1	19	0	12	4.8
JOHNSON, Demetric	4	5	1	4	0	3	1.0
GRAY, Tyre	1	1	0	1	0	1	1.0

Passing	C-A-I	Yds	TD	Long	Sack
HUMPHRIES, KD	23-44-1	248	3	50	4

Receiving	No.	Yards	TD	Long
GANDY, Jordan	8	118	1	50
BLACKBURN, Jesse	5	55	1	23
MOSS, Jonathan	2	28	1	23
MCGRAW, Marelo	2	18	0	13

Punting	No.	Yds	Avg	Long	In20	TB
STRATTON, London	7	331	47.3	50	1	0

Punt Returns	No.	Yards	TD	Long

Kick Returns	No.	Yards	TD	Long
GOLSON, Malik	4	73	0	40
MCGRAW, Marelo	1	14	0	14

Tackles	UA-A	Total	Sacks	TFL
PAIGE, Marico	6-3	9	0.0	1.0
RODRIGUEZ, Sean	6-2	8	0.0	0.0

Qtr	Time	Scoring Play	V-H
1st	11:53	UTM - MERSMAN, Mitch 37 yd field goal, 7-49 3:07	3 - 0
	08:05	MUR - GANDY, Jordan 2 yd pass from HUMPHRIES, KD (MITCHELL, Connor kick), 1-6 0:08	3 - 7
	03:06	UTM - AXLINE, Ben 4 yd pass from COOK, Troy (MERSMAN, Mitch kick), 12-66 4:52	10 - 7
	02:34	UTM - MARTIN, Tae 36 yd interception return (MERSMAN, Mitch kick)	17 - 7
	00:15	UTM - MERSMAN, Mitch 39 yd field goal, 4-8 1:31	20 - 7
2nd	06:59	MUR - MCGRAW, Marelo 65 yd run (MITCHELL, Connor kick), 6-96 2:34	20 - 14
	06:15	MUR - MOSS, Jonathan 23 yd pass from HUMPHRIES, KD (MITCHELL, Connor kick), 2-23 0:32	20 - 21
	03:17	UTM - LEE, Londell 11 yd pass from COOK, Troy (MERSMAN, Mitch kick), 7-86 2:51	27 - 21
4th	14:57	UTM - MERSMAN, Mitch 37 yd field goal, 13-57 5:51	30 - 21
	12:55	MUR - BLACKBURN, Jesse 23 yd pass from HUMPHRIES, KD (MITCHELL, Connor kick), 6-84 1:	30 - 28
	10:06	MUR - MITCHELL, Connor 50 yd field goal, 6-29 1:42	30 - 31
	09:56	UTM - McKILLION, Greg 75 yd pass from COOK, Troy (BOWE, Jaimiee rush), 1-75 0:10	38 - 31