

## 2016 MURRAY STATE ROSTER

No.	Player
1.....	Malik Golson
2.....	KD Humphries
3.....	L.J. Gainey
4.....	Jonathan Jackson
5.....	D'Montre Wade
6.....	Marquez Sanford
7.....	Mark Dodson
8.....	Zach Shipley
9.....	Nate Embry
12.....	Lamont Crittendon
13.....	Mitch Stults
13.....	Quincy Williams
13.....	Brendan Bognar
14.....	Cameron Birse
15.....	Tyre Gray
16.....	Jordan Gandy
17.....	Isaiah Foster
18.....	Eli Oltean
19.....	Houston Hartz
20.....	Mareio McGraw
21.....	Zachary Wade
22.....	Dylan Boone
23.....	Marcus Meredith
24.....	Toby Omli
25.....	Marico Paige
26.....	Demetric Johnson
27.....	Greg Willard
28.....	Nick Collins
29.....	Sean Moore
30.....	Trae Gordon
30.....	Tyler Gray
31.....	Sean Rodriguez
32.....	Zuri Elrington
33.....	Ethon Felton
34.....	Nigel Walton
35.....	Drew Rutland
36.....	D'Vaughn Whitt
37.....	Landon Stratton
38.....	James Sappington
39.....	Andre Davis
40.....	Wes Drewery
41.....	Connor Mitchell
42.....	Jordan Tyler
43.....	John Welsh
44.....	Josh Malone
45.....	Derrick Shaw
46.....	Ernest Kenty
47.....	Robert Adams
48.....	Drake VanHooser
49.....	Chase Boling
50.....	Ryan Rainey
53.....	Nolan Nichols
54.....	Chris Stahl
58.....	Kwan Stallworth
59.....	Austin Hogancamp
60.....	Brant Newman
61.....	Dante Darcus
62.....	Nate Wilkinson
66.....	Tony Mays II
68.....	Leighton Colby
69.....	Chris White
70.....	Jace Bragg
71.....	Noah Banks
73.....	Micaheal Magochy
74.....	Steven Clemmons
75.....	Cam Carter
77.....	Ingram Tillard
78.....	Joe Irby
79.....	Keenan Lautner
80.....	Sterling Taylor
81.....	Caleb Sheffer
82.....	Sylviaughn Turner
84.....	Rajai Perkins
85.....	Jesse Blackburn
86.....	Jensen Feggins
87.....	Hector Garcia
89.....	Jonathan Moss
90.....	Dee Nalls
91.....	Bishop Woods
92.....	Quindarius Coles
93.....	Wyatt Dawson
94.....	Silas Owens
95.....	Troy-Wayne Quinn
96.....	Griffin Martin
97.....	Ryan Duvall
98.....	Korey Tillman
99.....	Rashad Johnson

## MURRAY ST. RACERS (0-3) VS. SOUTHEAST MO. REDHAWKS (0-3)



Murray, Ky.; Roy Stewart Stadium  
Saturday, Sept. 24, 2016; 6 p.m.  
Web Stream: WatchESPN.com

(PxP - Bob Belvin; Color - Kevin Ingram)

Live Audio: Froggy 103.7 FM  
(PxP - Neal Bradley; Color - Josh McKeel)



### MURRAY STATE PROBABLE STARTERS

#### OFFENSE

QB	2	KD Humphries
F	26	Demetric Johnson
X	16	Jordan Gandy
H	1	Malik Golson
Y	85	Jesse Blackburn
Z	3	L.J. Gainey
LT	78	Joe Irby
LG	58	Kwan Stallworth
C	60	Brant Newman
RG	69	Chris White
RT	71	Noah Banks

#### DEFENSE

STUD	32	Zuri Elrington
DT	91	Bishop Woods
NOSE	54	Chris Stahl
END	94	Silas Owens
MIKE	9	Lamont Crittendon
WILL	13	Quincy Williams
SLASH	21	Zach Wade
FS	22	Dylan Boone
JACK	24	Toby Omli
CB	5	D'Montre Wade
CB	6	Marquez Sanford

### 2016 OVC STANDINGS

Team	OVC	Overall
Tennessee Tech	1-0	1-2
Tennessee State	0-0	3-0
Eastern Illinois	0-0	2-1
#4 Jacksonville State	0-0	2-1
Eastern Kentucky	0-0	1-2
UT Martin	0-0	1-2
<b>Murray State</b>	<b>0-0</b>	<b>0-3</b>
<b>Southeast Missouri</b>	<b>0-0</b>	<b>0-3</b>
Austin Peay	0-1	0-2

Standings as of Sept. 18

### 2016 SCHEDULE

Date	Opponent	Time/Result	Location
Sep. 3	Illinois	L 3-52	Champaign, Ill.
Sep. 10	MISSOURI ST. %	L 22-28	Stewart Stadium
Sep. 17	Southern Illinois	L 17-50	Carbondale, Ill.
<b>Sep. 24</b>	<b>SOUTHEAST MISSOURI* ^</b>	<b>6 p.m.</b>	<b>Stewart Stadium</b>
Oct. 1	Austin Peay*	4 p.m.	Clarksville, Tenn.
Oct. 15	UT MARTIN*	6 p.m.	Stewart Stadium
Oct. 22	Eastern illinois*	1 p.m.	Charleston, Ill.
Oct. 29	TENNESSEE STATE*&	3 p.m.	Stewart Stadium
Nov. 5	Eastern Kentucky*	TBA	Richmond, Ky.
Nov. 12	JACKSONVILLE STATE*	1 p.m.	Stewart Stadium
Nov. 19	Tennessee Tech*	1:30 p.m.	Cookeville, Tenn.
Nov. 26	FCS Playoffs - 1st Rd.	TBA	TBD

Home Games In ALL CAPS \*OVC Contest %Senior Night

^Family Weekend &Homecoming

### 2016 RECORD BREAKDOWN

	Record	Home	Away	OT
<b>Overall</b>	<b>0-3</b>	<b>0-1</b>	<b>0-2</b>	<b>0-0</b>
<b>OVC</b>	<b>0-0</b>	<b>0-0</b>	<b>0-0</b>	<b>0-0</b>

### SEASON STREAKS

Overall: L3 Home: L1 Away: L2 OT: ---

### OVERALL STREAKS

Overall: L5 Home: L3 Away: L3 OT: L1

# WEEKLY SCHEDULE

SUNDAY - 18	MONDAY - 19	TUESDAY - 20	WEDNESDAY - 21	THURSDAY - 22	FRIDAY - 23	SATURDAY - 24
No Practice	No Practice	Practice 3:55 p.m.	Practice 3:55 p.m.	Practice 3:55 p.m.	Practice TBA	Southeast Mo. Murray, Ky. 6 p.m.
No availability	Stewart & Players Press Conference 12 p.m.	Stewart & Players Available By Request	Stewart & Players Available After Practice	Coach Stewart Available By Request	No availability	Players & Coaches Available Post-Game

## UNIVERSITY FACTS

**Nickname:** Racers  
**Location:** Murray, Ky.  
**Established:** 1922  
**Enrollment:** 10,998  
**Conference/Affiliation:** Ohio Valley/NCAA Division I - FCS  
**Colors:** Navy & Gold (PMS 289 & 123)  
**President:** Dr. Robert O. Davies  
**Director of Athletics:** Allen Ward

## FOOTBALL INFORMATION

**Offensive Formation:** Spread  
**Defensive Formation:** 4-2-5  
**2015 Overall Record:** 3-8  
**2015 OVC Record/Standing:** 2-7/7th  
**Offensive Starters Returning/Lost:** 6/5  
**Defensive Starters Returning/Lost:** 6/5  
**First Varsity Season:** 1924  
**Seasons/Winning Seasons:** 86/47  
**Overall Record:** 471-421-36 (.527)  
**OVC Record:** 218-233-9 (.484)  
**OVC Titles:** 8 (1948, 1950, 1951, 1979, 1986, 1995, 1996, 2002)  
**NCAA Appearances:** 5 (1979, 1986, 1995, 1996, 2002)

## STADIUM INFORMATION

**Stadium Name (First Year):** Stewart Stadium (1973)  
**Playing Surface (Installed):** FieldTurf (2015)  
**Capacity:** 16,800  
**Largest Crowd:** 16,600 (Oct. 31, 1981 vs. Eastern Ky.)  
**Record at Stewart Stadium:** 153-80-2 (.655)

## COACHING STAFF

**Head Coach:** Mitch Stewart (Valdosta St. '05)  
**Overall Record:** 3-11 (.214)/2nd Season  
**Record at MSU:** Same  
**Def.Coordinator/AHC/Safeties:** Chris Boone (Southern Miss. '97)  
**Linebackers/Special Teams:** Jake Johnson (Eastern Ky. '02)  
**Offensive Line/Run Game Coord.:** Gordon Steele (Valdosta St. '10)  
**Wide Receiver:** Casey Brockman (Murray St. '13)  
**Run Backs/Co-Run Game Coord.:** Sean Dawkins (Troy '07)  
**Defensive Line:** Kevin Park (Baylor '13)  
**Cornerbacks:** Corico Wright (Clemson '12)  
**Dir. of Recruiting & Player Personnel:** Steve Adams (Murray St. '13)  
**Strength & Conditioning:** Craig Swieton (Springfield '03)  
**Defensive QC:** Carson Hunter (Memphis '12)  
**Offensive QC:** Drew Burnham  
**Special Teams QC:** Garrett Schwettman (Western Ky. '16)  
**Defensive GA:** Nick Knight (Kentucky Wesleyan '11)  
**Offensive GA:** Harris Bivin (Murray St. '14)

## DAILY MEDIA AVAILABILITY

**Monday:** **Mitch Stewart** and select players will be available at the media luncheon at 12 p.m. at the Racer Room inside Stewart Stadium.

**Tuesday:** Head Coach **Mitch Stewart**, assistant coaches and players will be available by appointment only.

**Wednesday:** Head Coach **Mitch Stewart**, assistant coaches and players will be available at the conclusion of practice.

**Thursday:** Head Coach **Mitch Stewart** will be available by appointment only before practice.

**Friday and Sunday:** No Availability.

**Saturday:** Post-game availability only. Members of the MSU Athletics Media Relations staff will escort media representatives to the appropriate areas following the conclusion of the game. The Murray State locker room, home and away, is closed to the media at all times.

Head Coach **Mitch Stewart** and selected Racer players will be brought to the designated interview area. At home games, that area is the Racer Room, located in Stewart Stadium (first floor).

At the midway point of the fourth quarter, interview requests will be collected.

For games in Murray, the opposing head coach will meet with the media inside the opponent interview room. A representative from the MSU Media Relations Office will be on hand to assist the media in finding this area. Interviews with the head coach and players from the visiting team will be based on the post-game policy of that institution.

## PRACTICE PROCEDURES

**Covering Practice:** Practices are generally open to the media and public. Head coach Mitch Stewart reserves the right to close practice at any time.

**Note:** Player or coach interviews must not conflict with classes, meetings, training room treatments or other team obligations.

## OVC COACHES TELECONFERENCE

During the regular season a weekly teleconference featuring the league's nine head coaches will be held every Tuesday morning at 9:55 a.m. CT, with MSU head coach Mitch Stewart speaking at 10:00 a.m. The first teleconference will take place on Tuesday, Aug. 30. For information on how to access the call, please contact Kyle Schwartz in the OVC Office at (615) 371-1698 or [kschwartz@ovc.org](mailto:kschwartz@ovc.org).

## UPCOMING SCHEDULE

DATE	OPPONENT	SITE	TIME	WEB/TV	RADIO
Oct. 3	Austin Peay	Fortera Stadium; Clarksville, Tenn.	4 p.m.	OVCDN	103.7 FM
Oct. 15	UT Martin	Stewart Stadium; Murray, Ky.	6 p.m.	OVCDN	103.7 FM
Oct. 22	Eastern Ill.	O'Brien Stadium; Charleston, Ill.	1 p.m.	OVCDN	103.7 FM
Oct. 29	Tennessee St.	Stewart Stadium; Murray, Ky.	3 p.m.	OVCDN	103.7 FM
Nov. 5	Eastern Ky.	Roy Kidd Stadium; Richmond, Ky.	TBA	OVCDN	103.7 FM

## LAST TIME OUT

**at Southern Ill. (L 17-50)**  
**Sept. 17 at Saluki Stadium**


**CARBONDALE, Ill.** - For the second straight game, the Murray State football team got down early in the contest and could not recover, falling 50-17 to Southern Illinois Saturday at Saluki Stadium in Carbondale. D. J. Davis ran back the game's opening kickoff for a touchdown to give SIU the early 7-0 lead. The Salukis would go on to add a field goal and another touchdown, to put the Racers in a 17-0 hole with just under eight minutes to play in the opening stanza. Murray State would add a touchdown and field goal of its own in the quarter, but couldn't score in the second quarter and would never be able to recover from the 38-10 halftime deficit. Jordon Gandy led the MSU offense by notching over 100 receiving yards and a touchdown for the second consecutive game. He finished Saturday with three catches for a career-high 106 yards with his touchdown coming on a 64-yard pass from Cameron Birse. Rushing wise, Mareio McGraw led the team with 78 yards on five carries and a touchdown. On his first touch of the game, McGraw carried the ball 68 yards for a touchdown in the fourth quarter. On special teams, Landon Stratton began the game with a career-long 78 yard punt and would only build from there. He finished the night with a career-high tying eight punts for a career high 395 yards, placing three punts inside the 20-yard line and having three punts go a distance of 50 yards or more. He also set a new career high for per punt average with 49.4 yards per punt. Defensively, D'Montre Wade and Zachary Wade led the MSU defense with nine tackle each on Saturday night. D'Montre also added five pass breakups on the night, while Zachary had a fumble recovery.

## SATURDAY'S OPPONENT:

**vs. Southeast Missouri Redhawks**      **Sept. 24, 2016**      **6 p.m.**      **Roy Stewart Stadium**

**SERIES HISTORY:** While the Racers own an overwhelming 39-10-1 advantage in the all-time series and a 21-3 series lead at home, recent results have favored the Redhawks. Southeast Missouri has split the last 10 meetings with Murray State, accounting for exactly half of its all-time series wins in the 50-game series that dates back to 1926 and began occurring annually in 1976 sans two years off in 1990 and 1991.

**SCOUTING THE REDHAWKS:** Like the Racers, SEMO will enter Saturday's game at 0-3 overall after suffering a 27-24 loss at home against Indiana State last week. The Sycamores scored two touchdowns with just three minutes left in the game, including one with only 10 second left in regulation to overcome a 24-13 fourth quarter deficit. Jesse Hosket was 16-for-25 for 214 yards in the air, while three different rushers scored to lead SEMO's 166 yards on the ground. Kendall Donnerson led his team defensively on the night with nine tackles, 3.0 of which were for a loss of 16 yards, 1.0 sack for a loss of 10 yards, one forced fumble and one quarterback hurry. Southeast Missouri is currently averaging 144.0 rushing and yards per game and 198.7 passing yards per game and are currently being outscored by their opponents, 30.7 points per game to 21.0. Hosket is currently averaging 198.7 yards per game at quarterback with three touchdowns and no interceptions. Kristian Wilkerson has been has lead receiver thus far with 191 yards on 12 catches and one touchdown. On the ground, Will Young leads the way with 234 yards and two touchdowns. Defensively, Roper Garrett is once again doing big things for SEMO with a team-high 23 tackles, 1.5 tackles for loss, 0.5 sacks, an interception, a pass breakup, a quarterback hurry and a fumble recovery.

MURRAY STATE VS. SOUTHEAST MISSOURI		RACERS - 39 WINS, REDHAWKS - 10 WINS, 1 TIE	
	<u>Southeast Missouri Quick Facts</u>		
	<b>Founded:</b> 1873 <b>Location:</b> Cape Girardeau, Mo. <b>Colors:</b> Red & Black <b>Enrollment:</b> 12,087 <b>Conference:</b> Ohio Valley	<b>Field:</b> Houck Stadium <b>2014 Rec.:</b> 5-7 (3-4, 5th OVC) <b>Postseason:</b> None <b>Basic Offense:</b> Multiple/Spread <b>Basic Defense:</b> Pro Style 3-4	<b>Starters Returning/Lost:</b> 17/7 <b>Head Coach:</b> Tom Matukewicz <b>Alma Mater:</b> Fort Hays St. '97 <b>Overall Record (season):</b> 9-16 (3rd) <b>SEMO Record (season):</b> 10-16 (3rd)
<b>Last 3 vs. SEMO:</b> 2014 @SEMO L 10-27 2013 @MUR W 44-41 2OT 2012 @SEMO L 34-47 3OT	<b>Current Streaks vs. SEMO:</b> <b>Overall:</b> Lost 1 <b>Home:</b> Won 2 <b>Away:</b> Lost 2	<b>All-Time vs. SEMO:</b> <b>Home:</b> 21-3-0 <b>Away:</b> 18-7-1 <b>Neutral:</b> 0-0	<b>MSU-SEMO Series Misc.:</b> <b>First Meeting:</b> 1926 @MSU W 3-0 <b>Largest MSU Win:</b> 1995 @MSU W 34-0 <b>Largest SEMO Win:</b> 2009 @SEMO L 21-52

## 2016 MURRAY STATE ROSTER - NUMERICAL

No.	Player	Pos.	Ht.	Wt.	Yr.	Hometown (Previous School)
1	Malik Golson	WR	5-9	180	R-Sr.	San Diego, Calif. (Delaware St.)
2	KD Humphries	QB	6-3	225	R-Sr.	Montgomery, Ala. (Jefferson Davis HS)
3	L.J. Gainey	WR	5-11	211	Jr.	Snellville, Ga. (Fullerton Col.)
4	Jonathan Jackson	LB	5-11	211	Sr.	Mayfield, Ky. (Mayfield HS)
5	D'Montre Wade	DB	6-0	192	R-Jr.	Columbia, Tenn. (Brentwood Academy)
6	Marquez Sanford	DB	5-11	170	So.	Macon, Ga. (Westside HS)
7	Mark Dodson	RB	5-10	198	R-Jr.	Memphis, Tenn. (Ole Miss)
8	Zach Shipley	DB	5-10	178	R-Jr.	Shelbyville, Ky. (Shelby County HS)
8	Nate Embry	QB	6-4	220	Fr.	Madisonville, Ky. (North Hopkins HS)
9	Lamont Crittendon	LB	5-10	235	R-Jr.	Decatur, Ala. (Austin HS)
12	Mitch Stults	WR	5-9	175	Sr.	Hamilton, Ala. (Hamilton HS)
13	Brendan Bognar	QB	6-6	225	R-Fr.	St. Louis, Mo. (Lindenwood [MO])
13	Quincy Williams	LB	6-0	215	R-So.	Birmingham, Ala. (Wenonah HS)
14	Cameron Birse	QB	6-2	235	R-Jr.	Danville, Calif. (Arkansas St.)
15	Tyre Gray	WR	5-10	170	Fr.	Alexander, Ala. (Benjamin Russell HS)
16	Jordon Gandy	WR	6-4	210	Jr.	Athens, Ala. (East Limestone HS)
17	Isaiah Foster	DB	6-2	175	Jr.	Pacoima, Calif. (College of the Canyons)
18	Eli Oltean	QB	6-2	190	Fr.	St. Joseph, Ill. (St. Joseph-Ogden HS)
19	Houston Hartz	QB	6-2	195	R-So.	Owensboro, Ky. (Owensboro Catholic HS)
20	Mareio McGraw	RB	6-0	180	Fr.	Nashville, Tenn. (Overton HS)
21	Zachary Wade	DB	5-11	215	R-Jr.	Newport Beach, Calif. (Saddleback CC)
22	Dylan Boone	DB	5-11	193	Jr.	Murray, Ky. (Murray HS)
23	Marcus Meredith	DB	5-11	190	R-Jr.	San Clemente, Calif. (Saddleback CC)
24	Toby Omli	DB	6-0	200	Sr.	Brookeville, Kan. (Butler CC)
25	Marico Paige	LB	6-1	220	Jr.	Wesson, Miss. (Copiah-Lincoln CC)
26	Demetric Johnson	RB	6-0	185	R-Jr.	South Pittsburg, Tenn. (South Pittsburg HS)
27	Greg Willard	DB	5-9	170	Jr.	Decatur, Ala. (Austin HS)
28	Nick Collins	WR	5-7	185	Fr.	Columbia, Mo. (Rock Bridge HS)
29	Sean Moore	DB	5-10	170	Fr.	Davie, Fla. (Western HS)
30	Trae Gordon	RB	5-9	185	So.	Louisville, Ky. (duPont Manual HS)
30	Tyler Gray	DB	5-11	155	Fr.	Columbia, Mo. (Battle HS)
31	Sean Rodriguez	LB	6-0	210	Jr.	Nickerson, Kan. (Butler CC)
32	Zuri Elrington	DL	6-3	240	Sr.	Los Angeles, Calif. (West Los Angeles)
33	Ethon Felton	RB	6-0	217	R-So.	Muscle Shoals, Ala. (Muscle Shoals HS)
34	Nigel Walton	DB	6-0	170	Fr.	Atlanta, Ga. (Carver HS)
35	Drew Rutland	WR	6-5	215	So.	Memphis, Tenn. (First Assembly Christian)
36	D'Vaughn Whitt	DB	5-10	170	Fr.	Clarksville, Tenn. (Clarksville HS)
37	Landon Stratton	P	6-0	180	R-So.	Russellville, Ky. (Logan County HS)
38	James Sappington	K/P	6-5	220	Fr.	Peculiar, Mo. (Raymore-Peculiar HS)
39	Andre Davis	DB	5-11	175	Fr.	Lexington, Ky. (Bryant Station HS)
40	Wes Drewery	LS	6-3	230	R-So.	Franklin, Tenn. (UAB)
41	Connor Mitchell	K	6-2	200	R-Sr.	Franklin, Tenn. (Battle Ground Academy)
42	Jordan Tyler	LB	6-0	221	R-So.	Paducah, Ky. (Western Ky.)
43	John Welsh	DB	5-10	168	R-So.	Paducah, Ky. (McCracken County HS)
44	Josh Malone	DB	5-11	185	Fr.	Memphis, Tenn. (Ridgeway HS)
45	Derrick Shaw	LB	6-1	240	Fr.	Alabaster, Ala. (Thompson HS)
46	Ernest Kenty	DB	6-2	205	Fr.	Birmingham, Ala. (Ramsay HS)
47	Robert Adams	DL	6-2	235	Fr.	Tuscaloosa, Ala. (Northridge HS)
48	Drake VanHooser	RB	6-0	240	R-Fr.	Princeton, Ky. (Caldwell County HS)
49	Chase Boling	LB	6-2	235	So.	Lexington, Ky. (Lexington Catholic HS)
50	Paris Wilson	LB	6-2	215	Fr.	Memphis, Tenn. (Melrose HS)
51	Ryan Rainey	OL	6-1	295	R-Jr.	Saucier, Miss. (Harrison Central HS)
53	Nolan Nichols	LB	5-11	215	R-So.	Benton, Ky. (Marshall County HS)
54	Chris Stahl	DL	6-2	285	Fr.	St. Louis, Mo. (St. Louis University HS)
58	Kwan Stallworth	OL	6-4	295	So.	Lithonia, Ga. (Martin Luther King, Jr. HS)
59	Austin Hogancamp	OL	6-3	250	Fr.	North Sutton, N.H. (Kearsarge HS)
60	Brant Newman	OL	6-2	286	R-Fr.	Germantown, Tenn. (Memphis University HS)

## 2016 MURRAY STATE ROSTER - NUMERICAL

No.	Player	Pos.	Ht.	Wt.	Yr.	Hometown (Previous School)
61	Dante Darcus	OL	6-1	265	R-Fr.	Murray, Ky. (Lindsey Wilson)
62	Nate Wilkinson	OL	6-3	290	Fr.	Franklin, Tenn. (Centennial HS)
66	Tony Mays II	OL	6-4	305	R-Sr.	Memphis, Tenn. (Memphis)
68	Leighton Colby	OL	6-1	255	R-Fr.	Murfreesboro, Tenn. (Blackman HS)
69	Chris White	OL	6-3	310	So.	Daphne, Ala. (Daphne HS)
70	Jace Bragg	OL	6-3	275	R-Fr.	Baton Rouge, La. (Central HS)
71	Noah Banks	OL	6-6	310	R-Fr.	Pensacola, Fla. (West Florida HS)
73	Michael Magochy	DL	6-4	220	Fr.	Franklin, Tenn. (Page HS)
74	Steven Clemmons	OL	6-4	295	Fr.	Lewisburg, Tenn. (Marshall County HS)
75	Cam Carter	OL	6-6	280	Fr.	Adamsville, Ala. (Minor HS)
77	Ingram Tillard	OL	6-5	330	Jr.	Germantown, Tenn. (UAB)
78	Joe Irby	OL	6-4	297	Jr.	Nashville, Tenn. (Franklin Road Academy)
79	Keenan Lautner	P	5-11	185	Fr.	Lynville, Ind. (Tecumseh HS)
80	Sterling Taylor	WR	6-0	190	R-Jr.	Morrow, Ga. (Contra Costa HS)
81	Caleb Sheffer	WR	6-4	200	R-Fr.	Hodgenville, Ky. (Western Ky.)
82	Sylvaughn Turner	WR	6-2	170	Fr.	Athens, Ala. (East Limestone HS)
84	Rajai Perkins	WR	6-0	187	Fr.	St. Louis, Mo. (Hazelwood East HS)
85	Jesse Blackburn	WR	6-3	240	Sr.	Gardendale, Ala. (Gardendale HS)
86	Jensen Feggins	WR	6-2	200	R-Fr.	Bowling Green, Ky. (Warren Central HS)
87	Hector Garcia	K	6-1	215	R-Fr.	Sedalia, Ky. (Graves County HS)
89	Jonathan Moss	WR	6-0	165	Fr.	Madison, Ala. (Bob Jones HS)
90	Dee Nalls	DL	6-4	305	Fr.	Fayette, Ala. (Fayette County HS)
91	Bishop Woods	DL	6-2	253	Jr.	Atlanta, Ga. (Peachtree Ridge HS)
92	Quindarius Coles	DL	6-4	250	Fr.	Bessemer, Ala. (McAdory HS)
93	Wyatt Dawson	OL	5-11	266	R-Fr.	Duck, W.Va. (Clay County HS)
94	Silas Owens	DL	6-4	240	So.	New Market, Ala. (Buckhorn HS)
95	Troy-Wayne Quinn	DL	6-1	245	Jr.	Prattville, Ala. (Harrison Central HS)
96	Griffin Martin	DL	6-2	250	R-Fr.	Elba, Ala. (Elba HS)
97	Ryan Duvall	DL	6-5	225	R-So.	Owensboro, Ky. (Western Ky.)
98	Korey Tillman	DL	6-2	270	Fr.	Murfreesboro, Tenn. (Blackman HS)
99	Rashad Johnson	DL	6-1	270	So.	Barnesville, Ga. (Lamar County HS)

**Head Coach/Quarterbacks:** Mitch Stewart (Valdosta St., 2005), 2nd Season as HC, 7th Overall

**Defensive Coordinator/Asst. Head Coach/Secondary:** Chris Boone (Southern Miss., 1997), 2nd Season

**Linebackers/Special Teams Coordinator:** Jake Johnson (Eastern Ky., 2002), 1st Season

**Offensive Line/Run Game Coordinator:** Gordon Steele (Valdosta St., 2010), 3rd Season

**Wide Receivers:** Casey Brockman (Murray St., 2013), 3rd Season

**Running Backs/Co-Run Game Coordinator:** Sean Dawkins (Troy, 2007), 5th Season

**Defensive Line:** Kevin Park (Baylor, 2013), 1st Season

**Cornerbacks:** Corico Wright (Clemson, 2012), 1st Season

**Dir. of Recruiting & Player Personnel:** Steve Adams (Murray St., 2013), 7th Season

**Strength & Conditioning:** Craig Swieton (Springfield, 2003), 6th Season

**Defensive Quality Control:** Carson Hunter (Memphis, 2012), 1st Season

**Offensive Quality Control:** Drew Burnham, 2nd Season

**Special Teams Quality Control:** Garrett Schwettman, (Western Ky., 2016), 1st Season

**Defensive Graduate Assistant:** Nick Knight (Kentucky Wesleyan, 2011), 1st Season

**Offensive Graduate Assistant:** Harris Bivin, (Murray St., 2014), 1st Season

### PRONUNCIATION GUIDE

ZURI Elrington \_\_\_\_\_ ZUR-EE  
MALIK Golson \_\_\_\_\_ MUH-LEEK  
TRAE Gordon \_\_\_\_\_ TRAY  
TYRE Gray \_\_\_\_\_ TIE-REE  
DEMETRIC Johnson \_\_\_\_\_ DUH-ME-TRICK  
Michael MAGOCHY \_\_\_\_\_ MUH-GO-CHEE  
MAREIO McGraw \_\_\_\_\_ MARIO  
Toby OMLI \_\_\_\_\_ AHM-LEE

RAJAI Perkins \_\_\_\_\_ RAH-JAY  
Chris STAHL \_\_\_\_\_ STALL  
D'MONTRE Wade \_\_\_\_\_ DUH-MON-TRAY  
D'VAUGHN Whitt \_\_\_\_\_ DUH-VAUGHN  
CORICO Wright \_\_\_\_\_ CUH-RICO  
Craig SWIETON \_\_\_\_\_ SWEET-UHN

## 2016 MURRAY STATE ROSTER - ALPHABETICAL

No.	Player	Pos.	Ht.	Wt.	Yr.	Hometown (Previous School)
47	Robert Adams	DL	6-2	235	Fr.	Tuscaloosa, Ala. (Northridge HS)
71	Noah Banks	OL	6-6	310	R-Fr.	Pensacola, Fla. (West Florida HS)
14	Cameron Birse	QB	6-2	235	R-Jr.	Danville, Calif. (Arkansas St.)
85	Jesse Blackburn	WR	6-3	240	Sr.	Gardendale, Ala. (Gardendale HS)
13	Brendan Bognar	QB	6-6	225	R-Fr.	St. Louis, Mo. (Lindenwood [MO])
49	Chase Boling	LB	6-2	235	So.	Lexington, Ky. (Lexington Catholic HS)
22	Dylan Boone	DB	5-11	193	Jr.	Murray, Ky. (Murray HS)
70	Jace Bragg	OL	6-3	275	R-Fr.	Baton Rouge, La. (Central HS)
75	Cam Carter	OL	6-6	280	Fr.	Adamsville, Ala. (Minor HS)
74	Steven Clemmons	OL	6-4	295	Fr.	Lewisburg, Tenn. (Marshall County HS)
68	Leighton Colby	OL	6-1	255	R-Fr.	Murfreesboro, Tenn. (Blackman HS)
92	Quindarius Coles	DL	6-4	250	Fr.	Bessemer, Ala. (McAdory HS)
28	Nick Collins	WR	5-7	185	Fr.	Columbia, Mo. (Rock Bridge HS)
9	Lamont Crittendon	LB	5-10	235	R-Jr.	Decatur, Ala. (Austin HS)
61	Dante Darcus	OL	6-1	275	R-So.	Murray, Ky. (Lindsey Wilson)
39	Andre Davis	DB	5-11	175	Fr.	Lexington, Ky. (Bryant Station HS)
93	Wyatt Dawson	OL	5-11	266	R-Fr.	Duck, W.Va. (Clay County HS)
7	Mark Dodson	RB	5-10	198	R-Jr.	Memphis, Tenn. (Ole Miss)
40	Wes Drewery	LS	6-3	230	R-So.	Franklin, Tenn. (UAB)
97	Ryan Duvall	DL	6-5	225	R-So.	Owensboro, Ky. (Western Ky.)
32	Zuri Elrington	DL	6-3	240	Sr.	Los Angeles, Calif. (West Los Angeles)
8	Nate Embry	QB	6-4	220	Fr.	Madisonville, Ky. (North Hopkins HS)
86	Jensen Feggins	WR	6-2	200	R-Fr.	Bowling Green, Ky. (Warren Central HS)
33	Ethon Felton	RB	6-0	217	R-So.	Muscle Shoals, Ala. (Muscle Shoals HS)
29	Isaiah Foster	DB	6-2	175	Jr.	Pacoima, Calif. (College of the Canyons)
3	L.J. Gainey	WR	5-11	211	Jr.	Snellville, Ga. (Fullerton Col.)
16	Jordon Gandy	WR	6-4	210	Jr.	Athens, Ala. (East Limestone HS)
87	Hector Garcia	K	6-1	215	R-Fr.	Sedalia, Ky. (Graves County HS)
1	Malik Golson	WR	5-9	180	R-Sr.	San Diego, Calif. (Delaware St.)
30	Trae Gordon	RB	5-9	185	So.	Louisville, Ky. (duPont Manual HS)
30	Tyler Gray	DB	5-11	155	Fr.	Columbia, Mo. (Battle HS)
15	Tyre Gray	WR	5-10	170	Fr.	Alexander, Ala. (Benjamin Russell HS)
19	Houston Hartz	QB	6-2	195	R-So.	Owensboro, Ky. (Owensboro Catholic HS)
59	Austin Hogancamp	OL	6-3	250	Fr.	North Sutton, N.H. (Kearsarge HS)
2	KD Humphries	QB	6-3	225	R-Sr.	Montgomery, Ala. (Jefferson Davis HS)
78	Joe Irby	OL	6-4	297	Jr.	Nashville, Tenn. (Franklin Road Academy)
4	Jonathan Jackson	LB	5-11	211	Sr.	Mayfield, Ky. (Mayfield HS)
26	Demetric Johnson	RB	6-0	185	R-Jr.	South Pittsburg, Tenn. (South Pittsburg HS)
99	Rashad Johnson	DL	6-1	270	So.	Barnesville, Ga. (Lamar County HS)
46	Ernest Kenty	DB	6-2	205	Fr.	Birmingham, Ala. (Ramsay HS)
79	Keenan Lautner	P	5-11	185	Fr.	Lynville, Ind. (Tecumseh HS)
73	Michael Magochy	DL	6-4	220	Fr.	Franklin, Tenn. (Page HS)
44	Josh Malone	DB	5-11	185	Fr.	Memphis, Tenn. (Ridgeway HS)
96	Griffin Martin	DL	6-2	250	R-Fr.	Elba, Ala. (Elba HS)
66	Tony Mays II	OL	6-4	305	R-Sr.	Memphis, Tenn. (Memphis)
20	Mareio McGraw	RB	6-0	180	Fr.	Nashville, Tenn. (Overton HS)
23	Marcus Meredith	DB	5-11	190	R-Jr.	San Clemente, Calif. (Saddleback CC)
41	Connor Mitchell	K	6-2	200	R-Sr.	Franklin, Tenn. (Battle Ground Academy)
29	Sean Moore	DB	5-10	170	Fr.	Davie, Fla. (Western HS)
89	Jonathan Moss	WR	6-0	165	Fr.	Madison, Ala. (Bob Jones HS)
90	Dee Nalls	DL	6-4	305	Fr.	Fayette, Ala. (Fayette County HS)
60	Brant Newman	OL	6-2	286	R-Fr.	Germantown, Tenn. (Memphis University HS)
53	Nolan Nichols	LB	5-11	215	R-So.	Benton, Ky. (Marshall County HS)
18	Eli Oltean	QB	6-2	190	Fr.	St. Joseph, Ill. (St. Joseph-Ogden HS)
24	Toby Omli	DB	6-0	200	Sr.	Brookeville, Kan. (Butler CC)
94	Silas Owens	DL	6-4	240	So.	New Market, Ala. (Buckhorn HS)
25	Marico Paige	LB	6-1	220	Jr.	Wesson, Miss. (Copiah-Lincoln CC)

## 2016 MURRAY STATE ROSTER - ALPHABETICAL

No.	Player	Pos.	Ht.	Wt.	Yr.	Hometown (Previous School)
84	Rajai Perkins	WR	6-0	187	Fr.	St. Louis, Mo. (Hazlewood East HS)
95	Troy-Wayne Quinn	DL	6-1	245	Jr.	Prattville, Ala. (Harrison Central HS)
51	Ryan Rainey	OL	6-1	295	R-Jr.	Saucier, Miss. (Harrison Central HS)
31	Sean Rodriguez	LB	6-0	210	Jr.	Nickerson, Kan. (Butler CC)
35	Drew Rutland	WR	6-5	215	So.	Memphis, Tenn. (First Assembly Christian)
6	Marquez Sanford	DB	5-11	170	So.	Macon, Ga. (Westside HS)
38	James Sappington	K/P	6-5	220	Fr.	Peculiar, Mo. (Raymore-Peculiar HS)
45	Derrick Shaw	LB	6-1	240	Fr.	Alabaster, Ala. (Thompson HS)
81	Caleb Sheffer	WR	6-4	200	R-Fr.	Hodgenville, Ky. (Western Ky.)
8	Zach Shipley	DB	5-10	178	R-Jr.	Shelbyville, Ky. (Shelby County HS)
54	Chris Stahl	DL	6-2	285	Fr.	St. Louis, Mo. (St. Louis University HS)
58	Kwan Stallworth	OL	6-4	295	So.	Lithonia, Ga. (Martin Luther King, Jr. HS)
37	Landon Stratton	P	6-0	180	R-So.	Russellville, Ky. (Logan County HS)
12	Mitch Stults	WR	5-9	175	Sr.	Hamilton, Ala. (Hamilton HS)
80	Sterling Taylor	WR	6-0	190	R-Jr.	Morrow, Ga. (Contra Costa HS)
77	Ingram Tillard	OL	6-5	330	Jr.	Germantown, Tenn. (UAB)
98	Korey Tillman	DL	6-2	270	Fr.	Murfreesboro, Tenn. (Blackman HS)
82	Sylvaughn Turner	WR	6-2	170	Fr.	Athens, Ala. (East Limestone HS)
42	Jordan Tyler	LB	6-0	221	R-So.	Paducah, Ky. (Western Ky.)
72	Drake VanHooser	RB	6-0	240	R-Fr.	Princeton, Ky. (Caldwell County HS)
5	D'Montre Wade	DB	6-0	192	R-Jr.	Columbia, Tenn. (Brentwood Academy)
21	Zachary Wade	DB	5-11	215	R-Jr.	Newport Beach, Calif. (Saddleback CC)
34	Nigel Walton	DB	6-0	170	Fr.	Atlanta, Ga. (Carver HS)
43	John Welsh	DB	5-10	168	R-So.	Paducah, Ky. (McCracken County HS)
69	Chris White	OL	6-3	310	So.	Daphne, Ala. (Daphne HS)
36	D'Vaughn Whitt	DB	5-10	170	Fr.	Clarksville, Tenn. (Clarksville HS)
62	Nate Wilkinson	OL	6-3	290	Fr.	Franklin, Tenn. (Centennial HS)
27	Greg Willard	DB	5-9	170	Jr.	Decatur, Ala. (Austin HS)
13	Quincy Williams	LB	6-0	215	R-So.	Birmingham, Ala. (Wenonah HS)
50	Paris Wilson	LB	6-2	215	Fr.	Memphis, Tenn. (Melrose HS)
91	Bishop Woods	DL	6-2	253	Jr.	Atlanta, Ga. (Peachtree Ridge HS)

**Head Coach/Quarterbacks:** Mitch Stewart (Valdosta St., 2005), 2nd Season as HC, 7th Overall

**Defensive Coordinator/Asst. Head Coach/Secondary:** Chris Boone (Southern Miss., 1997), 2nd Season

**Linebackers/Special Teams Coordinator:** Jake Johnson (Eastern Ky., 2002), 1st Season

**Offensive Line/Run Game Coordinator:** Gordon Steele (Valdosta St., 2010), 3rd Season

**Wide Receivers:** Casey Brockman (Murray St., 2013), 3rd Season

**Running Backs/Co-Run Game Coordinator:** Sean Dawkins (Troy, 2007), 5th Season

**Defensive Line:** Kevin Park (Baylor, 2013), 1st Season

**Cornerbacks:** Corico Wright (Clemson, 2012), 1st Season

**Dir. of Recruiting & Player Personnel:** Steve Adams (Murray St., 2013), 7th Season

**Strength & Conditioning:** Craig Swieton (Springfield, 2003), 6th Season

**Defensive Quality Control:** Carson Hunter (Memphis, 2012), 1st Season

**Offensive Quality Control:** Drew Burnham, 2nd Season

**Special Teams Quality Control:** Garrett Schwettman, (Western Ky., 2016), 1st Season

**Defensive Graduate Assistant:** Nick Knight (Kentucky Wesleyan, 2011), 1st Season

**Offensive Graduate Assistant:** Harris Bivin, (Murray St., 2014), 1st Season

### PRONUNCIATION GUIDE

ZURI Elrington \_\_\_\_\_ ZUR-EE  
MALIK Golson \_\_\_\_\_ MUH-LEEK  
TRAE Gordon \_\_\_\_\_ TRAY  
TYRE Gray \_\_\_\_\_ TIE-REE  
DEMETRIC Johnson \_\_\_\_\_ DUH-ME-TRICK  
Michael MAGOCHY \_\_\_\_\_ MUH-GO-CHEE  
MAREIO McGraw \_\_\_\_\_ MARIO  
Toby OMLI \_\_\_\_\_ AHM-LEE

RAJAI Perkins \_\_\_\_\_ RAH-JAY  
Chris STAHL \_\_\_\_\_ STALL  
D'MONTRE Wade \_\_\_\_\_ DUH-MON-TRAY  
D'VAUGHN Whitt \_\_\_\_\_ DUH-VAUGHN  
CORICO Wright \_\_\_\_\_ CUH-RICO  
Craig SWIETON \_\_\_\_\_ SWEET-UHN

## 2016 MURRAY STATE ROSTER BREAKDOWN BY STATE

### ALABAMA (21)

Cam Carter  
Derrick Shaw  
Tyre Gray  
Jordan Gandy  
Sylvaughn Turner  
Quindarius Coles  
Ernest Kenty  
Quincy Williams  
Chris White  
Lamont Crittendon  
Greg Willard  
Griffin Martin  
Dee Nalls  
Jesse Blackburn  
Mitch Stults  
Jonathan Moss  
KD Humphries  
Ethon Felton  
Silas Owens  
Troy-Wayne Quinn  
Robert Adams

### Hometown

Adamsville  
Alabaster  
Alexander City  
Athens  
Athlens  
Bessmer  
Birmingham  
Birmingham  
Daphne  
Decatur  
Decatur  
Elba  
Fayette  
Gardendale  
Hamilton  
Madison  
Montgomery  
Muscle Shoals  
New Market  
Prattville  
Tuscaloosa



### CALIFORNIA (5)

Zuri Elrington  
Zach Wade  
Isaiah Foster  
Marcus Meredith  
Malik Golson

### Hometown

Los Angeles  
Newport Beach  
Pacoima  
San Clemente  
San Diego

### FLORIDA (2)

Sean Moore  
Noah Banks

### Hometown

Davie  
Pensacola

### GEORGIA (7)

Nigel Walton  
Bishop Woods  
Rashad Johnson  
Kwan Stallworth  
Marquez Sanford  
Sterling Taylor  
L.J. Gaaney

### Hometown

Atlanta  
Atlanta  
Barnesville  
Lithonia  
Macon  
Morrow  
Snellville

### ILLINOIS (1)

Eli Oltean

### Hometown

St. Joseph

### INDIANA (1)

Keenan Lautner

### Hometown

Lynnville

### KANSAS (2)

Toby Omli  
Sean Rodriguez

### Hometown

Brookville  
Nickerson

### KENTUCKY (18)

Nolan Nichols  
Jensen Feggins  
Caleb Sheffer  
Chase Boling  
Andre Davis  
Trae Gordon  
Nate Embry  
Jonathan Jackson  
Dylan Boone  
Dante Darcus  
Ryan Duvall  
Houston Hartz  
Jordan Tyler  
John Welsh  
Drake VanHooser  
Landon Stratton  
Hector Garcia  
Zach Shipley

### Hometown

Benton  
Bowling Green  
Hodgenville  
Lexington  
Lexington  
Louisville  
Madisonville  
Mayfield  
Murray  
Murray  
Owensboro  
Owensboro  
Paducah  
Paducah  
Princeton  
Russellville  
Sedalia  
Shelbyville

### TENNESSEE (18)

D'Vaughn Whitt  
D'Montre Wade  
Ingram Tillard  
Wes Drewery  
Michael Magochy  
Connor Mitchell  
Nate Wilkinson  
Brant Newman  
Steven Clemmons  
Mark Dodson  
Tony Mays  
Josh Malone  
Drew Rutland  
Paris Wilson  
Leighton Colby  
Joe Irby  
Mareio McGraw  
Demetric Johnson

### Hometown

Clarksville  
Columbia  
Germantown  
Franklin  
Franklin  
Franklin  
Franklin  
Germantown  
Lewisburg  
Memphis  
Memphis  
Memphis  
Memphis  
Memphis  
Murfreesboro  
Nashville  
Nashville  
South Pittsburg

### LOUISIANA (2)

Jace Bragg  
Korey Tillman

### Hometown

Baton Rouge  
New Orleans

### MISSISSIPPI (3)

Ryan Rainey  
Marico Paige  
DeQuinten Spraggins

### Hometown

Saucier  
Wesson  
West Point

### MISSOURI (6)

Nick Collins  
Tyler Gray  
James Sappington  
Brendan Bognar  
Rajai Perkins  
Chris Stahl

### Hometown

Columbia  
Columbia  
Peculiar  
St. Louis  
St. Louis  
St. Louis

### NEW HAMPSHIRE (1)

Austin Hogancamp

### Hometown

North Sutton



# 2016 MURRAY STATE ROSTER BREAKDOWN BY POSISTION

## OFFENSE

### OFFENSIVE LINE (16)

No.	Name	Class
51	Ryan Rainey	R-Jr.
58	Kwan Stallworth	Fr.
59	Austin Hogancamp	Fr.
60	Brant Newman	So.
61	Dante Darcus	R-Fr.
62	Nate Wilkinson	Fr.
66	Tony Mays	R-Sr.
68	Leighton Colby	R-Fr.
69	Chris White	So.
70	Jace Bragg	R-Fr.
71	Noah Banks	R-Fr.
74	Steven Clemmons	Fr.
75	Cam Carter	Fr.
77	Ingram Tillard	Jr.
78	Joe Irby	Jr.
93	Wyatt Dawson	R-Fr.

### QUARTERBACKS (6)

No.	Name	Class
2	KD Humphries	R-Sr.
8	Nate Embry	Fr.
13	Brendan Bognar	R-Fr.
14	Cameron Birse	R-Jr.
18	Eli Oltean	Fr.
19	Houston Hartz	R-So.

### RUNNING BACKS (6)

No.	Name	Class
7	Mark Dodson	R-Jr.
20	Mareio McGraw	Fr.
26	Demetric Johnson	R-Jr.
30	Trae Gordon	So.
33	Ethon Felton	R-So.
48	Drake Van Hooser	R-Fr.

### WIDE RECEIVERS (14)

No.	Name	Class
1	Malik Golson	R-Sr.
3	L.J. Gainey	Jr.
12	Mitch Stults	Sr.
15	Tyre Gray	Fr.
16	Jordon Gandy	Jr.
28	Nick Collins	Fr.
35	Drew Rutland	So.
80	Sterling Taylor	R-Jr.
81	Caleb Sheffer	R-Fr.
82	Sylvaughn Turner	Fr.
84	Rajai Perkins	Fr.
85	Jesse Blackburn	Sr.
86	Jensen Feggins	R-Fr.
89	Jonathan Moss	Fr.

## DEFENSE

### DEFENSIVE BACKS (17)

No.	Name	Class
5	D'Montre Wade	R-Jr.
6	Marquez Sanford	So.
8	Zach Shipley	R-Jr.
17	Isaiah Foster	Jr.
21	Zachary Wade	R-Jr.
22	Dylan Boone	So.
23	Marcus Meredith	R-Jr.
24	Toby Omli	Sr.
27	Greg Willard	Jr.
29	Sean Moore	Fr.
30	Tyler Gray	Fr.
34	Nigel Walton	Fr.
36	D'Vaughn Whitt	Fr.
39	Andre Davis	Fr.
43	John Welsh	R-So.
44	Josh Malone	Fr.
46	Ernest Kenty	Fr.

### DEFENSIVE LINE (13)

No.	Name	Class
32	Zuri Elrington	Jr.
47	Robert Adams	Fr.
54	Chris Stahl	Fr.
73	Michael Magochy	Fr.
90	Dee Nalls	Fr.
91	Bishop Woods	Jr.
92	Quindarius Coles	Fr.
94	Silas Owens	So.
95	Troy-Wayne Quinn	Jr.
96	Griffin Martin	Fr.
97	Ryan Duvall	R-So.
98	Korey Tillman	Fr.
99	Rashad Johnson	So.

### LINEBACKERS (10)

#No.	Name	Class
4	Jonathan Jackson	Sr.
9	Lamont Crittendon	R-Jr.
13	Quincy Williams	R-Jr.
25	Marico Paige	Jr.
31	Sean Rodriguez	Jr.
42	Jordan Tyler	R-So.
45	Derrick Shaw	Fr.
49	Chase Boling	Fr.
50	Paris Wilson	Fr.
53	Nolan Nichols	R-So.

## SPECIAL TEAMS

### KICKERS (3)

No.	Name	Class
38	James Sappington	Fr.
41	Connor Mitchell	R-Sr.
87	Hector Garcia	R-Fr.

### LONG SNAPPERS (1)

No.	Name	Class
40	Wes Drewery	R-So.

### PUNTERS (2)

No.	Name	Class
37	Landon Stratton	R-So.
79	Keenan Lautner	Fr.

# 2016 MURRAY STATE DEPTH CHART

## OFFENSE

QB	2 14	<b>KD Humphries</b> Cameron Birse	6-3 6-2	225 235	RSr. RJr.	STUD	32 95	<b>Zuri Elrington</b> Troy-Wayne Quinn	6-3 6-1	265 245	Sr. Jr.
F	26 20	<b>Demetric Johnson</b> Mareio McGraw	6-0 6-0	185 180	RJr. Fr.	DT	91 99	<b>Bishop Woods</b> Rashad Johnson	6-2 6-1	253 270	Jr. So.
X	16 80	<b>Jordon Gandy</b> Sterling Taylor	6-4 6-0	210 190	Jr. RJr.	NOSE	54 90	<b>Chris Stahl</b> Dee Nalls	6-2 6-4	285 305	Fr. Fr.
H	1 12	<b>Malik Golson</b> Mitch Stults	5-9 5-9	180 175	RSr. Sr	END	94 97	<b>Silas Owens</b> Ryan Duvall	6-4 6-5	240 225	So. RSO.
Y	85 15	<b>Jesse Blackburn</b> Tyre Gray	6-3 5-10	240 170	Sr. Fr.	MIKE	9 25	<b>Lamont Crittendon</b> Marico Paige	5-10 6-1	235 220	RSO. Jr.
Z	3 89	<b>L.J. Gainey</b> Jonathan Moss	5-11 6-0	187 165	Jr. Fr.	WILL	13 4	<b>Quincy Williams</b> Jonathan Jackson	6-0 5-11	215 211	RSO. Sr.
LT	78 75	<b>Joe Irby</b> Cam Carter	6-4 6-6	297 280	Jr. Fr.	SLASH	21 36	<b>Zach Wade</b> D'Vaughn Whitt	5-11 5-10	215 170	RJr. Fr.
LG	58 51	<b>Kwan Stallworth</b> Ryan Rainey	6-4 6-1	295 295	So. RJr.	FS	22 8	<b>Dylan Boone</b> Zach Shipley	5-11 5-10	193 178	Jr. RJr.
C	60 51	<b>Brant Newman</b> Ryan Rainey	6-2 6-1	286 295	RFr. RJr.	JACK	24 17	<b>Toby Omli</b> Isaiah Foster	6-0 6-2	200 175	Sr. Jr.
RG	69 62	<b>Chris White</b> Nate Wilkinson	6-3 6-3	310 290	So. Fr.	CB	5 34	<b>D'Montre Wade</b> Nigel Walton	6-0 6-0	192 170	RJr. Fr.
RT	71 77	<b>Noah Banks</b> Ingram Tillard	6-6 6-5	310 330	RFr. Jr.	CB	6 27	<b>Marquez Sanford</b> Greg Willard	5-11 5-9	170 170	So. Jr.

## SPECIAL TEAMS

PK	41 38	<b>Connor Mitchell</b> James Sappington	6-2 6-5	200 220	RSr. Fr.	KR	5 6	<b>D'Montre Wade</b> <b>Marquez Sanford</b>	6-0 5-11	192 170	RJr. So.
KO	41 38	<b>Connor Mitchell</b> James Sappington	6-2 6-5	200 220	RSr. Fr.	PR	1 3	<b>Malik Golson</b> L.J. Gainey	5-9 5-11	180 187	RSr. Jr.
P	37 38	<b>Landon Stratton</b> James Sappington	6-0 6-5	180 220	RSO. Fr.	H	37 8	<b>Landon Stratton</b> Zach Shipley	6-0 5-10	180 178	RSO. RJr.
DS	40 73	<b>Wes Drewery</b> Michael Magochy	6-3 6-4	230 220	RSO. Fr.	SS	40 73	<b>Wes Drewery</b> Michael Magochy	6-3 6-4	230 220	RSO. Fr.

## THE INSIDE TRACK

### SATURDAY'S WEATHER

The high during the day Saturday is predicted to be 89 degrees, with just a 13-percent chance of rain, despite a fair amount of clouds. However, the forecast for the evening is less promising with temps expected in the mid-70's, rain predicted at 52-percent and a chance of thunderstorms in spots. Winds, however, will be calm coming out of the N at just 4 mph.

### COACH TO CURE

Coach To Cure MD is a one-day, nationwide awareness building and fundraising event that will be held on September 24, 2016. The goal of Coach To Cure MD is to raise awareness of Duchenne muscular dystrophy (Duchenne, pronounced "DOO-SHIN"), generate new financial support for Duchenne research and to demonstrate coaches' commitment to the betterment of young men and the core academic research missions of their universities. College football coaches all over the country have been asked to wear a patch with the Coach To Cure MD insignia on Saturday, September 24th. By wearing this patch, coaches will show their support for Coach To Cure MD and the fight against this disease. On Saturday, Hunter Shaw, who suffers from DMD, and his family will be the guests of the Racer and will conduct the opening coin toss.

### OVC OPENERS

Murray State is 29-39 all-time in OVC openers and is 16-17 when the opener takes place in Murray. When SEMO entered the league in 1992, the two teams met every year as each's OVC opener until 1999. Since then, they have met just once in an OVC opener, with SEMO besting with Racers at home in 2010. Murray State is now 9-2 all-time in OVC openers vs. the Redhawks and 5-1 in Murray.

### MR. 100

With 104 yards against Missouri State and 106 at SIU, Jordon Gandy has now hit the century mark in back-to-back-game. With 246 total yards and 86.0 yards per game he is currently ranked second in the OVC in both categories. He is also ranked 13th in the nation and first in the OVC in receiving touchdowns with three.

### SPECIAL SPECIALISTS

Connor Mitchell currently leads the OVC and is ranked 13th in the nation field goals per game at 1.7, while he is also 22nd in the nation and second in the OVC in field goal percentage at 83.3 percent (5-for-6). Meanwhile, Landon Stratton currently boast the nation's 25th highest punt average and third best in the league at 41.5 yards per punt.

### CHASING HISTORY

Senior QB KD Humphries has a chance to take over as all-time leader in all four major passing categories (attempts, completions, yards and touchdowns) this season, all four of which are currently owned by current MSU WR coach, Casey Brockman. Below is a chart showing where Humphries currently is and what he needs for the record.

	CAREER	CUR.		NEEDED
CAT.	#	RANK.	RECORD	PER GM.
<i>Yds</i>	7,861	3	9,990	266.1
<i>Att.</i>	1,099	4	1,405	38.3
<i>Comp.</i>	710	2	938	28.5
<i>TD</i>	52	T-2	71	2.4

### UP NEXT

Murray State will make the short drive to Clarksville for a meeting with rival, Austin Peay. Kickoff from Fortera Stadium is scheduled for 4 p.m.

### THE BIG 3

With three field goals in Saturday's loss to Missouri State, Connor Mitchell becomes the first player since Jordan Benton in 2012 to make three or more field goals in the same game. In addition, he also notched the first tackle of his career in the game.

### RED ZONE RISING

After marked improvement in the first year under coordinator Chris Boone, the Murray State defense has continued to get better in the early weeks of Boone's second season. One area in particular is red zone defense, a category in which the Racers are currently ranked 21st in the nation and second in the OVC. In 2015, MSU had just four red zone stops in 44 attempts. So far in 2016, the Racer "D" has three stops in eight attempts.

### THE BLUE WALL

Lamont Crittendon's block of Missouri State's field goal attempt Saturday, kept alive a pretty impressive streak by the Racers. The Racers have now blocked at least one kick in every season dating back to at least 1995, spanning parts of three decades and now standing at 21 total seasons.

### HOME AWAY FROM HOME

Saturday's trip to Carbondale will mark the second trip this season to the state of Illinois this season for the Racers with one more still to come in Eastern Illinois. Opponents from the Land of Lincoln account for exactly 50 percent of MSU's road games this season.

### ONCE FRIENDS, NOW FOES

Two sets of former teammates will be on opposing rosters when Murray State and SIU take the field Saturday. MSU kicker Hector Garcia and SIU linebacker Corey Crider both graduated from Graves County HS in 2014, while Rajai Perkins and Jimmy Jones played together at Hazelwood East in St. Louis.

### WELCOME HOME

Saturday will be the 92nd home opener for Murray State and they are currently 62-25-4 all-time in those game. After defeating Kentucky Wesleyan, 52-12, in last year's debut at Stewart Stadium, the Racers have now won three consecutive home openers.

### SENIORS HONORED

Prior to Saturday's game nine seniors will be honored with their loved ones as part of the annual senior night. This year's seniors are Jesse Blackburn, Zuri Elrington, Malik Golson, KD Humphries, Jonathan Jackson, Tony Mays, Connor Mitchell, Toby Omli and Mitch Stults.

### STEWART VS. STECKEL

While the two have never met as head coaches, they did meet as coordinators in 2013 when Murray State traveled to Missouri. Stewart's offense got the best of Steckel's defense for one quarter, when the Racers led 14-3 after the first. However, the Tigers would then shutout the Racers for the rest of the game on the way to a 58-14 win.

### CLEAR THE TRACK

One of the greatest traditions in college football returns this season, as Racer 1 will once again make its way around the track after every Murray State touchdown. This year the horse, whose real name is Lobo, will be mounted by Kelsey Hathaway, a senior equine science major from Bowling Green, Kentucky.

### THERE'S GOLD IN THAT THERE END ZONE

Back for its third season, is the annual Gold Rush. The Gold Rush is a new tradition in which all freshman are invited to run from one end of the field to the other prior to the game, decked in exclusive gold t-shirts and led by the university president, Dr. Bob Davies. The freshman are then invited to stay in the end zone and enjoy the game from field level.

## THE INSIDE TRACK

### TURNING HEADS

After a record breaking season in 2016 quarterback KD Humphries has garnered four preseason All-American honors (STATS, HERO Sports, College Sports Madness, InstantScouting) and has been named to two player of the year watch lists (STATS and CFPA). He also caught the attention of the first family of quarterbacks over the summer, the Mannings, and was invited to serve as a counselor at the elite Manning Passing Academy.

### CHASING HISTORY

Senior QB KD Humphries has a chance to take over as all-time leader in all four major passing categories (attempts, completions, yards and touchdowns) this season, all four of which are currently owned by current MSU WR coach, Casey Brockman. Below is a chart showing where Humphries currently is and what he needs for the record.

### WHAT'S UP "G"?

Eight MSU players will be wearing a "G" on their jersey in place of the traditional captain's "C". The "G" stands for G.U.T.T.S or Guys You Trust To Serve. This year's G.U.T.T.S. group consists of:

<i><b>NO.</b></i>	<i><b>NAME</b></i>	<i><b>CL</b></i>
2	KD Humphries	R-Sr.
6	Marquez Sanford	So.
8	Zach Shipley	R-Jr.
9	Lamont Crittendon	R-Jr.
24	Toby Omli	Sr.
40	Wes Drewery	R-So.
69	Chris White	So.
78	Joe Irby	Jr.

### OUT OF THE GATES

As it begins its 92nd season of football, Murray State is currently 49-38-4 all-time in season openers. However, when opening on the road, the all-time record dips below .500 at 19-25.

### NUMBER CHANGES

As the year changes, so do the numbers. Several Racers will be wearing new numbers for the 2016 season.

<i><b>NAME</b></i>	<i><b>OLD #</b></i>	<i><b>NEW #</b></i>
Marquez Sanford	31	6
D'Montre Wade	34	5
Chase Boling	50	49
Lamont Crittendon	51	9
Kwan Stallworth	57	58
Drake VanHooser	72	48
Zach Shipley	82	8

### A FRESH LOOK

For the first time since 1978, Murray State will wear a white helmet. The helmet will have the tradition "rider in M" on the left side and the player's number on the right with a navy & gold checkered trailing tail going down the middle. Uniform wise, gone is the recent gray, and in is a simple clean design featuring gold, navy and white. The two jerseys will be all white and a navy jersey with white sleeves. The two pants are navy with a white stripe down the middle and solid white.

### OVC ACCOLADES

Senior TE Jesse Blackburn was the lone MSU representative on the Preseason All-OVC team. The senior caught six touchdowns passes and racked up a total of 612 yards in 2015.

# HEAD COACH MITCH STEWART

2ND SEASON AT MSU/2ND SEASON OVERALL

## STEWART'S CAREER YEAR-BY-YEAR COACHING RECORD

Year	Team	OVERALL			OVC			POSTSEASON		
		W	L	Pct.	W	L	Pct.	W	L	Pct.
2015	Murray St.	3	8	.273	2	6	.250	0	0	.000
2016	Murray St.	0	3	.000	0	0	.000	0	0	.000
<b>TOTAL</b>		<b>3</b>	<b>11</b>	<b>.214</b>	<b>2</b>	<b>6</b>	<b>.250</b>	<b>0</b>	<b>0</b>	<b>.000</b>
<b>OT</b>		<b>1</b>	<b>1</b>	<b>.500</b>	<b>1</b>	<b>1</b>	<b>.500</b>	<b>0</b>	<b>0</b>	<b>.000</b>

## STEWART VS. THE COMPETITION

OPPONENT	RECORD	OPPONENT	RECORD
<b>Austin Peay*</b>	<b>1-0</b>	Northern Illinois	0-1
<b>Eastern Illinois*</b>	<b>0-1</b>	<b>Southern Illinois</b>	<b>0-1</b>
<b>Eastern Kentucky*</b>	<b>0-1</b>	<b>Southeast Missouri*</b>	<b>0-1</b>
<b>Illinois</b>	<b>0-1</b>	<b>Tennessee State*</b>	<b>1-0</b>
<b>Jacksonville State*</b>	<b>0-1</b>	<b>Tennessee Tech*</b>	<b>0-1</b>
Kentucky Wesleyan	1-0	<b>UT Martin*</b>	<b>0-1</b>
<b>Missouri State</b>	<b>0-1</b>	Western Michigan	0-1

2016 Opponents Listed In BOLD

\*Indicates OVC Opponent

## TALE OF THE TAPE



### Murray State

14.0	Points Per Game	21.0
304.0	Total Offense/Game	342.7
57.3	Rushing Yards/Game	144.0
30.6	Rushing Attempts/Game	38.7
1.9	Yards Per Carry	3.7
246.7	Passing Yardage/Game	198.7
39.3	Passing Attempts/Game	33.7
10.3	Yards Per Pass Completion	11.5
43.3	Points Allowed/Game	30.7
514.0	Total Defense/Game	419.3
243.3	Rushing Yards Allowed/Game	132.0
5.2	Yards Per Carry Allowed	3.4
270.7	Passing Yards Allowed/Game	287.3
12.7	Yards Per Completion Allowed	13.5
-7	Turnover Margin	-2

### Leaders

Humphries (519)	Passing Yards	Hosket (596)
Humphries (2)	Passing TDs	Hosket (3)
D. Johnson (116)	Rushing Yards	Young (234)
McGraw (1)	Rushing TDs	Young (2)
D. Johnson (14)	Receptions	McCullough (15)
Gandy (3)	Receiving TDs	Davis, Darden-Box, Wilkerson (1)
Gandy (246)	Receiving Yards	Wilkerson (191)
Z. Wade (28)	Tackles	Garrett (23)
Crittendon (4.5)	Tackles-For-Loss	Donnerson (4.5)
Jackson (2.0)	Sacks	Donnerson (2.5)
D. Wade (1)	Interceptions	Ford, Hill, Garrett (1)

All stats are current 2016

## RACERS RECORD WHEN...

Overall	0-3
at home	0-1
on road	0-3
on grass	0-0
on field turf	0-3
in overtime	0-0
MSU wins coin toss	0-1

MSU scores first	0-0
MSU leads after 1st quarter	0-0
MSU leads at half	0-0
MSU leads after 3rd quarter	0-0

MSU has more rushing yards	0-0
MSU has more passing yards	0-0
MSU has more total yards	0-0

MSU has less penalties	0-1
MSU has less turnovers	0-0

MSU scores 20 points or more	0-1
MSU scores 30 points or more	0-0
MSU scores 40 points or more	0-0
MSU scores 50 points or more	0-0

MSU holds opp. under 30 points	0-1
MSU holds opp. under 20 points	0-0
MSU holds opp. under 10 points	0-0

MSU completes 50% of passes	0-1
MSU completes 60% of passes	0-2

MSU has 300-yard passer	0-1
Opp. has 300-yard passer	0-0

MSU has 100-yard rusher	0-0
Opp. has 100-yard rusher	0-2

MSU has 100-yard receiver	0-2
Opp. has 100-yard receiver	0-0

MSU defense scores	0-0
Opp. defense scores	0-0

MSU special teams score	0-3
Opp. special teams score	0-3

## 2016 OPENING DRIVES

### Opponent

at Illinois  
Missouri State  
at Southern Illinois  
Southeast Missouri  
at Austin Peay  
UT Martin  
at Eastern Illinois  
Tennessee State  
at Eastern Kentucky  
Jacksonville State  
at Tennessee Tech

### 1H Result

Interception  
Punt  
Interception

### 2H Result

Punt  
Interception  
Punt

## MURRAY STATE SCORING DRIVES

Opponent	Qt.	Points	Plays	Yards	TOP	How Scored
Illinois	2	3	10	64	3:38	Mitchell 34yd field goal
Missouri St.	1	3	7	36	2:22	Mitchell 31yd field goal
Missouri St.	2	7	4	74	0:53	Gandy 55yd pass from Humphries
Missouri St.	2	3	11	50	2:43	Mitchell 36yd field goal
Missouri St.	3	7	9	66	2:42	Gandy 1yd pass from Humphries
Missouri St.	4	3	11	70	1:48	Mitchell 37 yd field goal
Southern Ill.	1	3	7	72	2:19	Mitchell 25yd field goal
Southern Ill.	1	7	1	14	0:06	Gandy 14yd pass from Birse
Southern Ill.	4	7	1	68	0:10	McGraw 68yd rush

## 2016 OFFENSIVE STARTERS GAME-BY-GAME

	X	LT	LG	C	RG	RT	Y	H	Z	QB	F
ILL	Gandy	Irby	Rainey	Newman	White	Banks	Blackburn	Golson	Gainey	Humphires	Dodson
MOST	Gandy	Irby	Rainey	Newman	White	Banks	Blackburn	Stults	Gainey	Humphires	Johnson
SIU	Gandy	Irby	Stallworth	Newman	White	Banks	Blackburn	Golson	Gainey	Birse	Johnson
SEMO											
AP											
UTM											
EIU											
TSU											
EKU											
JSU											
TTU											

## 2016 DEFENSIVE STARTERS GAME-BY-GAME

	STUD	DT	NOSE	END	MIKE	WILL	SLASH	FS	JACK	CB	CB
ILL	Elrington	Johnson	Stahl	Jackson	Crittendon	Williams	Z. Wade	Shipley	Omli	D. Wade	Sanford
MOST	Elrington	Johnson	Stahl	Jackson	Crittendon	Williams	Z. Wade	Boone	Omli	D. Wade	Sanford
SIU	Elrington	Johnson	Stahl	Jackson	Crittendon	Williams	Z. Wade	Boone	Omli	D. Wade	Sanford
SEMO											
AP											
UTM											
EIU											
TSU											
EKU											
JSU											
TTU											

## 2016 WON-LOST MARGINS

Margin	1	2	3	4	5	6	7	8	9	10	11	12	13	14	15
Won By															
Lost By						1									
Margin	16	17	18	19	20	21	22	23	24	25	26	27	28	29	30+
Won By															
Lost By															2

## 2016 SCORE BY QUARTERS

	1st Qtr.	2nd Qtr.	3rd Qtr.	4th Qtr.	OT	Total
Murray St.	13	13	6	10	0	42
Avg.	4.3	4.3	2.0	3.3	0.0	14.0
Opponents	45	49	13	23	0	130
Avg.	15.0	16.3	4.3	7.7	0.0	43.3



2016 TEAM/OPPONENT HIGHS & LOWS				
	MURRAY STATE		OPPONENT	
	HIGHS	LOWS	HIGHS	LOWS
Offense				
Points	22 - MOST, 9/10	3 - ILL, 9/3	52 - ILL, 9/3	28 - MOST, 9/10
First Downs	21 - MOST, 9/10	12 - SIU, 9/17	30 - SIU, 9/17	21 - ILL, 9/3
Total Offense	428 - MOST, 9/10	165 - ILL, 9/3	558 - SIU, 9/17	469 - MOST, 9/10
Touchdowns	2 - MOST, 9/10; SIU, 9/17	0 - ILL, 9/3	7 - ILL, 9/3	4 - MOST, 9/10
Passing Yards	356 - MOST, 9/10	175 - ILL, 9/3	295 - MOST, 9/10	228 - ILL, 9/3
Passing TD	2 - MOST, 9/10	0 - ILL, 9/3	4 - SIU, 9/17	3 - MOST, 9/10; ILL, 9/3
Rushing Yards	110 - SIU, 9/17	40 - ILL, 9/3	287 - ILL, 9/3	174 - MOST, 9/10
Rushing TD	----	---	4 - ILL, 9/3	1 - MOST, 9/10
T.O.P.	27:25 - SIU, 9/17	25:17 - MOST, 9/10	34:43 - MOST, 9/10	32:35 - SIU, 9/17
Interceptions	3 - MOST, 9/10; SIU, 9/17	2 - ILL, 9/3	1 - MOST, 9/10	0 - ILL, 9/3; SIU 9/17
Fumbles Lost	1 - MOST, 9/10; ILL, 9/3	0 - SIU, 9/17	1 - MOST, 9/10; SIU, 9/17	0 - ILL, 9/3
Defense				
Tackles	93 - MOST, 9/10	74 - ILL, 9/3	80 - MOST, 9/10	64 - SIU, 9/17
Tackles-For-Loss	7.0 - MOST, 9/10	3.0 - ILL, 9/3; SIU, 9/17	11.0 - ILL, 9/3; SIU, 9/17	8.0 - MOST, 9/10
Sacks	2.0 - ILL, 9/3	1.0 - MOST, 9/10; SIU, 9/17	6.0 - ILL, 9/3	2.0 - MOST, 9/10
QB Hurries	6 - MOST, 9/10	1 - SIU, 9/17	3 - MOST, 9/10; ILL, 9/3	2 - SIU, 9/17
Special Team & Misc.				
Field Goals	3- MOST, 9/10	1 - ILL, 9/3; SIU, 9/17	1 - ILL, 9/3; SIU, 9/17	0 - MOST, 9/10
Punt Average	49.4 - SIU, 9/17	30.0 - MOST, 9/10	43.0 - ILL, 9/3	36.3 - SIU, 9/17
Penalties (Yards)	9 (75) - MOST, 9/10	4 (29) - ILL, 9/3	12 (130) - MOST, 9/10	6 (44) - SIU, 9/17
2016 INDIVIDUAL HIGHS				
	MURRAY ST.		OPPONENT	
Offense				
Passing Yards	356 - Humphries (MOST, 9/10)		295 - Ruddick (MOST, 9/10)	
Passing TD	2 - Humphries (MOST, 9/10)		4 - Straughn (SIU, 9/17)	
Rush Yards	78 - McGraw (SIU, 9/17)		118 - Foster (ILL, 9/3)	
Rush TD	78 - McGraw (SIU, 9/17)		2 - Foster (ILL, 9/3)	
Receiving Yds.	106 - Gandy (SIU, 9/17)		98 - Earl (MOST, 9/10)	
Receiving TD	2 - Gandy (MOST, 9/10)		2 - Earl (MOST, 9/10)	
Defense				
Tackles	13 - Z. Wade (MOST, 9/10)		14 - Cole (MOST, 9/10)	
Tackles-For-Loss	3.0 - Crittendon (MOST, 9/10)		3.0 - Phillips, President (ILL, 9/3)	
Sacks	2.0 - Jackson (ILL, 9/3)		2.0 - President (ILL, 9/3), Waithe-Alexander (SIU, 9/17)	
Interceptions	1 - D. Wade (MOST, 9/10)		1 - 8 Players	
Blocked Kicks	1 - Crittendon (MOST, 9/10)		---	
Special Teams				
Field Goals	3 - Mitchell (MOST, 9/10)		1 - McLaughlin (ILL, 9/3); 1 - Sotiropoulos (SIU, 9/17)	
Punt Average	49.4 - Stratton (SIU, 9/17)		43.0 Frain - (ILL, 9/3)	

## THE LAST TIME MURRAY STATE...

### 30+ Rushing Attempts

30, Mike Harris (133 yds) vs Eastern Illinois, 10-15-11

### 100 Yards Rushing

112, Roman Clay, at Jacksonville St, 11-21-15

### 200 Yards Rushing

206, Mike Harris vs. Eastern Kentucky, 10-29-11

### 300 Yards Rushing

310, Stevie Chaney vs Austin Peay, 11-12-05

### 20+ Completions

28, KD Humphries (28-51-346) vs. Eastern Ill., 10-31-15

### 30+ Completions

35, KD Humphries (35-52-356), Missouri St., 9-10-16

### 40+ Completions

43, KD Humphries (43-57-491) vs. Tenn. Tech, 9-26-15

### 30+ Passing Attempts

31, KD Humphries (18-31-163) at Illinois, 9-3-16

### 40+ Passing Attempts

45, KD Humphries (22-45-286) at Jacksonville St, 11-21-15

### 50+ Passing Attempts

52, KD Humphries (35-52-356), Missouri St., 9-10-16

### 30+ Passing Attempts In One Half

34, KD Humphries (21-34-260) vs. Eastern Ky. (2nd), 11-14-15

### 300+ Passing

356, KD Humphries (35-52-2TD), Missouri St., 9-10-16

### 400+ Passing

491, KD Humphries (43-57, 3TD) vs. Tenn. Tech, 9-26-15

### 500+ Passing

537, Casey Brockman (45-67, 8TD) vs UTM, 10-13-12

### 3 TD's Passing

3, KD Humphries (34-51-366) at Tennessee St., 11-7-15

### 4 TD's Passing

4, Casey Brockman (35-46-321) vs Georgia St., 10-8-11

### 5+ TD's Passing

5, KD Humphries (25-34-385) vs. Ky. Wesleyan, 9-3-15

### 2 TD's Receiving

2, Jordon Gandy, Missouri St., 9-10-16

### 3+ TD's Receiving

3, Janawski Davis, vs. Tenn. Tech, 9-26-15

### One Player Accounting For Three Scores In Three Different Ways

Casey Brockman (rush, reception, and pass)  
vs Southeast Mo., 11-19-11

### 10+ Receptions

10, Jesse Blackburn (162), at Tennessee St., 11-7-15

### 15+ Receptions

19, Jeremy Harness (164) at Tennessee Tech, 10-4-14

### 100+ Receiving Yards

113, Paul Rice, vs. Eastern Ky., 11-14-15

### 150+ Receiving Yards

162, Jesse Blackburn, at Tennessee St., 11-7-15

### 200+ Receiving Yards

213, Marcus Harris vs Missouri State, 10-9-10

### Kickoff Return For TD

85, Janawski Davis, vs. UT Martin, 10-24-15

### Punt Return For TD

62, Janawski Davis vs. Ky. Wesleyan, 10-25-14

### Interception For TD

26, Marquez Samford, vs. Eastern Ill., 10-31-15

### 60+ Punt

78, Landon Stratton, at Southern Ill., 9-17-16

### Scored A Safety

vs Mississippi Valley State, 9-10-11

### Fumble Return For TD

1, Demetrius Mason, at Jacksonville St, 11-21-15

### Blocked Punt For TD

Brandon Wicks block, Jeffery Richard TD  
vs. Miss Valley St, 9-10-11

### Blocked Punt

Brandon Wicks vs. Eastern Illinois, 10-15-11

### Blocked Field Goal

Lamont Crittendon, Missouri St., 9-10-16

### Blocked Extra Point

Zach Dean (2) at Tennessee State, 11-7-15

### Blocked PAT Return for 2 Pts.

Shawn Samuels-Connell at Tennessee State, 11-7-15

### 4 Interceptions In Game By One Player

4, Bud Qualk vs Austin Peay, 11-8-69

### 3 Interceptions In Game By One Player

4, Bud Qualk vs Austin Peay, 11-8-69

### 2 Interceptions In A Game By One Player

2, Nathan Brinkley, vs UT Martin, 9-25-10

### 3 Field Goals In A Game

Connor Mitchell (31, 36, 37), vs. Missouri St., 9-10-16

### 4 Field Goals in a game

Kienan Cullen (37, 21, 20, 40) vs Tenn Tech, 11-6-10

### 5 Field Goals in a game

Jordan Benton (39, 30, 35, 36, 21) vs. Eastern Illinois, 9-22-12

### 50+ Field Goal

52, Shane Andrus vs Eastern Illinois, 11-23-02

### 60+ Field Goal

62, Paul Hickert vs Eastern Kentucky, 10-11-86

### Rush Of 65+ Yards

68, Mareio McGraw, at Southern Ill., 9-17-16

### Pass Of 65+ Yards

71, KD Humphries to Janawski Davis vs. UT Martin, 10-24-15

### Rush Of 75+ Yards

79, Terrance Tillman vs Tennessee Tech, 10-28-2000

### Pass of 75+ Yards

75, KD Humphries to Janawski Davis vs. Southeast Mo., 10-11-14

### Rush Of 85+ Yards

94, Mike Harris vs Tennessee Tech, 11-6-10

### Rush Of 95+ Yards

97, Stevie Chaney vs Austin Peay, 11-12-05

## THE LAST TIME AN OPPONENT...

### 30+ Rushing Attempts

30, Jarvion Franklin, Western Michigan, 9-20-14

### 100+ Yards Rushing

104, Daquan Isom, Southern Ill., 9-17-16

### 200+ Yards Rushing

224, Tremane McCullough, Southeast Mo., 10-3-15

### 20+ Completions

27, Josh Straughn, Southern Ill., 9-17-16

### 30+ Completions

42, Derek Carr, UT Martin, 10-13-12

### 30+ Passing Attempts

34, Josh Straughn, Southern Ill., 9-17-16

### 40+ Passing Attempts

44, Bennie Coney, Eastern Ky., 11-14-15

### 4+ TD's Passing

4, O'Shay Ackerman-Carter, Tennessee St., 11-7-15

### 10+ Receptions

14, Brock McCain, Tennessee Tech, 9-27-15

### 15+ Receptions

21, Erik Lora, Eastern Illinois, 9-22-12

### 100+ Receiving Yards

143, Rod Wright, UT Martin, 10-24-15  
103, William Tanner, UT Martin, 10-24-15

### 150+ Receiving Yards

169, Paul McRoberts, Southeast Mo., 10-3-15

### 200+ Receiving Yards

248, Patrick Smith, Tennessee St., 11-7-15

### Kickoff Return For TD

98, D.J. Davis, Southern Ill., 9-17-16

### Punt Return For TD

72, Jesse Grandy, Central Arkansas, 9-8-12

### Interception For TD

10 yards, Darius Phillips, Western Michigan, 9-20-14

### Scored A Safety

Eastern Illinois, 11-9-13

### Fumble Return For TD

95, Jabari Weeks, Union, 8-28-14

### Blocked Punt For TD

Missouri State, 10-9-10

### Blocked Punt

1, Missouri State, 10-9-10

### 50+ Field Goal

52, Jackson Redditt, UT Martin, 11-1-14

### Rush Of 75+ Yards

97, Chris Douglas, Missouri State, 10-9-10

### Pass Of 75+ Yards

81, O'Shay Ackerman-Carter to Patrick Smith, TSU, 11-7-15

## 2016 OFFENSIVE INDIVIDUAL GAME-BY-GAME

### Rushing (Att.-Yards-TD)

	ILL	MOST	SIU	SEMO	AP	UTM	EIU	TSU	EKU	JSU	TTU
Cameron Birse	1-(-4)-0	---	5-(-20)-0								
Mark Dodson	4-16-0	---	---								
L.J. Gainey	---	2-3-0	---								
Trae Gordon	2-2-0	---	7-5-0								
Houston Hartz	1-6-0	---	---								
KD Humphries	9-(-12)-0	8-(-2)-0	---								
Demetric Johnson	6-(-2)-0	19-77-0	18-50-0								
Mario McGraw	2-6-0	2-3-0	5-78-1								

### Receiving (Rec.-Yards-TD)

	ILL	MOST	SIU	SEMO	AP	UTM	EIU	TSU	EKU	JSU	TTU
Cameron Birse	---	---	1-(-1)-0								
Jesse Blackburn	4-48-0	2-24-0	4-19-0								
Jensen Feggins	1-17-0	1-12-0	---								
L.J. Gainey	1-(-5)-0	4-34-0	1-4-0								
Jordon Gandy	3-36-0	7-102-2	3-106-1								
Malik Golson	2-34-0	5-21-0	4-28-0								
Trae Gordon	1-(-6)-0	---	---								
Tyre Gray	2-13-0	1-7-0	---								
Demetric Johnson	5-26-0	7-77-0	2-20-0								
Jonathan Moss	---	3-46-0	1-33-0								
Rajai Perkins	---	1-5-0	---								
Mitch Stults	3-12-0	4-26-0	---								

### Passing (Comp.-Att.-Int.-Yards-TD)

	#2 KD Humphries	#14 Cameron Birse	#19 Houston Hartz	#85 Jesse Blackburn
at Illinois	18-31-2-163-0	2-3-0-18-0	1-1-0-(-6)-0	---
Missouri State	35-52-3-356-2	---	---	---
at Southern Illinois	---	15-29-2-210-1	0-1-1-0-0	1-1-0-(-1)-0
Southeast Missouri				
at Austin Peay				
UT Martin				
at Eastern Illinois				
Tennessee State				
at Eastern Kentucky				
Jacksonville State				
at Tennessee Tech				

### Punting/Field Goals (Punts-Avg./FGM-FGA-Long)

	#37 Landon Stratton P	#41 Connor Mitchell FG
at Illinois	7-42.4	1-2-34
Missouri State	6-30.0	3-3-37
at Southern Illinois	8-49.4	1-1-25
Southeast Missouri		
at Austin Peay		
UT Martin		
at Eastern Illinois		
Tennessee State		
at Eastern Kentucky		
Jacksonville State		
at Tennessee Tech		

## 2016 DEFNSIVE INDIVIDUAL GAME-BY-GAME

### Tackles (Total-TFL-TFLYds.)

	ILL	MOST	SIU	SEMO	AP	UTM	EIU	TSU	EKU	JSU	TTU
Robert Adams	---	1-0-0	---								
Noah Banks	---	1-0-0	---								
Dylan Boone	7-0-0	7-1.0-2	6-0-0								
Lamont Crittendon	8-1.0-3	12-3.0-8	6-0.5-1								
Andre Davis	1-0-0	---	---								
Zuri Elrington	1-0-0	1-0-0	4-1.0-3								
Isaiah Foster	5-0-0	1-0.5-0	5-0-0								
Jordon Gandy	---	---	1-0-0								
Malik Golson	---	1-0-0	---								
Jonathan Jackson	5-2.0-11	9-0-0	5-0.5-1								
Demetric Johnson	1-0-0	---	1-0-0								
Rashad Johnson	2-0-0	1-0-0	---								
Mario McGraw	---	1-0-0	---								
Connor Mitchell	---	1-0-0	---								
Dee Nalls	1-0-0	1-0-0	1-0-0								
Toby Omli	3-0-0	5-1.0-8	6-1.0-3								
Silas Owens	1-0-0	1-0-0	3-0-0								
Rajai Perkins	---	---	1-0-0								
Marico Paige	2-0-0	8-0-0	3-0-0								
Troy-Wayne Quinn	---	1-0-0	4-0-0								
Sean Rodriguez	5-0-0	4-0-0	7-0-0								
Marquez Sanford	4-0-0	5-0-0	5-0-0								
Derrick Shaw	2-0-0	---	---								
Zach Shipley	3-0-0	3-0-0	4-0-0								
Chris Stahl	1-0-0	3-0-0	1-0-0								
Korey Tillman	1-0-0	3-0-0	4-0-0								
D'Montre Wade	5-0-0	1-0-0	9-0-0								
Zachary Wade	5-0-0	13-0-0	9-0-0								
Nigel Walton	1-0-0	---	---								
Greg Willard	1-0-0	1-0-0	---								
D'Vaughn Whitt	1-0-0	2-0.5-0	2-0-0								
Quincy Williams	7-0-0	6-1.0-1	2-0-0								
Bishop Woods	---	---	3-0-0								

### Sacks (Sacks-Yds)

	ILL	MOST	SIU	SEMO	AP	UTM	EIU	TSU	EKU	JSU	TTU
Zuri Elrington	---	---	1.0-3								
Toby Omli	---	1.0-8	--								
Jonathan Jackson	2.0-11	---	---								

### Interceptions-Break Ups

	ILL	MOST	SIU	SEMO	AP	UTM	EIU	TSU	EKU	JSU	TTU
Isaiah Foster	---	---	0-1								
D'Montre Wade	0-2	1-1	0-5								

### Fumbles (FF-FR)

	ILL	MOST	SIU	SEMO	AP	UTM	EIU	TSU	EKU	JSU	TTU
Dylan Boone	---	0-1	---								
Malik Golson	---	1-0	---								
Toby Omli	---	---	1-0								
Zachary Wade	---	---	0-1								

### Miscellaneous (Blks-QBH)

	ILL	MOST	SIU	SEMO	AP	UTM	EIU	TSU	EKU	JSU	TTU
Lamont Crittendon	---	1-0	---								
Zuri Elrington	---	0-1	---								
Jonathan Jackson	---	0-1	---								
Troy-Wayne Quinn	---	0-2	---								
Zach Shipley	---	---	0-1								
D'Vaughn Whitt	---	0-1	---								
Quincy Williams	0-2	0-1	---								

## MSU/OPPONENT GAME-BY-GAME

Game	Score	First Downs	Time of Possession	Rushing (No-Yds-TD)	Passing (Cmp-Att-Int-Yds-TD)	Total Offense (Plays-Yds-TD)	3rd Down Conv.	Fumbles-Lost
MURRAY STATE	3	13	26:32	26-(-10)-0	21-35-2-175-0	61-165-0	4-16	1-1
at Illinois	52	21	33:28	40-287-4	16-24-0-228-3	64-515-7	6-12	1-0
MURRAY STATE	22	21	25:17	30-72-0	21-35-2-356-2	82-428-2	9-21	2-1
Missouri State	28	23	34:33	52-174-1	21-37-1-295-3	89-469-4	8-20	1-1
MURRAY STATE	17	12	27:25	36-110-1	16-31-3-209-1	67-319-2	4-18	0-0
at Southern Illinois	50	30	32:35	49-269-2	27-38-0-289-4	87-558-6	4-15	4-1
MURRAY STATE								
Southeast Missouri								
MURRAY STATE								
at Austin Peay								
MURRAY STATE								
UT Martin								
MURRAY STATE								
at Eastern Illinois								
MURRAY STATE								
Tennessee State								
MURRAY STATE								
at Eastern Kentucky								
MURRAY STATE								
Jacksonville State								
MURRAY STATE								
at Tennessee Tech								

## 2016 IN THE RANKINGS

CATEGORY	FCS	OVC	VALUE
Blocked Kicks	14	1	1
Blocked Kicks Allowed	1	1	0
Blocked Punts Allowed	1	1	0
Completion Percentage	35	2	.610
Fewest Penalties	60	3	19
Fewest Penalties Per Game	46	3	6.33
Fewest Penalty Yards	51	3	157
Fewest Penalty Yards Per Game	36	3	52.3
Fumbles Lost	50	2	2
Net Punting	17	2	40.0
Passing Offense	26	1	246.7
Red Zone Defense	37	1	.750

### Field Goals Percentage

Connor Mitchell	22	2	83.3
-----------------	----	---	------

### Field Goals Per Game

Connor Mitchell	7	1	1.67
-----------------	---	---	------

### Fumbles Recovered

Malik Golson	8	2	1
--------------	---	---	---

Zachary Wade	8	2	1
--------------	---	---	---

### Passes Defended

D'Montre Wade	2	1	3.0
---------------	---	---	-----

### Passing Yards

Landon Stratton	25	3	41.5
-----------------	----	---	------

### Receiving TDs

Jordon Gandy	13	1	3
--------------	----	---	---

### Receiving Yards

Jordon Gandy	33	2	246
--------------	----	---	-----

### Receiving Yards Per Game

Jordon Gandy	44	2	82.0
--------------	----	---	------

### Receptions Per Game

Demetric Johnson	73	4	4.7
------------------	----	---	-----

### Sacks

Jonathan Jackson	58	4	0.67
------------------	----	---	------

### Scoring

Jordon Gandy	93	5	6.0
--------------	----	---	-----

Connor Mitchell	93	5	6.0
-----------------	----	---	-----

### Tackles For Loss

Lamont Crittendon	38	5	1.5
-------------------	----	---	-----

### Total Tackles

Zachary Wade	55	3	9.3
--------------	----	---	-----

### Yards Per Reception

Jordon Gandy	22	3	20.50
--------------	----	---	-------

## 2016 BIG GAMES

### 100-Yd Rushing Games

Player	Opponent	Att.-Yds.-TD
--------	----------	--------------

### 10+ Reception Games

Player	Rec.	Opponent	Yds-TD
--------	------	----------	--------

### 100-Yd Receiving Games

Player	Opponent	Rec.-Yds.-TD
Jordon Gandy	Missouri St.	7-104-2
Jordon Gandy	Southern Ill.	3-106-1

### 30+ Completion Games

Player	Opponent	Comp.-Att.
KD Humphries	Missouri St.	35-52

### 300-Yd Passing Games

Player	Opponent	Yds.-TD.
KD Humphries	Missouri St.	356-2

## 2016 INDIVIDUAL HONORS

<b>Jesse Blackburn - WR</b> Preseason All-OVC College Sports Madness - Preseason All-OVC 1st Tm.	<b>Malik Golson - WR</b> College Sports Madness - Preseason All-OVC 2nd Tm.	<b>KD Humphries - QB</b> STATS Offensive POY Watch List CFPA FCS Performer of the Year Watch List HERO Sports - Preseason 1st Tm. AA InstantScouting/National Mock Drafts - Preseason 1st Tm. AA STATS - Preseason 2nd Tm. AA College Sports Madness - Preseason 2nd Tm. AA College Sports Madness - Preseason 2nd Tm. All-OVC
<b>Jonathan Jackson - LB</b> College Sports Madness - Preseason All-OVC 2nd Tm.	<b>Tony Mays II - OL</b> College Sports Madness - Preseason All-OVC 2nd Tm.	<b>Toby Omli - DB</b> College Sports Madness - Preseason All-OVC 2nd Tm.
<b>Marquez Sanford - DB</b> College Sports Madness - Preseason All-OVC 2nd Tm.	<b>Landon Stratton - P</b> College Sports Madness - Preseason All-OVC 2nd Tm.	<b>Bishop Woods - DL</b> College Sports Madness - Preseason All-OVC 2nd Tm.

## 2016 MURRAY STATE RED ZONE SCORING

	Times In RZ	Times Scored	Total Pts		Rush TDs	Pass TDs	FGs Made	-----Failed to score inside RZ -----					
				TDs				FGA	Downs	Int	Fumb	Half	Game
ILL	1	1	3	0	0	0	1	0	0	0	0	0	0
MOST	5	4	15	1	0	1	3	0	0	0	1	0	0
SIU	3	2	10	1	0	1	1	0	1	0	0	0	0
SEMO													
AP													
UTM													
EIU													
TSU													
EKU													
JSU													
TTU													
<b>Totals</b>	<b>9</b>	<b>7</b>	<b>28</b>	<b>2</b>	<b>0</b>	<b>2</b>	<b>5</b>	<b>0</b>	<b>1</b>	<b>0</b>	<b>1</b>	<b>0</b>	<b>0</b>
<b>7-of-9 (77.8%)</b>													

## 2016 OPPONENT RED ZONE SCORING

	Times In RZ	Times Scored	Total Pts		Rush TDs	Pass TDs	FGs Made	-----Failed to score inside RZ -----					
				TDs				FGA	Downs	Int	Fumb	Half	Game
ILL	4	3	21	3	2	1	0	0	0	0	0	1	0
MOST	4	2	15	2	1	1	0	1	1	0	0	0	0
SIU	4	4	24	3	1	2	1	0	0	0	0	0	0
SEMO													
AP													
UTM													
EIU													
TSU													
EKU													
JSU													
TTU													
<b>Totals</b>	<b>12</b>	<b>9</b>	<b>60</b>	<b>8</b>	<b>4</b>	<b>4</b>	<b>1</b>	<b>0</b>	<b>1</b>	<b>0</b>	<b>0</b>	<b>1</b>	<b>0</b>
<b>9-of-12 (75.0%)</b>													

# 2016 SEASON/CAREER STATS

## SEASON

## CAREER

Rushing	gp	att	gain	loss	net	avg	td	lg	avg/g	gp	att	gain	loss	net	avg	td	lg	avg/g
JOHNSON, Demetri	3	43	137	21	116	2.7	0	18	38.7	26	43	137	21	116	2.7	0	18	4.5
MCGRAW, Mareio	3	8	88	1	87	10.9	1	68	29.0	3	8	88	1	87	10.9	1	68	29.0
DODSON, Mark	1	4	16	0	16	4.0	0	12	16.0	1	4	16	0	16	4.0	0	12	16.0
GORDON, Trae	3	9	7	0	7	0.8	0	2	2.3	6	9	7	0	7	0.8	0	2	1.2
HARTZ, Houston	2	1	6	0	6	6.0	0	6	3.0	4	1	6	0	6	6.0	0	6	1.5
GAINEY, L.J.	3	2	3	0	3	1.5	0	2	1.0	3	2	3	0	3	1.5	0	2	1.0
HUMPHRIES, KD	2	17	30	44	-14	-0.8	0	9	-7.0	30	216	718	451	267	1.2	11	24	8.9
BIRSE, Cameron	2	6	5	29	-24	-4.0	0	5	-12.0	2	6	5	29	-24	-4.0	0	5	-12.0
TEAM	2	2	0	25	-25	-12.5	0	0	-12.5									
Total	3	92	292	120	172	1.9	1	68	57.3									
Opponents	3	141	792	62	730	5.2	7	56	243.3									

Passing	gp	effic	comp	att	int	pct	yds	td	lg	avg/g	gp	effic	comp	att	int	pct	yds	td	lg	avg/g
HUMPHRIES, KD	2	112.28	53	83	5	63.9	519	2	55	259.5	30	135.93	710	1099	24	64.6	7861	52	75	262.0
BIRSE, Cameron	2	110.79	17	32	2	53.1	228	1	64	114.0	2	110.79	17	32	2	53.1	228	1	64	114.0
HARTZ, Houston	2	-75.20	1	2	1	50.0	-6	0	0	-3.0	4	-8.40	2	4	1	50.0	-4	0	2	-1.0
BLACKBURN, Jess	3	91.60	1	1	0	100.	-1	0	0	-0.3	36	21.00	2	4	1	50.0	10	0	11	0.3
Total	3	108.53	72	118	8	61.0	740	3	64	246.7										
Opponents	3	164.86	64	99	1	64.6	812	10	68	270.7										

Receiving	gp	no.	yds	avg	td	lg	avg/g	gp	no.	yds	avg	td	lg	avg/g
JOHNSON, Demetri	3	14	123	8.8	0	23	41.0	26	14	123	8.8	0	23	4.7
GANDY, Jordon	3	12	246	20.5	3	64	82.0	21	20	381	19.0	5	64	18.1
GOLSON, Malik	3	11	83	7.5	0	30	27.7	3	11	83	7.5	0	30	27.7
BLACKBURN, Jess	3	10	91	9.1	0	17	30.3	36	126	1449	11.5	8	63	40.2
STULTS, Mitch	3	7	38	5.4	0	17	12.7	28	33	258	7.8	0	33	9.2
GAINEY, L.J.	3	6	33	5.5	0	18	11.0	3	6	33	5.5	0	18	11.0
MOSS, Jonathan	3	4	79	19.8	0	33	26.3	3	4	79	19.8	0	33	26.3
GRAY, Tyre	3	3	20	6.7	0	8	6.7	3	3	20	6.7	0	8	6.7
FEGGINS, Jensen	3	2	29	14.5	0	17	9.7	3	2	29	14.5	0	17	9.7
PERKINS, Rajai	3	1	5	5.0	0	5	1.7	3	1	5	5.0	0	5	1.7
BIRSE, Cameron	2	1	-1	-1.0	0	0	-0.5	2	1	-1	-1.0	0	0	-0.5
GORDON, Trae	3	1	-6	-6.0	0	0	-2.0	6	1	-6	-6.0	0	0	-1.0
Total	3	72	740	10.3	3	64	246.7							
Opponents	3	64	812	12.7	10	68	270.7							

Total Offense	g	plays	rush	pass	total	avg/g	g	plays	rush	pass	total	avg/g
HUMPHRIES, KD	2	100	-14	519	505	252.5	30	1315	267	7861	8128	270.9
BIRSE, Cameron	2	38	-24	228	204	102.0	2	38	-24	228	204	102.0
JOHNSON, Demetri	3	43	116	0	116	38.7	26	43	116	0	116	4.5
MCGRAW, Mareio	3	8	87	0	87	29.0	3	8	87	0	87	29.0
DODSON, Mark	1	4	16	0	16	16.0	1	4	16	0	16	16.0
GORDON, Trae	3	9	7	0	7	2.3	6	9	7	0	7	1.2
GAINEY, L.J.	3	2	3	0	3	1.0	3	2	3	0	3	1.0
HARTZ, Houston	2	3	6	-6	0	0.0	4	5	6	-4	2	0.5
BLACKBURN, Jess	3	1	0	-1	-1	-0.3	36	8	27	10	37	1.0
TEAM	2	2	-25	0	-25	-12.5						
Total	3	210	172	740	912	304.0						
Opponents	3	240	730	812	1542	514.0						

Scoring	td	fg	PAT				dxd	saf	pts	td	fg	PAT				dxd	saf	pts
			kick	rush	rcv	pass						kick	rush	rcv	pass			
GANDY, Jordon	3	-	-	-	-	-	-	-	18	5	-	-	-	-	-	-	-	30
MITCHELL, Connor	-	5-6	3-3	-	-	-	-	-	18	-	14-20	27-28	-	-	-	-	-	69
MCGRAW, Mareio	1	-	-	-	-	-	-	-	6	1	-	-	-	-	-	-	-	6
STULTS, Mitch	-	-	-	0-1	-	-	-	-	0	-	-	-	0-1	-	-	-	-	0
Total	4	5-6	3-3	0-1	-	-	-	-	42									
Opponents	18	2-4	14-17	1-1	-	-	-	-	130									



# 2016 SEASON/CAREER STATS

## SEASON

## CAREER

Punt Returns	no.	yds	avg	td	lg
GOLSON, Malik	3	1	0.3	0	2
Total	3	1	0.3	0	2
Opponents	6	12	2.0	0	22

no.	yds	avg	td	lg
3	1	0.3	0	2

Kick Returns	no.	yds	avg	td	lg
GOLSON, Malik	4	76	19.0	0	24
MCGRAW, Mareio	2	43	21.5	0	27
JOHNSON, Demetri	2	40	20.0	0	23
OWENS, Silas	1	4	4.0	0	4
WADE, D'Montre	1	19	19.0	0	19
SANFORD, Marque	1	14	14.0	0	14
Total	11	196	17.8	0	27
Opponents	6	221	36.8	1	98

no.	yds	avg	td	lg
4	76	19.0	0	24
2	43	21.5	0	27
2	40	20.0	0	23
1	4	4.0	0	4
1	31	31.0	0	19
1	14	14.0	0	14

Interceptions	no.	yds	avg	td	lg
WADE, D'Montre	1	4	4.0	0	4
Total	1	4	4.0	0	4
Opponents	8	13	1.6	0	15

no.	yds	avg	td	lg
2	4	2.0	0	4

Fumble Returns	no.	yds	avg	td	lg
BOONE, Dylan	1	20	20.0	0	20
Total	1	20	20.0	0	20
Opponents	0	0	0.0	0	0

no.	yds	avg	td	lg
2	80	40.0	1	60

All Purpose	g	rush	rcv	pr	kr	ir	total	avg/g
JOHNSON, D	3	116	123	0	40	0	279	93.0
GANDY, Jord	3	0	246	0	0	0	246	82.0
GOLSON, Ma	3	0	83	1	76	0	160	53.3
MCGRAW, M	3	87	0	0	43	0	130	43.3
BLACKBURN,	3	0	91	0	0	0	91	30.3
MOSS, Jonat	3	0	79	0	0	0	79	26.3
STULTS, Mitc	3	0	38	0	0	0	38	12.7
GAINEY, L.J.	3	3	33	0	0	0	36	12.0
FEGGINS, Je	3	0	29	0	0	0	29	9.7
WADE, D'Mo	3	0	0	0	19	4	23	7.7
GRAY, Tyre	3	0	20	0	0	0	20	6.7
DODSON, Ma	1	16	0	0	0	0	16	16.0
SANFORD, M	3	0	0	0	14	0	14	4.7
HARTZ, Hous	2	6	0	0	0	0	6	3.0
PERKINS, Ra	3	0	5	0	0	0	5	1.7
OWENS, Sila	3	0	0	0	4	0	4	1.3
GORDON, Tr	3	7	-6	0	0	0	1	0.3
HUMPHRIES,	2	-14	0	0	0	0	-14	-7.0
BIRSE, Came	2	-24	-1	0	0	0	-25	-12.5
TEAM	2	-25	0	0	0	0	-25	-12.5
Total	3	172	740	1	196	4	1113	371.0
Opponents	3	730	812	12	221	13	1788	596.0

g	rush	rcv	pr	kr	ir	total	avg/g
26	116	123	0	40	0	279	10.7
21	0	381	0	0	0	381	18.1
3	0	83	1	76	0	160	53.3
3	87	0	0	43	0	130	43.3
36	27	1449	0	151	0	1627	45.2
3	0	79	0	0	0	79	26.3
28	0	258	0	0	0	258	9.2
3	3	33	0	0	0	36	12.0
3	0	29	0	0	0	29	9.7
23	0	0	0	31	4	35	1.5
3	0	20	0	0	0	20	6.7
1	16	0	0	0	0	16	16.0
14	0	0	0	14	46	60	4.3
4	6	0	0	0	0	6	1.5
3	0	5	0	0	0	5	1.7
14	0	0	0	4	0	4	0.3
6	7	-6	0	0	0	1	0.2
30	267	9	0	0	0	276	9.2
2	-24	-1	0	0	0	-25	-12.5

Field Goals	att	good	long	blkd
MITCHELL, Connor	6	5	37	0
Total	6	5	37	0
Opponents	4	2	48	1

att	good	long	blkd
20	14	41	0

Punting	no.	yds	avg	lg	blk
STRATTON, Landon	21	872	41.5	78	0
Total	21	872	41.5	78	0
Opponents	16	611	38.2	52	0

no.	yds	avg	lg	blk
83	3473	41.8	78	0

# 2016 SEASON/CAREER STATS

SEASON											CAREER												
Kickoffs		no.	yds	avg	tb	ob						no.	yds	avg	tb	ob							
MITCHELL, Connor		10	542	54.2	2	1						44	2496	56.7	4	3							
Total		10	542	54.2	2	1																	
Opponents		22	131	59.9	8	1																	
##	Defensive Leaders	gp	ua	a	total	tfl	sack	int	pb	fr	ff	blk	gp	ua	a	total	tfl	sack	int	pb	fr	ff	blk
21	WADE, Zachary	3	14	14	2	0.0	.	.	.	1	.	.	3	14	14	28	0.0	.	.	.	1	.	.
9	CRITTENDON, La	3	7	19	2	4.5	.	.	.	.	.	1	26	21	33	54	5.5	.	.	.	.	.	1
22	BOONE, Dylan	3	10	10	2	1.0	.	.	.	1	.	.	26	50	26	76	3.5	0.5	.	2	2	.	.
4	JACKSON, Jonath	3	10	9	1	2.5	2.	.	.	.	.	.	33	12	13	257	18.5	6.0	.	2	1	1	.
31	RODRIGUEZ, Sea	3	5	11	1	0.0	.	.	.	.	.	.	3	5	11	16	0.0	.	.	.	.	.	.
5	WADE, D'Montre	3	11	4	1	0.0	.	1	8	.	.	.	23	70	38	108	1.5	0.5	2	2	.	.	.
13	WILLIAMS, Quincy	3	4	11	1	1.0	.	.	.	.	.	.	14	22	24	46	4.0	.	.	1	1	.	.
24	OMLI, Toby	3	8	6	1	2.0	1.	.	.	.	1	.	10	32	31	63	2.5	1.0	.	1	.	1	.
6	SANFORD, Marqu	3	9	5	1	0.0	.	.	.	.	.	.	14	42	22	64	1.0	.	2	3	.	1	.
25	PAIGE, Marico	3	5	8	1	0.0	.	.	.	.	.	.	3	5	8	13	0.0	.	.	.	.	.	.
17	FOSTER, Isaiah	3	2	9	1	0.5	.	.	1	.	.	.	3	2	9	11	0.5	.	.	1	.	.	.
8	SHIPLEY, Zach	3	3	7	1	0.0	.	.	.	.	.	.	26	11	11	22	0.0	.	.	.	.	.	.
98	TILLMAN, Korey	3	.	8	8	0.0	.	.	.	.	.	.	3	.	8	8	0.0	.	.	.	.	.	.
32	ELRLINGTON, Zuri	3	4	2	6	1.0	1.	.	.	.	.	.	10	6	7	13	1.0	1.0	.	.	.	.	.
95	QUINN, Troy-Wayn	3	2	3	5	0.0	.	.	.	.	.	.	3	2	3	5	0.0	.	.	.	.	.	.
54	STAHL, Chris	3	.	5	5	0.0	.	.	.	.	.	.	3	.	5	5	0.0	.	.	.	.	.	.
36	WHITT, D'Vaughn	3	2	3	5	0.5	.	.	.	.	.	.	3	2	3	5	0.5	.	.	.	.	.	.
94	OWENS, Silas	3	1	4	5	0.0	.	.	.	.	.	.	14	3	5	8	0.5	0.5	.	.	.	.	.
99	JOHNSON, Rasha	3	2	1	3	0.0	.	.	.	.	.	.	14	4	4	8	0.0	.	.	.	.	.	.
90	NALLS, Dee	3	1	2	3	0.0	.	.	.	.	.	.	3	1	2	3	0.0	.	.	.	.	.	.
91	WOODS, Bishop	1	2	1	3	0.0	.	.	.	.	.	.	22	35	50	85	9.0	1.5	.	.	2	1	.
26	JOHNSON, Demetr	3	2	.	2	0.0	.	.	.	.	.	.	26	20	8	28	0.0	.	.	.	1	.	.
45	SHAW, Derrick	3	1	1	2	0.0	.	.	.	.	.	.	3	1	1	2	0.0	.	.	.	.	.	.
27	WILLARD, Greg	3	2	.	2	0.0	.	.	.	.	.	.	20	3	4	7	0.0	.	.	.	.	.	.
41	MITCHELL, Conno	3	1	.	1	0.0	.	.	.	.	.	.	12	1	.	1	0.0	.	.	.	.	.	.
16	GANDY, Jordon	3	1	.	1	0.0	.	.	.	.	.	.	21	2	.	2	0.0	.	.	.	.	.	.
71	BANKS, Noah	3	1	.	1	0.0	.	.	.	.	.	.	3	1	.	1	0.0	.	.	.	.	.	.
1	GOLSON, Malik	3	1	.	1	0.0	.	.	.	.	1	.	3	1	.	1	0.0	.	.	.	.	1	.
84	PERKINS, Rajai	3	.	1	1	0.0	.	.	.	.	.	.	3	.	1	1	0.0	.	.	.	.	.	.
47	ADAMS, Robert	3	.	1	1	0.0	.	.	.	.	.	.	3	.	1	1	0.0	.	.	.	.	.	.
39	DAVIS, Andre	2	.	1	1	0.0	.	.	.	.	.	.	2	.	1	1	0.0	.	.	.	.	.	.
34	WALTON, Nigel	3	.	1	1	0.0	.	.	.	.	.	.	3	.	1	1	0.0	.	.	.	.	.	.
20	MCGRAW, Mareio	3	1	.	1	0.0	.	.	.	.	.	.	3	1	.	1	0.0	.	.	.	.	.	.
Total		3	11	14	25	13	4	1	9	2	2	1											
Opponents		3	12	90	21	30	12	8	1	2	1	.											

## INDIVIDUAL CAREER HIGHS

### #2 • KD Humphries • R-Sr. • QB

Pass Attempts.....	62 (TTU, 10/4/14)
Pass Completions.....	48 (TTU, 10/4/14)
Interceptions.....	3 (3 Times)
Pass TDs.....	6 (SEMO, 10/11/14)
Pass Yards.....	491 (TTU, 10/4/14)
Rush Attempts.....	16 (TSU, 11/22/14)
Rush TDs.....	2 (4 Times)
Rush Yards.....	55 (KWC, 10/25/14)

### #4 • Jonathan Jackson • Sr. • LB

Tackles .....	19 (Twice)
Tackles-For-Loss .....	2.0 (Twice)
Sacks .....	2.0 (ILL, 9/3/16)
Fumbles Forced.....	1 (TTU, 9/26/15)
Fumbles Recovered .....	1 (UKY, 8/28/14)
QB Hurries .....	2 (UTM, 10/24/15)
Pass Breakups .....	1 (Twice)

### #5 • D'Montre Wade • R-Jr. • DB

Tackles .....	12 (UTM, 11/1/14)
Tackles-For-Loss .....	1.0 (LOU, 9/6/14)
Sacks .....	0.5 (EKU, 11/14/15)
Interceptions .....	1 (Twice)
QB Hurries .....	2 (UTM, 10/24/15)
Pass Breakups.....	5 (SIU, 9/17/16)

### #6 • Marquez Sanford • So. • DB

Tackles .....	9 (WMU, 9/19/15)
Tackles-For-Loss .....	1.0 (EKU, 11/14/15)
Interceptions .....	1 (Twice)
Pass Breakups .....	2 (EKU, 11/14/15)
Fumbles Forced.....	1 (JSU, 11/21/15)
Touchdowns .....	1 (EIU, 10/31/15)

### #8 • Zach Shipley • R-Jr. • DB

Tackles .....	4 (EIU, 10/31/15)
QB Hurries .....	1 (SIU, 9/17/16)

### #9 • Lamont Crittendon • R-Jr. • LB

Tackles .....	12 (MOST, 9/10/16)
Tackles-For-Loss .....	3.0 (MOST, 9/10/16)
Blocked Kicks.....	1 (MOST, 9/10/16)
QB Hurries .....	2 (UTM, 10/24/15)

### #12 • Mitch Stults • Sr. • WR

Receptions .....	4 (MOST, 9/10/16)
Receiving Yards .....	43 (JSU, 10/27/14)

### #13 • Quincy Williams • R-So. • LB

Tackles .....	8 (EKU, 11/14/15)
Tackles-For-Loss .....	2.0 (EIU, 10/31/15)
Fumbles Recovered. ....	1 (EKU, 11/14/15)
Pass Breakups.....	1 (EKU, 11/14/15)
QB Hurries .....	2 (ILL, 9/3/16)

### #16 • Jordon Gandy • Jr. • WR

Receptions.....	7 (MOST, 9/10/16)
Receiving Yards .....	106 (SIU, 9/17/16)
Receiving TDs .....	2 (MOST, 9/10/16)

### #22 • Dylan Boone • Jr. • DB

Tackles .....	8 (EIU, 11/8/14)
Tackles-For-Loss .....	1.0 (3 Times)
Sacks .....	0.5 JSU (1/21/15)
Fumbles Recovered .....	1 (Twice)
Pass Breakup .....	1 (Twice)
Touchdowns .....	1 (NIU, 9/12/15)

### #24 • Toby Omli • Sr. • DB

Tackles .....	15 (WMU, 9/19/15)
Tackles-For-Loss .....	1.0 (Twice)
Sacks .....	1.0 (MOST, 9/10/16)
Forced Fumble.....	1 (SIU, 9/17/16)
Pass Breakup .....	1 (NIU, 9/12/15)

### #26 • Demetric Johnson • R-Jr. • RB

Rush Attempts .....	19 (MOST, 9/10/16)
Rush Yards.....	68 (MOST, 9/10/16)
Receptions.....	7 (MOST, 9/10/16)
Receiving Yards.....	77 (MOST, 9/10/16)
Fumbles Recovered .....	1 (WMU, 9/19/15)

### #27 • Greg Willard • Jr. • DB

Tackles .....	2 (WMU, 9/19/15)
---------------	------------------

### #32 • Zuri Elrington • Sr. • DL

Tackles .....	3 (UTM, 10/24/15)
Tackles-For-Loss .....	1.0 (SIU, 9/17/16)
Sacks .....	1.0 (SIU, 9/17/16)
QB Hurries .....	1 (MOST, 9/10/16)

### #37 • Landon Stratton • R-So. • P

Punts .....	8 (4 Times)
Punt Yards .....	395 (SIU, 9/17/16)
Punt Average .....	49.4 (SIU, 9/17/16)
Longest Punt.....	78 (SIU, 9/17/16)
Touchbacks .....	3 (EIU, 10/31/15)
Punts Inside 20 .....	4 (JSU, 11/21/15)

### #41 • Connor Mitchell • R-Sr. • K

Kickoffs.....	7 (Twice)
Touchbacks.....	2 (MOST, 9/10/16)
PATs Made .....	6 (UTM, 10/24/15)
Field Goals Made .....	3 (MOST, 9/10/16)
Long Field Goal.....	41 (EKU, 11/14/15)

### #85 • Jesse Blackburn • Sr. • WR

Receptions .....	10 (TSU, 11/7/15)
Receiving Yards.....	170 (EKU, 11/23/13)
Receiving TDs .....	2 (3 Times)

## INDIVIDUAL CAREER HIGHS

### #91 ▪ Bishop Woods ▪ Jr. ▪ DL

Tackles ..... 10 (Twice)  
Tackles-For-Loss ..... 2.0 Twice  
Sacks ..... 1.0 (EKU, 11/14/15)  
Forced Fumbles ..... 1 (EKU, 11/14/15)  
Fumbles Recovered ..... 1 (Twice)  
QB Hurries ..... 2 (TTU, 9/26/15)

### #94 ▪ Silas Owens ▪ So. ▪ DL

Tackles ..... 2 (APSU, 10/10/15)  
TFL ..... 0.5 (EKU, 11/14/15)  
Sacks ..... 0.5 (EKU, 11/14/15)  
QB Hurries ..... 1 (Twice)

### #99 ▪ Rashad Johnson ▪ So. ▪ DL

Tackles ..... 2 (3 Times)

## 2016 MURRAY STATE COACHING STAFF



**MITCH  
STEWART**  
Head Coach  
2nd Season



**CHRIS  
BOONE**  
Defensive Coordinator  
2nd Season



**JAKE  
JOHNSON**  
Linebackers/ST Coord.  
1st Season



**GORDON  
STEELE**  
Off. Line/Run Game Coord.  
3rd Season



**SEAN  
DAWKINS**  
Running Backs/Co-Run Game  
5th Season



**CASEY  
BROCKMAN**  
Wide Receivers  
3rd Season



**KEVIN  
PARK**  
Linebackers  
1st Season



**CORICO  
WRIGHT**  
Cornerbacks  
1st Season



**STEVE  
ADAMS**  
Dir. of Rec. & Player Personnel  
7th Season



**CRAIG  
SWIETON**  
Strength & Conditioning  
6th Season



**CARSON  
HUNTER**  
Defensive Quality Control  
1st Season



**DREW  
BURNHAM**  
Offensive Quality Control  
2nd Season



**GARRETT  
SCHWETTMAN**  
Spec. Tms. Qual. Control  
1st Season



**NICK  
KNIGHT**  
Defensive Graduate Asst.  
1st Season



**HARRIS  
BIVIN**  
Offensive Graduate Asst.  
1st Season



**MIKE  
IVEN**  
Video Coordinator  
1st Season



**FULTON  
HART**  
Athletic Trainer  
10th Season



**DALVIN  
JONES**  
Equipment Manger  
2nd Season



**TAMRA  
GARRISON**  
Administrative Asst.  
10th Season



**BO  
RYDECKI**  
S&C Student Assistant  
2nd Season

## 2016 MURRAY STATE DEFENSE




**JONATHAN  
JACKSON**

LB ■ 5-11 ■ 211 ■ Sr.  
Mayfield, Ky.



**D'MONTRE  
WADE**

DB ■ 6-0 ■ 192 ■ R-Jr.  
Columbia, Tenn.



**MARQUEZ  
SANFORD**

DB ■ 5-11 ■ 170 ■ So.  
Macon, Ga.



**ZACH  
SHIPLEY**

DB ■ 5-10 ■ 178 ■ R-Jr.  
Madisonville, Ky.



**LAMONT  
CRITTENDON**

LB ■ 5-10 ■ 235 ■ Jr.  
Decatur, Ala.



**QUINCY  
WILLIAMS**

LB ■ 6-0 ■ 215 ■ R-So.  
Birmingham, Ala.



**ISAIAH  
FOSTER**

DB ■ 6-2 ■ 175 ■ Jr.  
Pacoima, Calif.



**ZACHARY  
WADE**

DB ■ 5-11 ■ 193 ■ R-Jr.  
Newport Beach, Calif.



**DYLAN  
BOONE**

DB ■ 5-11 ■ 193 ■ Jr.  
Murray, Ky.




**MARCUS  
MEREDITH**

DB ■ 5-11 ■ 193 ■ R-Jr.  
San Clemente, Calif.



**TOBY  
OMLI**

DB ■ 6-0 ■ 200 ■ Sr.  
Brookville, Kan.




**MARICO  
PAIGE**

LB ■ 6-1 ■ 220 ■ Jr.  
Wesson, Miss.



**GREG  
WILLARD**

DB ■ 5-9 ■ 170 ■ Jr.  
Decatur, Ala.



**SEAN  
MOORE**

DB ■ 5-10 ■ 170 ■ Fr.  
Davie, Fla.



**TYLER  
GRAY**

DB ■ 5-11 ■ 155 ■ Fr.  
Columbia, Mo.



**SEAN  
RODRIGUEZ**

LB ■ 6-0 ■ 210 ■ Jr.  
Nickerson, Kan.



**ZURI  
ELRINGTON**

DL ■ 6-3 ■ 265 ■ Sr.  
Los Angeles, Calif.




**NIGEL  
WALTON**

DB ■ 6-0 ■ 170 ■ Fr.  
Atlanta, Ga.



**D'VAUGHN  
WHITT**

DB ■ 5-10 ■ 170 ■ Fr.  
Clarksville, Tenn.



**ANDRE  
DAVIS**

DB ■ 5-11 ■ 175 ■ Fr.  
Lexington, Ky.



## 2016 MURRAY STATE DEFENSE



**JORDAN  
TYLER**

LB ■ 6-0 ■ 221 ■ R-So.  
Paducah, Ky.



**JOHN  
WELSH**

DB ■ 5-10 ■ 168 ■ R-So.  
Paducah, Ky.



**JOSH  
MALONE**

DB ■ 5-11 ■ 185 ■ Fr.  
Memphis, Tenn.



**DERRICK  
SHAW**

LB ■ 6-1 ■ 240 ■ Fr.  
Alabaster, Ala.



**ERNEST  
KENTY**

DB ■ 6-2 ■ 205 ■ Fr.  
Birmingham, Ala.



**ROBERT  
ADAMS**

LB ■ 6-2 ■ 235 ■ Fr.  
Tuscaloosa, Ala.



**CHASE  
BOLING**

LB ■ 6-2 ■ 235 ■ So.  
Lexington, Ky.



**PARIS  
WILSON**

LB ■ 6-2 ■ 215 ■ Fr.  
Memphis, Tenn.



**NOLAN  
NICHOLS**

DB ■ 5-11 ■ 215 ■ R-So.  
Benton, Ky.




**CHRIS  
STAHL**

DL ■ 6-2 ■ 285 ■ Fr.  
St. Louis, Mo.



**MICHAEL  
MAGOCHY**

DL ■ 6-4 ■ 220 ■ Fr.  
Franklin, Tenn.



**DEE  
NALLS**

DL ■ 6-4 ■ 305 ■ Jr.  
Fayette, Ala.



**BISHOP  
WOODS**

DL ■ 6-2 ■ 253 ■ Jr.  
Atlanta, Ga.




**QUINDARIUS  
COLES**

DL ■ 6-4 ■ 250 ■ Fr.  
Bessemer, Ala.



**SILAS  
OWENS**

DL ■ 6-4 ■ 240 ■ So.  
New Market, Ala.



**TROY-WAYNE  
QUINN**

DL ■ 6-1 ■ 245 ■ Jr.  
Prattville, Ala.



**GRIFFIN  
MARTIN**

DL ■ 6-4 ■ 250 ■ R-Fr.  
Elba, Ala.



**RYAN  
DUVALL**

DL ■ 6-5 ■ 225 ■ R-So.  
Owensboro, Ky.



**KOREY  
TILLMAN**

DL ■ 6-4 ■ 270 ■ Fr.  
New Orleans, La.



**RASHAD  
JOHNSON**

DL ■ 6-1 ■ 270 ■ So.  
Barnesville, Ga.

## 2016 MURRAY STATE OFFENSE



**MALIK  
GOLSON**

WR ■ 5-9 ■ 180 ■ R-Sr.  
San Diego, Calif.




**KD  
HUMPHRIES**

QB ■ 6-3 ■ 225 ■ R-Sr.  
Montgomery, Ala.



**L.J.  
GAINNEY**

WR ■ 5-11 ■ 187 ■ Jr.  
Snellville, Ga.



**MARK  
DODSON**

DB ■ 5-11 ■ 170 ■ So.  
Memphis, Tenn.




**NATE  
EMBRY**

QB ■ 6-4 ■ 220 ■ Fr.  
Madisonville, Ky.



**MITCH  
STULTS**

WR ■ 5-9 ■ 175 ■ Sr.  
Hamilton, Ala.



**BRENDAN  
BOGNAR**

QB ■ 6-6 ■ 225 ■ R-Fr.  
St. Louis, Mo.



**CAMERON  
BIRSE**

QB ■ 6-2 ■ 235 ■ R.-Jr.  
Danville, Calif



**TYRE  
GRAY**

WR ■ 5-10 ■ 170 ■ Fr.  
Alexander City, Ala.



**JORDON  
GANDY**

WR ■ 6-4 ■ 210 ■ Jr.  
Athens, Ala.



**ELI  
OLTEAN**

QB ■ 6-2 ■ 190 ■ Fr.  
St. Joseph, Ill.



**HOUSTON  
HARTZ**

QB ■ 6-2 ■ 195 ■ R-So.  
Owensboro, Ky.



**MAREIO  
MCGRAW**

WR ■ 6-0 ■ 180 ■ Fr.  
Nashville, Tenn.



**DEMETRIC  
JOHNSON**

RB ■ 6-0 ■ 185 ■ R-Jr.  
South Pittsburg, Tenn.




**NICK  
COLLINS**

WR ■ 5-7 ■ 185 ■ Fr.  
Columbia, Mo.



**TRAE  
GORDON**

RB ■ 5-9 ■ 185 ■ So.  
Louisville, Ky.



**ETHON  
FELTON**

RB ■ 6-0 ■ 217 ■ R-So.  
Muscle Shoals, Ala.



**DREW  
RUTLAND**

WR ■ 6-5 ■ 215 ■ So.  
Memphis, Tenn.



**DRAKE  
VANHOOSER**

RB ■ 6-0 ■ 240 ■ R-Fr.  
Princeton, Ky.



**RYAN  
RAINEY**

OL ■ 6-1 ■ 295 ■ R-Jr.  
Saucier, Miss.



## 2016 MURRAY STATE OFFENSE




**KWAN  
STALLWORTH**  
OL ■ 6-4 ■ 295 ■ So.  
Lithonia, Ga.



**AUSTIN  
HOGANCAMP**  
OL ■ 6-3 ■ 250 ■ Fr.  
North Sutton, N.H.



**BRANT  
NEWMAN**  
OL ■ 6-2 ■ 286 ■ R-Fr.  
Germantown, Tenn.



**DANTE  
DARCUS**  
OL ■ 6-1 ■ 265 ■ R-Fr.  
Murray, Ky.



**NATE  
WILKINSON**  
OL ■ 6-3 ■ 290 ■ Fr.  
Franklin, Tenn.



**TONY  
MAYS II**  
OL ■ 6-4 ■ 305 ■ R-Sr.  
Memphis, Tenn.



**LEIGHTON  
COLBY**  
OL ■ 6-1 ■ 255 ■ R-Fr.  
Murfreesboro, Tenn.



**CHRIS  
WHITE**  
OL ■ 6-3 ■ 310 ■ So.  
Daphne, Ala.



**JACE  
BRAGG**  
OL ■ 6-3 ■ 275 ■ R-Fr.  
Baton Rouge, La.



**NOAH  
BANKS**  
OL ■ 6-8 ■ 310 ■ R-Fr.  
Pensacola, Fla.



**STEVEN  
CLEMMONS**  
OL ■ 6-4 ■ 295 ■ Fr.  
Lewisburg, Tenn.



**CAM  
CARTER**  
OL ■ 6-6 ■ 280 ■ Fr.  
Adamsville, Ala.



**INGRAM  
TILLARD**  
OL ■ 6-5 ■ 330 ■ Jr.  
Germantown, Tenn.



**JOE  
IRBY**  
OL ■ 6-4 ■ 297 ■ Jr.  
Nashville, Tenn.



**STERLING  
TAYLOR**  
WR ■ 6-0 ■ 190 ■ R-Jr.  
Morrow, Ga.



**CALEB  
SHEFFER**  
WR ■ 6-4 ■ 200 ■ R-Fr.  
Hodgenville, Ky.



**SYLVAUGHN  
TURNER**  
WR ■ 6-2 ■ 170 ■ Fr.  
Athens, Ala.




**RAJAI  
PERKINS**  
WR ■ 6-0 ■ 187 ■ Fr.  
St. Louis, Mo.



**JEESE  
BLACKBURN**  
WR ■ 6-3 ■ 240 ■ Sr.  
Gardendale, Ala.



**JENSEN  
FEGGINS**  
WR ■ 6-2 ■ 200 ■ R-Fr.  
Bowling Green, Ky.



**JONATHAN  
MOSS**  
WR ■ 6-0 ■ 165 ■ Fr.  
Madison, Ala.



**WYATT  
DAWSON**  
OL ■ 5-11 ■ 266 ■ R-Fr.  
Duck, W. Va.

## 2016 MURRAY STATE SPECIALISTS




**LANDON  
STRATTON**

P ■ 6-0 ■ 180 ■ R-So.  
Russelville, Ky.



**JAMES  
SAPPINGTON**

K/P ■ 6-5 ■ 220 ■ Fr.  
Peculiar, Mo.



**WES  
DREWERY**

LS ■ 6-3 ■ 230 ■ R-So.  
Franklin, Tenn.



**CONNOR  
MITCHELL**

K ■ 6-2 ■ 200 ■ R-Sr.  
Franklin, Tenn.



**KEENAN  
LAUTNER**

P ■ 5-11 ■ 185 ■ Fr.  
Lynnville, Ind.



**HECTOR  
GARCIA**

K ■ 6-1 ■ 215 ■ R-Fr.  
Sedalia, Ky.

## 2016 TEAM STATS

Team Statistics	MUR	OPP
SCORING	42	130
Points Per Game	14.0	43.3
Points Off Turnovers	13	23
FIRST DOWNS	46	74
Rushing	7	35
Passing	32	35
Penalty	7	4
RUSHING YARDAGE	172	730
Yards gained rushing	292	792
Yards lost rushing	120	62
Rushing Attempts	92	141
Average Per Rush	1.9	5.2
Average Per Game	57.3	243.3
TDs Rushing	1	7
PASSING YARDAGE	740	812
Comp-Att-Int	72-118-8	64-99-1
Average Per Pass	6.3	8.2
Average Per Catch	10.3	12.7
Average Per Game	246.7	270.7
TDs Passing	3	10
TOTAL OFFENSE	912	1542
Total Plays	210	240
Average Per Play	4.3	6.4
Average Per Game	304.0	514.0
KICK RETURNS: #-Yards	11-196	6-221
PUNT RETURNS: #-Yards	3-1	6-12
INT RETURNS: #-Yards	1-4	8-13
KICK RETURN AVERAGE	17.8	36.8
PUNT RETURN AVERAGE	0.3	2.0
INT RETURN AVERAGE	4.0	1.6
FUMBLES-LOST	2-2	7-2
PENALTIES-Yards	19-157	25-229
Average Per Game	52.3	76.3
PUNTS-Yards	21-872	16-611
Average Per Punt	41.5	38.2
Net punt average	40.0	34.4
KICKOFFS-Yards	10-542	22-1318
Average Per Kick	54.2	59.9
Net kick average	27.1	41.9
TIME OF POSSESSION/Game	26:25	33:35
3RD-DOWN Conversions	17/55	18/47
3rd-Down Pct	31%	38%
4TH-DOWN Conversions	0/3	4/7
4th-Down Pct	0%	57%
SACKS BY-Yards	4-22	12-72
MISC YARDS	0	0
TOUCHDOWNS SCORED	4	18
FIELD GOALS-ATTEMPTS	5-6	2-4
ON-SIDE KICKS	0-2	0-1
RED-ZONE SCORES	(7-9) 78%	(9-12) 75%
RED-ZONE TOUCHDOWNS	(2-9) 22%	(8-12) 67%
PAT-ATTEMPTS	(3-3) 100%	(14-17) 82%
ATTENDANCE	5063	59794
Games/Avg Per Game	1/5063	2/29897
Neutral Site Games		0/0

Score by Quarters	1st	2nd	3rd	4th	OT	Total
Murray St.	13	13	6	10	0	42
Opponents	45	49	13	23	0	130

## 2016 INDIVIDUAL STATS

Rushing	g	att	gain	loss	net	avg	td	lg	avg/g
JOHNSON, Demetr	3	43	137	21	116	2.7	0	18	38.7
MCGRAW, Mareio	3	8	88	1	87	10.9	1	68	29.0
DODSON, Mark	1	4	16	0	16	4.0	0	12	16.0
GORDON, Trae	3	9	7	0	7	0.8	0	2	2.3
HARTZ, Houston	2	1	6	0	6	6.0	0	6	3.0
GAINEY, L.J.	3	2	3	0	3	1.5	0	2	1.0
HUMPHRIES, KD	2	17	30	44	-14	-0.8	0	9	-7.0
BIRSE, Cameron	2	6	5	29	-24	-4.0	0	5	-12.0
TEAM	2	2	0	25	-25	-12.5	0	0	-12.5
Total	3	92	292	120	172	1.9	1	68	57.3
Opponents	3	141	792	62	730	5.2	7	56	243.3

Passing	g	effic	comp	p-att	in	pct	yds	td	lg	avg/g
HUMPHRIES, KD	2	12.28	53	83	5	63.9	519	2	55	259.5
BIRSE, Cameron	2	10.79	17	32	2	53.1	228	1	64	114.0
HARTZ, Houston	2	-75.20	1	2	1	50.0	-6	0	0	-3.0
BLACKBURN, Jess	3	91.60	1	1	0	100.	-1	0	0	-0.3
Total	3	108.53	72	118	8	61.0	740	3	64	246.7
Opponents	3	164.86	64	99	1	64.6	812	10	68	270.7

Receiving	g	no.	yds	avg	td	lg	avg/g
JOHNSON, Demetr	3	14	123	8.8	0	23	41.0
GANDY, Jordon	3	12	246	20.5	3	64	82.0
GOLSON, Malik	3	11	83	7.5	0	30	27.7
BLACKBURN, Jess	3	10	91	9.1	0	17	30.3
STULTS, Mitch	3	7	38	5.4	0	17	12.7
GAINEY, L.J.	3	6	33	5.5	0	18	11.0
MOSS, Jonathan	3	4	79	19.8	0	33	26.3
GRAY, Tyre	3	3	20	6.7	0	8	6.7
FEGGINS, Jensen	3	2	29	14.5	0	17	9.7
PERKINS, Rajai	3	1	5	5.0	0	5	1.7
BIRSE, Cameron	2	1	-1	-1.0	0	0	-0.5
GORDON, Trae	3	1	-6	-6.0	0	0	-2.0
Total	3	72	740	10.3	3	64	246.7
Opponents	3	64	812	12.7	10	68	270.7

Punt Returns	no.	yds	avg	td	lg
GOLSON, Malik	3	1	0.3	0	2
Total	3	1	0.3	0	2
Opponents	6	12	2.0	0	22

Interceptions	no.	yds	avg	td	lg
WADE, D'Montre	1	4	4.0	0	4
Total	1	4	4.0	0	4
Opponents	8	13	1.6	0	15

Kick Returns	no.	yds	avg	td	lg
GOLSON, Malik	4	76	19.0	0	24
JOHNSON, Demetr	2	40	20.0	0	23
MCGRAW, Mareio	2	43	21.5	0	27
OWENS, Silas	1	4	4.0	0	4
SANFORD, Marqu	1	14	14.0	0	14
WADE, D'Montre	1	19	19.0	0	19
Total	11	196	17.8	0	27
Opponents	6	221	36.8	1	98

Fumble Returns	no.	yds	avg	td	lg
BOONE, Dylan	1	20	20.0	0	20
Total	1	20	20.0	0	20
Opponents	0	0	0.0	0	0

## 2016 INDIVIDUAL SCORING & SPECIAL TEAMS STATS

Scoring	td	fg	PAT				dx	saf	pts
			kick	rush	rcv	pass			
GANDY, Jordon	3	-	-	-	-	-	-	-	18
MITCHELL, Conno	-	5-6	3-3	-	-	-	-	-	18
MCGRAW, Mareio	1	-	-	-	-	-	-	-	6
STULTS, Mitch	-	-	-	0-1	-	-	-	-	0
Total	4	5-6	3-3	0-1	-	-	-	-	42
Opponents	18	2-4	14-17	1-1	-	-	-	-	130

Total Offense	g	plays	rush	pass	total	avg/g
HUMPHRIES, KD	2	100	-14	519	505	252.5
BIRSE, Cameron	2	38	-24	228	204	102.0
JOHNSON, Demetr	3	43	116	0	116	38.7
MCGRAW, Mareio	3	8	87	0	87	29.0
DODSON, Mark	1	4	16	0	16	16.0
GORDON, Trae	3	9	7	0	7	2.3
GAINEY, L.J.	3	2	3	0	3	1.0
HARTZ, Houston	2	3	6	-6	0	0.0
BLACKBURN, Jess	3	1	0	-1	-1	-0.3
TEAM	2	2	-25	0	-25	-12.5
Total	3	210	172	740	912	304.0
Opponents	3	240	730	812	1542	514.0

Field Goals	fg	pct.	01-19	20-29	30-39	40-49	50-99	lg	blk
MITCHELL, Conno	5-6	83.3	0-0	1-1	4-4	0-0	0-1	37	0

FG Sequence	Murray St.	Opponents
Illinois	50,(34)	(48)
Missouri St.	(31),(36),(37)	42,36
Southern Ill.	(25)	(23)

Numbers in (parentheses) indicate field goal was made.

Punting	no.	yds	avg	lg	tb	fc	i20	50+	blk
STRATTON, Lando	21	872	41.5	78	1	6	5	5	0
Total	21	872	41.5	78	1	6	5	5	0
Opponents	16	611	38.2	52	3	7	5	1	0

Kickoffs	no.	yds	avg	tb	ob	retn	net yd	ln
MITCHELL, Conno	10	542	54.2	2	1			
Total	10	542	54.2	2	1	36.8	27.1	37
Opponents	22	131	59.9	8	1	17.8	41.9	23

# 2016 DEFENSIVE STATS

#	Defensive Leaders	gp	Tackles				Sacks	Pass defense			Fumbles		blkd	
			ua	a	tot	tfl/yds		int-yds	brup	qbh	rcv-yds	ff	kick	saf
21	WADE, Zachary	3	14	14	28	.	.	.	.	.	1-0	.	.	.
9	CRITTENDON, Lamon	3	7	19	26	4.5-12	.	.	.	.	.	.	1	.
22	BOONE, Dylan	3	10	10	20	1.0-2	.	.	.	.	1-20	.	.	.
4	JACKSON, Jonathan	3	10	9	19	2.5-12	2.0-11	.	.	1	.	.	.	.
31	RODRIGUEZ, Sean	3	5	11	16	.	.	.	.	.	.	.	.	.
5	WADE, D'Montre	3	11	4	15	.	.	1-4	8	.	.	.	.	.
13	WILLIAMS, Quincy	3	4	11	15	1.0-1	.	.	.	3	.	.	.	.
6	SANFORD, Marquez	3	9	5	14	.	.	.	.	.	.	.	.	.
24	OMLI, Toby	3	8	6	14	2.0-11	1.0-8	.	.	.	.	1	.	.
25	PAIGE, Marico	3	5	8	13	.	.	.	.	.	.	.	.	.
17	FOSTER, Isaiah	3	2	9	11	0.5-0	.	.	1	.	.	.	.	.
8	SHIPLEY, Zach	3	3	7	10	.	.	.	.	1	.	.	.	.
98	TILLMAN, Korey	3	.	8	8	.	.	.	.	.	.	.	.	.
32	ELRINGTON, Zuri	3	4	2	6	1.0-3	1.0-3	.	.	1	.	.	.	.
36	WHITT, D'Vaughn	3	2	3	5	0.5-0	.	.	.	.	.	.	.	.
94	OWENS, Silas	3	1	4	5	.	.	.	.	.	.	.	.	.
54	STAHL, Chris	3	.	5	5	.	.	.	.	1	.	.	.	.
95	QUINN, Troy-Wayne	3	2	3	5	.	.	.	.	2	.	.	.	.
99	JOHNSON, Rashad	3	2	1	3	.	.	.	.	.	.	.	.	.
91	WOODS, Bishop	1	2	1	3	.	.	.	.	.	.	.	.	.
90	NALLS, Dee	3	1	2	3	.	.	.	.	.	.	.	.	.
45	SHAW, Derrick	3	1	1	2	.	.	.	.	.	.	.	.	.
27	WILLARD, Greg	3	2	.	2	.	.	.	.	.	.	.	.	.
26	JOHNSON, Demetric	3	2	.	2	.	.	.	.	.	.	.	.	.
47	ADAMS, Robert	3	.	1	1	.	.	.	.	.	.	.	.	.
34	WALTON, Nigel	3	.	1	1	.	.	.	.	.	.	.	.	.
71	BANKS, Noah	3	1	.	1	.	.	.	.	.	.	.	.	.
41	MITCHELL, Connor	3	1	.	1	.	.	.	.	.	.	.	.	.
84	PERKINS, Rajai	3	.	1	1	.	.	.	.	.	.	.	.	.
16	GANDY, Jordon	3	1	.	1	.	.	.	.	.	.	.	.	.
1	GOLSON, Malik	3	1	.	1	.	.	.	.	.	.	1	.	.
20	MCGRAW, Mareio	3	1	.	1	.	.	.	.	.	.	.	.	.
39	DAVIS, Andre	2	.	1	1	.	.	.	.	.	.	.	.	.
Total		3	112	147	259	13-41	4-22	1-4	9	9	2-20	2	1	.
Opponents		3	121	90	211	30-126	12-72	8-13	10	8	2-0	1	.	.

# 2016 MURRAY STATE BOX SCORES



## Quickie Statistics (Final) Murray St. vs Illinois (Sep 03, 2016 at Champaign, Ill.)



## Quickie Statistics (Final) Missouri St. vs Murray St. (Sep 10, 2016 at Murray, Ky.)



	MUR	ILL
Score	3	52
<b>FIRST DOWNS</b>	13	21
<b>RUSHES-YARDS (NET)</b>	26-10	40-287
<b>PASSING YDS (NET)</b>	175	228
Passes Att-Comp-Int	35-21-2	24-16-0
<b>TOTAL OFFENSE PLAYS-YARDS</b>	61-165	64-515
Fumble Returns-Yards	0-0	0-0
Punt Returns-Yards	1--1	3-20
Kickoff Returns-Yards	4-68	1-8
Interception Returns-Yards	0-0	2--2
Punts (Number-Avg)	7-42.4	4-43.0
Fumbles-Lost	1-1	1-0
Penalties-Yards	4-29	7-55
Possession Time	26:32	33:28
Third-Down Conversions	4 of 16	6 of 12
Fourth-Down Conversions	0 of 0	1 of 1
Red-Zone Scores-Chances	1-1	3-4

Murray St.	No.	Gain	Loss	Net	TD	Lg	Avg
<b>Rushing</b>							
DODSON, Mark	4	16	0	16	0	12	4.0
MCGRAW, Mareio	2	6	0	6	0	3	3.0
HARTZ, Houston	1	6	0	6	0	6	6.0
GORDON, Trae	2	2	0	2	0	2	1.0

Murray St.	C-A-I	Yds	TD	Long	Sack
<b>Passing</b>					
HUMPHRIES, KD	18-31-2	163	0	30	5
BIRSE, Cameron	2-3-0	18	0	13	1

Murray St.	No.	Yards	TD	Long
<b>Receiving</b>				
JOHNSON, Demetri	5	26	0	15
BLACKBURN, Jesse	4	48	0	17
STULTS, Mitch	3	12	0	13
GANDY, Jordan	2	36	0	29

Murray St.	No.	Yds	Avg	Long	In20	TB
<b>Punting</b>						
STRATTON, Lando	7	297	42.4	51	1	1

Murray St.	No.	Yards	TD	Long
<b>Punt Returns</b>				
GOLSON, Malik	1	-1	0	0

Murray St.	No.	Yards	TD	Long
<b>Kick Returns</b>				
GOLSON, Malik	2	33	0	20
MCGRAW, Mareio	1	16	0	16

Murray St.	UA-A	Total	Sacks	TFL
<b>Tackles</b>				
CRITTENDON, La	2-6	8	0.0	1.0
BOONE, Dylan	5-2	7	0.0	0.0
WILLIAMS, Quinc	0-7	7	0.0	0.0
WADE, Zachary	2-4	6	0.0	0.0

Illinois	No.	Gain	Loss	Net	TD	Lg	Avg
<b>Rushing</b>							
Foster, K.	4	118	0	118	2	56	29.5
Corbin, Reggie	7	71	0	71	1	32	10.1
Vaughn, Ke'Shawn	17	55	6	49	1	13	2.9
Nation, Tre	8	47	0	47	0	17	5.9

Illinois	C-A-I	Yds	TD	Long	Sack
<b>Passing</b>					
Lunt, Wes	15-21-0	226	3	68	2
Crouch, Chayce	1-3-0	2	0	2	0

Illinois	No.	Yards	TD	Long
<b>Receiving</b>				
Turner, Malik	3	83	2	68
Cain, Desmond	2	37	1	30
Mays, Sam	2	27	0	19
Reams, Caleb	2	9	0	5

Illinois	No.	Yds	Avg	Long	In20	TB
<b>Punting</b>						
Frain, Ryan	4	172	43.0	52	2	1

Illinois	No.	Yards	TD	Long
<b>Punt Returns</b>				
Mosely, Darius	3	20	0	22

Illinois	No.	Yards	TD	Long
<b>Kick Returns</b>				
Day, Caleb	1	8	0	8

Illinois	UA-A	Total	Sacks	TFL
<b>Tackles</b>				
Nickerson, Hardy	8-3	11	1.0	1.0
Crawford, James	3-4	7	0.0	0.0
Jones, Julian	3-3	6	0.0	1.0
Phillips, C.	4-0	4	1.0	3.0

Qtr	Time	Scoring Play	V-H
1st	10:09	ILL - Turner, Malik 5 yd pass from Lunt, Wes (McLaughlin, C. kick), 8-37 4:14	0 - 7
	07:47	ILL - Turner, Malik 68 yd pass from Lunt, Wes (McLaughlin, C. kick), 1-68 0:12	0 - 14
2nd	09:36	ILL - Vaughn, Ke'Shawn 2 yd run (McLaughlin, C. kick), 4-39 1:58	0 - 21
	04:26	ILL - Foster, K. 56 yd run (McLaughlin, C. kick), 4-68 2:00	0 - 28
	00:48	MUR - MITCHELL, Connor 34 yd field goal, 10-64 3:38	3 - 28
	00:26	ILL - Foster, K. 56 yd run (McLaughlin, C. kick), 3-65 0:22	3 - 35
3rd	05:51	ILL - Cain, Desmond 30 yd pass from Lunt, Wes (McLaughlin, C. kick), 11-80 5:22	3 - 42
14:13	ILL - Corbin, Reggie 1 yd run (McLaughlin, C. kick), 8-75 4:16	3 - 49	
08:44	ILL - McLaughlin, C. 48 yd field goal, 7-35 4:00	3 - 52	

	MSU	MUR
Score	28	22
<b>FIRST DOWNS</b>	23	21
<b>RUSHES-YARDS (NET)</b>	52-174	30-72
<b>PASSING YDS (NET)</b>	295	356
Passes Att-Comp-Int	37-21-1	52-35-3
<b>TOTAL OFFENSE PLAYS-YARDS</b>	89-469	82-428
Fumble Returns-Yards	0-0	1-20
Punt Returns-Yards	1--18	2-2
Kickoff Returns-Yards	3-79	1-23
Interception Returns-Yards	3-15	1-4
Punts (Number-Avg)	6-36.8	6-30.0
Fumbles-Lost	2-1	1-1
Penalties-Yards	12-130	9-75
Possession Time	34:43	25:17
Third-Down Conversions	8 of 20	9 of 21
Fourth-Down Conversions	1 of 3	0 of 1
Red-Zone Scores-Chances	2-4	4-5

Missouri St.	No.	Gain	Loss	Net	TD	Lg	Avg
<b>Rushing</b>							
Calan Crowder	19	99	2	97	1	22	5.1
Jason Randall	17	39	2	37	0	7	2.2
Brendan Withrow	1	13	0	13	0	13	13.0
Deion Holliman	1	12	0	12	0	12	12.0

Missouri St.	C-A-I	Yds	TD	Long	Sack
<b>Passing</b>					
Breck Ruddick	21-37-1	295	3	46	1

Missouri St.	No.	Yards	TD	Long
<b>Receiving</b>				
Deion Holliman	5	66	0	20
Malik Earl	4	98	0	46
Zac Hoover	2	53	1	39
Erik Furmanek	2	15	0	9

Missouri St.	No.	Yds	Avg	Long	In20	TB
<b>Punting</b>						
Zach Drake	3	96	32.0	37	3	0
Brendan Withrow	3	125	41.7	47	0	1

Missouri St.	No.	Yards	TD	Long
<b>Punt Returns</b>				
Deion Holliman	1	-18	0	0

Missouri St.	No.	Yards	TD	Long
<b>Kick Returns</b>				
Deion Holliman	3	79	0	41

Missouri St.	UA-A	Total	Sacks	TFL
<b>Tackles</b>				
Dylan Cole	9-5	14	0.0	0.5
McNiece Egbin	5-7	12	0.5	1.0
Cameron Price	6-0	6	0.0	1.0
Anthony Upchurch	4-2	6	0.0	1.0

Murray St.	No.	Gain	Loss	Net	TD	Lg	Avg
<b>Rushing</b>							
JOHNSON, Demetric	19	77	9	68	0	18	3.6
GAINEY, L.J.	2	3	0	3	0	2	1.5
MCGRAW, Mareio	1	3	0	3	0	3	3.0
HUMPHRIES, KD	8	17	19	-2	0	9	-0.2

Murray St.	C-A-I	Yds	TD	Long	Sack
<b>Passing</b>					
HUMPHRIES, KD	35-52-3	356	2	55	2

Murray St.	No.	Yards	TD	Long
<b>Receiving</b>				
GANDY, Jordan	7	104	2	55
JOHNSON, Demetric	7	77	0	23
GOLSON, Malik	5	21	0	9
GAINEY, L.J.	4	34	0	18

Murray St.	No.	Yds	Avg	Long	In20	TB
<b>Punting</b>						
STRATTON, Lando	6	180	30.0	40	1	0

Murray St.	No.	Yards	TD	Long
<b>Punt Returns</b>				
GOLSON, Malik	2	2	0	2

Murray St.	No.	Yards	TD	Long
<b>Kick Returns</b>				
JOHNSON, Demet	1	23	0	23

Murray St.	UA-A	Total	Sacks	TFL
<b>Tackles</b>				
WADE, Zachary	5-8	13	0.0	0.0
CRITTENDON, La	4-8	12	0.0	3.0
JACKSON, Jonatha	5-4	9	0.0	0.0
PAIGE, Marico	3-5	8	0.0	0.0

Qtr	Time	Scoring Play	V-H
1st	11:58	MSU - Zac Hoover 39 yd pass from Breck Ruddick (Zach Drake kick), 4-55 1:20	7 - 0
	01:50	MUR - MITCHELL, Connor 31 yd field goal, 7-36 2:22	7 - 3
2nd	06:35	MSU - Jason Randall 25 yd pass from Breck Ruddick (Zach Drake kick failed), 5-54 2:15	13 - 3
	05:43	MUR - GANDY, Jordan 55 yd pass from HUMPHRIES, KD (MITCHELL, Connor kick), 4-74 0:52	13 - 10
	03:15	MSU - Adam St. Peter 8 yd pass from Breck Ruddick (Jared Beshore rush), 7-75 2:28	21 - 10
	00:31	MUR - MITCHELL, Connor 36 yd field goal, 11-50 2:43	21 - 13
3rd	01:46	MUR - GANDY, Jordan 1 yd pass from HUMPHRIES, KD (STULTS, Mitch rush failed), 9-66 2:42	21 - 19
4th	06:25	MSU - Calan Crowder 16 yd run (Zach Drake kick), 9-85 4:10	28 - 19
	01:29	MUR - MITCHELL, Connor 37 yd field goal, 11-70 1:48	28 - 22



## Quickie Statistics (Final) Murray St. vs Southern Ill. (Sep 17, 2016 at Carbondale, Ill.)



	MUR	SIU
Score	17	50
<b>FIRST DOWNS</b>	12	30
<b>RUSHES-YARDS (NET)</b>	36-110	49-269
<b>PASSING YDS (NET)</b>	209	289
Passes Att-Comp-Int	31-16-3	38-27-0
<b>TOTAL OFFENSE PLAYS-YARDS</b>	67-319	87-558
Fumble Returns-Yards	0-0	0-0
Punt Returns-Yards	0-0	2-10
Kickoff Returns-Yards	6-105	2-134
Interception Returns-Yards	0-0	3-0
Punts (Number-Avg)	8-49.4	6-36.3
Fumbles-Lost	0-0	4-1
Penalties-Yards	6-53	6-44
Possession Time	27:25	32:35
Third-Down Conversions	4 of 18	4 of 15
Fourth-Down Conversions	0 of 2	2 of 3
Red-Zone Scores-Chances	2-3	4-4

Murray St.	No.	Gain	Loss	Net	TD	Lg	Avg
<b>Rushing</b>							
MCGRAW, Mareio	5	79	1	78	1	68	15.6
JOHNSON, Demetric	18	57	7	50	0	15	2.8
GORDON, Trae	7	5	0	5	0	2	0.7
TEAM	1	0	3	-3	0	0	-3.0

Murray St.	C-A-I	Yds	TD	Long	Sack
<b>Passing</b>					
BIRSE, Cameron	15-29-2	210	1	64	4
BLACKBURN, Jesse	1-1-0	-1	0	0	0

Murray St.	No.	Yards	TD	Long
<b>Receiving</b>				
GOLSON, Malik	4	28	0	15
BLACKBURN, Jesse	4	19	0	6
GANDY, Jordan	3	106	1	64
JOHNSON, Demetric	2	20	0	10

Murray St.	No.	Yds	Avg	Long	In20	TB
<b>Punting</b>						
STRATTON, Lando	8	395	49.4	78	3	0

Murray St.	No.	Yards	TD	Long
<b>Punt Returns</b>				
GOLSON, Malik	2	43	0	24
SANFORD, Marque	1	14	0	14

Murray St.	UA-A	Total	Sacks	TFL
<b>Tackles</b>				
WADE, D'Montre	8-1	9	0.0	0.0
WADE, Zachary	7-2	9	0.0	0.0
RODRIGUEZ, Sean	3-4	7	0.0	0.0

Qtr	Time	Scoring Play	V-H
1st	14:46	SIU - Davis, D.J. 98 yd kickoff return (Sotiropoulos, M kick)	0 - 7
	12:39	SIU - Sotiropoulos, M 23 yd field goal, 6-11 1:36	0 - 10
	07:59	SIU - Davis, D.J. 4 yd pass from Straughan, Josh (Sotiropoulos, M kick), 11-94 3:32	0 - 17
	05:33	MUR - MITCHELL, Connor 25 yd field goal, 7-72 2:19	3 - 17
	03:13	SIU - Jones, Jimmy 17 yd pass from Straughan, Josh (Sotiropoulos, M kick), 7-82 2:19	3 - 24
	00:52	MUR - GANDY, Jordan 14 yd pass from BIRSE, Cameron (MITCHELL, Connor kick), 1-14 0:06	10 - 24
2nd	09:19	SIU - Varble, Jacob 25 yd pass from Straughan, Josh (Sotiropoulos, M kick), 9-69 3:02	10 - 31
	00:18	SIU - DeSomer, Matt 1 yd run (Sotiropoulos, M kick), 9-82 3:05	10 - 38
3rd	07:33	SIU - Reed, Billy 29 yd pass from Straughan, Josh (Sotiropoulos, M kick failed), 10-68 3:03	10 - 44
4th	10:10	MUR - MCGRAW, Mareio 68 yd run (MITCHELL, Connor kick), 1-68 0:10	17 - 44
	10:01	SIU - Walter, Cameron 51 yd run (Sotiropoulos, M kick failed), 1-51 0:08	17 - 50

	MSU	MUR
Score	28	22
<b>FIRST DOWNS</b>	23	21
<b>RUSHES-YARDS (NET)</b>	52-174	30-72
<b>PASSING YDS (NET)</b>	295	356
Passes Att-Comp-Int	37-21-1	52-35-3
<b>TOTAL OFFENSE PLAYS-YARDS</b>	89-469	82-428
Fumble Returns-Yards	0-0	1-20
Punt Returns-Yards	1--18	2-2
Kickoff Returns-Yards	3-79	1-23
Interception Returns-Yards	3-15	1-4
Punts (Number-Avg)	6-36.8	6-30.0
Fumbles-Lost	2-1	1-1
Penalties-Yards	12-130	9-75
Possession Time	34:43	25:17
Third-Down Conversions	8 of 20	9 of 21
Fourth-Down Conversions	1 of 3	0 of 1
Red-Zone Scores-Chances	2-4	