

## 2016 MURRAY STATE ROSTER

| No.     | Player            |
|---------|-------------------|
| 1.....  | Malik Golson      |
| 2.....  | KD Humphries      |
| 3.....  | L.J. Gainey       |
| 4.....  | Jonathan Jackson  |
| 5.....  | D'Montre Wade     |
| 6.....  | Marquez Sanford   |
| 7.....  | Mark Dodson       |
| 8.....  | Zach Shipley      |
| 8.....  | Nate Embry        |
| 9.....  | Lamont Crittendon |
| 12..... | Mitch Stults      |
| 13..... | Quincy Williams   |
| 13..... | Brendan Bognar    |
| 14..... | Cameron Birse     |
| 15..... | Tyre Gray         |
| 16..... | Jordan Gandy      |
| 17..... | Isaiah Foster     |
| 18..... | Eli Oltean        |
| 19..... | Houston Hartz     |
| 20..... | Mareio McGraw     |
| 21..... | Zachary Wade      |
| 22..... | Dylan Boone       |
| 23..... | Marcus Meredith   |
| 24..... | Toby Omli         |
| 25..... | Marico Paige      |
| 26..... | Demetric Johnson  |
| 27..... | Greg Willard      |
| 28..... | Nick Collins      |
| 29..... | Sean Moore        |
| 30..... | Trae Gordon       |
| 30..... | Tyler Gray        |
| 31..... | Sean Rodriguez    |
| 32..... | Zuri Elrington    |
| 33..... | Ethon Felton      |
| 34..... | Nigel Walton      |
| 35..... | Drew Rutland      |
| 36..... | D'Vaughn Whitt    |
| 37..... | Landon Stratton   |
| 38..... | James Sappington  |
| 39..... | Andre Davis       |
| 40..... | Wes Drewery       |
| 41..... | Connor Mitchell   |
| 42..... | Jordan Tyler      |
| 43..... | John Welsh        |
| 44..... | Josh Malone       |
| 45..... | Derrick Shaw      |
| 46..... | Ernest Kenty      |
| 47..... | Robert Adams      |
| 48..... | Drake VanHooser   |
| 49..... | Chase Boling      |
| 50..... | Ryan Rainey       |
| 53..... | Nolan Nichols     |
| 54..... | Chris Stahl       |
| 58..... | Kwan Stallworth   |
| 59..... | Austin Hogancamp  |
| 60..... | Brant Newman      |
| 61..... | Dante Darcus      |
| 62..... | Nate Wilkinson    |
| 66..... | Tony Mays II      |
| 68..... | Leighton Colby    |
| 69..... | Chris White       |
| 70..... | Jace Bragg        |
| 71..... | Noah Banks        |
| 73..... | Micaheal Magochy  |
| 74..... | Steven Clemmons   |
| 75..... | Cam Carter        |
| 77..... | Ingram Tillard    |
| 78..... | Joe Irby          |
| 79..... | Keenan Lautner    |
| 80..... | Sterling Taylor   |
| 81..... | Caleb Sheffer     |
| 82..... | Sylviaughn Turner |
| 84..... | Rajai Perkins     |
| 85..... | Jesse Blackburn   |
| 86..... | Jensen Feggins    |
| 87..... | Hector Garcia     |
| 89..... | Jonathan Moss     |
| 90..... | Dee Nalls         |
| 91..... | Bishop Woods      |
| 92..... | Quindarius Coles  |
| 93..... | Wyatt Dawson      |
| 94..... | Silas Owens       |
| 95..... | Troy-Wayne Quinn  |
| 96..... | Griffin Martin    |
| 97..... | Ryan Duvall       |
| 98..... | Korey Tillman     |
| 99..... | Rashad Johnson    |

## MURRAY ST. RACERS (0-2) VS. SOUTHERN ILL. SALUKIS (1-1)



Carbondale, Ill.; Saluki Stadium  
 Saturday, Sept. 17, 2016; 6 p.m.  
 Web Stream: WatchESPN.com  
 Live Audio: Froggy 103.7 FM  
 (PxP - Neal Bradley; Color - Dave Winder)



### MURRAY STATE PROBABLE STARTERS

#### OFFENSE

|    |    |                  |
|----|----|------------------|
| QB | 2  | KD Humphries     |
| F  | 26 | Demetric Johnson |
| X  | 16 | Jordan Gandy     |
| H  | 1  | Malik Golson     |
| Y  | 85 | Jesse Blackburn  |
| Z  | 3  | L.J. Gainey      |
| LT | 78 | Joe Irby         |
| LG | 58 | Kwan Stallworth  |
| C  | 60 | Brant Newman     |
| RG | 69 | Chris White      |
| RT | 71 | Noah Banks       |

#### DEFENSE

|       |    |                   |
|-------|----|-------------------|
| STUD  | 32 | Zuri Elrington    |
| DT    | 91 | Bishop Woods      |
| NOSE  | 54 | Chris Stahl       |
| END   | 94 | Silas Owens       |
| MIKE  | 9  | Lamont Crittendon |
| WILL  | 13 | Quincy Williams   |
| SLASH | 21 | Zach Wade         |
| FS    | 22 | Dylan Boone       |
| JACK  | 24 | Toby Omli         |
| CB    | 5  | D'Montre Wade     |
| CB    | 6  | Marquez Sanford   |

### 2016 OVC STANDINGS

| Team                  | OVC        | Overall    |
|-----------------------|------------|------------|
| Tennessee Tech        | 1-0        | 1-1        |
| Tennessee State       | 0-0        | 2-0        |
| #4 Jacksonville State | 0-0        | 1-1        |
| Eastern Illinois      | 0-0        | 1-1        |
| Eastern Kentucky      | 0-0        | 1-1        |
| <b>Murray State</b>   | <b>0-0</b> | <b>0-2</b> |
| Southeast Missouri    | 0-0        | 0-2        |
| UT Martin             | 0-0        | 0-2        |
| Austin Peay           | 0-1        | 0-2        |

Standings as of Sept. 11

### 2016 SCHEDULE

| Date           | Opponent                 | Time/Result   | Location                |
|----------------|--------------------------|---------------|-------------------------|
| Sep. 3         | Illinois                 | L 3-52        | Champaign, Ill.         |
| Sep. 10        | MISSOURI ST.%            | L 22-28       | Stewart Stadium         |
| <b>Sep. 17</b> | <b>Southern Illinois</b> | <b>6 p.m.</b> | <b>Carbondale, Ill.</b> |
| Sep. 24        | SOUTHEAST MISSOURI*^     | 6 p.m.        | Stewart Stadium         |
| Oct. 1         | Austin Peay*             | 4 p.m.        | Clarksville, Tenn.      |
| Oct. 15        | UT MARTIN*               | 6 p.m.        | Stewart Stadium         |
| Oct. 22        | Eastern illinois*        | 1 p.m.        | Charleston, Ill.        |
| Oct. 29        | TENNESSEE STATE*&        | 3 p.m.        | Stewart Stadium         |
| Nov. 5         | Eastern Kentucky*        | TBA           | Richmond, Ky.           |
| Nov. 12        | JACKSONVILLE STATE*      | 1 p.m.        | Stewart Stadium         |
| Nov. 19        | Tennessee Tech*          | 1:30 p.m.     | Cookeville, Tenn.       |
| Nov. 26        | FCS Playoffs - 1st Rd.   | TBA           | TBD                     |

Home Games In ALL CAPS \*OVC Contest %Senior Night

^Family Weekend &Homecoming

### 2016 RECORD BREAKDOWN

|         | Record | Home | Away | OT  |
|---------|--------|------|------|-----|
| Overall | 0-2    | 0-1  | 0-1  | 0-0 |
| OVC     | 0-0    | 0-0  | 0-0  | 0-0 |

### SEASON STREAKS

Overall: L2 Home: L1 Away: L1 OT: ---

### OVERALL STREAKS

Overall: L4 Home: L3 Away: L2 OT: L1

# WEEKLY SCHEDULE

| SUNDAY - 11     | MONDAY - 12                                      | TUESDAY - 13                                 | WEDNESDAY - 14                                   | THURSDAY - 15                            | FRIDAY - 16     | SATURDAY - 17                               |
|-----------------|--|--|--|--|-----------------|---|
| No Practice     | No Practice                                      | Practice<br>3:55 p.m.                        | Practice<br>3:55 p.m.                            | Practice<br>3:55 p.m.                    | Practice<br>TBA | Southern Ill.<br>Carbondale, Ill.<br>6 p.m. |
| No availability | Stewart & Players<br>Press Conference<br>12 p.m. | Stewart & Players<br>Available By<br>Request | Stewart & Players<br>Available After<br>Practice | Coach Stewart<br>Available By<br>Request | No availability | Players & Coaches<br>Available<br>Post-Game |

## UNIVERSITY FACTS

**Nickname:** Racers  
**Location:** Murray, Ky.  
**Established:** 1922  
**Enrollment:** 10,998  
**Conference/Affiliation:** Ohio Valley/NCAA Division I - FCS  
**Colors:** Navy & Gold (PMS 289 & 123)  
**President:** Dr. Robert O. Davies  
**Director of Athletics:** Allen Ward

## FOOTBALL INFORMATION

**Offensive Formation:** Spread  
**Defensive Formation:** 4-2-5  
**2015 Overall Record:** 3-8  
**2015 OVC Record/Standing:** 2-7/7th  
**Offensive Starters Returning/Lost:** 6/5  
**Defensive Starters Returning/Lost:** 6/5  
**First Varsity Season:** 1924  
**Seasons/Winning Seasons:** 86/47  
**Overall Record:** 471-420-36 (.527)  
**OVC Record:** 218-233-9 (.484)  
**OVC Titles:** 8 (1948, 1950, 1951, 1979, 1986, 1995, 1996, 2002)  
**NCAA Appearances:** 5 (1979, 1986, 1995, 1996, 2002)

## STADIUM INFORMATION

**Stadium Name (First Year):** Stewart Stadium (1973)  
**Playing Surface (Installed):** FieldTurf (2015)  
**Capacity:** 16,800  
**Largest Crowd:** 16,600 (Oct. 31, 1981 vs. Eastern Ky.)  
**Record at Stewart Stadium:** 153-80-2 (.655)

## COACHING STAFF

**Head Coach:** Mitch Stewart (Valdosta St. '05)  
**Overall Record:** 3-9 (.231)/2nd Season  
**Record at MSU:** Same  
**Def.Coordinator/AHC/Safeties:** Chris Boone (Southern Miss. '97)  
**Linebackers/Special Teams:** Jake Johnson (Eastern Ky. '02)  
**Offensive Line/Run Game Coord.:** Gordon Steele (Valdosta St. '10)  
**Wide Receiver:** Casey Brockman (Murray St. '13)  
**Run Backs/Co-Run Game Coord.:** Sean Dawkins (Troy '07)  
**Defensive Line:** Kevin Park (Baylor '13)  
**Cornerbacks:** Corico Wright (Clemson '12)  
**Dir. of Recruiting & Player Personnel:** Steve Adams (Murray St. '13)  
**Strength & Conditioning:** Craig Swieton (Springfield '03)  
**Defensive QC:** Carson Hunter (Memphis '12)  
**Offensive QC:** Drew Burnham  
**Special Teams QC:** Garrett Schwettman (Western Ky. '16)  
**Defensive GA:** Nick Knight (Kentucky Wesleyan '11)  
**Offensive GA:** Harris Bivin (Murray St. '14)

## DAILY MEDIA AVAILABILITY

**Monday:** **Mitch Stewart** and select players will be available at the media luncheon at 12 p.m. at the Racer Room inside Stewart Stadium.

**Tuesday:** Head Coach **Mitch Stewart**, assistant coaches and players will be available by appointment only.

**Wednesday:** Head Coach **Mitch Stewart**, assistant coaches and players will be available at the conclusion of practice.

**Thursday:** Head Coach **Mitch Stewart** will be available by appointment only before practice.

**Friday and Sunday:** No Availability.

**Saturday:** Post-game availability only. Members of the MSU Athletics Media Relations staff will escort media representatives to the appropriate areas following the conclusion of the game. The Murray State locker room, home and away, is closed to the media at all times.

Head Coach **Mitch Stewart** and selected Racer players will be brought to the designated interview area. At home games, that area is the Racer Room, located in Stewart Stadium (first floor).

At the midway point of the fourth quarter, interview requests will be collected.

For games in Murray, the opposing head coach will meet with the media inside the opponent interview room. A representative from the MSU Media Relations Office will be on hand to assist the media in finding this area. Interviews with the head coach and players from the visiting team will be based on the post-game policy of that institution.

## PRACTICE PROCEDURES

**Covering Practice:** Practices are generally open to the media and public. Head coach Mitch Stewart reserves the right to close practice at any time.

**Note:** Player or coach interviews must not conflict with classes, meetings, training room treatments or other team obligations.

## OVC COACHES TELECONFERENCE

During the regular season a weekly teleconference featuring the league's nine head coaches will be held every Tuesday morning at 9:55 a.m. CT, with MSU head coach Mitch Stewart speaking at 10:00 a.m. The first teleconference will take place on Tuesday, Aug. 30. For information on how to access the call, please contact Kyle Schwartz in the OVC Office at (615) 371-1698 or [kschwartz@ovc.org](mailto:kschwartz@ovc.org).

## UPCOMING SCHEDULE

| DATE     | OPPONENT           | SITE                                | TIME   | WEB/TV | RADIO    |
|----------|--------------------|-------------------------------------|--------|--------|----------|
| Sept. 26 | Southeast Missouri | Stewart Stadium; Murray, Ky.        | 6 p.m. | ESPN3  | 103.7 FM |
| Oct. 3   | Austin Peay        | Fortera Stadium; Clarksville, Tenn. | 4 p.m. | OVCDN  | 103.7 FM |
| Oct. 15  | UT Martin          | Stewart Stadium; Murray, Ky.        | 6 p.m. | OVCDN  | 103.7 FM |
| Oct. 22  | Eastern Ill.       | O'Brien Stadium; Charleston, Ill.   | 1 p.m. | OVCDN  | 103.7 FM |
| Oct. 29  | Tennessee St.      | Stewart Stadium; Murray, Ky.        | 3 p.m. | OVCDN  | 103.7 FM |

## LAST TIME OUT

**vs. Missouri State (L 22-28)**

**Sept. 10 at Roy Stewart Stadium**

**MURRAY, Ky.** - The Murray State football team found itself in an early 13-3 hole and was never able to recover, falling to Missouri State, 28-22, at Roy Stewart Stadium in Murray. Despite throwing for 356 yards and two touchdowns, senior quarterback KD Humphries committed an uncharacteristic four turnovers, including three interceptions. The Bears were able to turn two of the four turnovers into touchdowns, helping to seal their first win over the Racers since 2009. The Racers closed the gap late in the third quarter and trailed, just 21-19. However, despite pinning Missouri State deep in their own end zone in the fourth quarter on a muffed punt return, the Bears scored with just over six minutes to play, extending the lead to 28-19. With under two minutes to go, Murray State cut the lead to just six on a Connor Mitchell field goal, but couldn't recover the ensuing onside kick, allowing Missouri State to hold on for the win. Connor Mitchell was perfect 3-for-3, a career high, on field goals in the game with kicks of 31, 36 and 37 yards and was 1-for-1 on PAT attempts. He also notched another career-high of two touchbacks on five kickoffs with an average of 60.8 yards per kick. Jordon Gandy also had a career night with career-highs of five catches for a total 104 yards and two touchdowns. His first touchdown was a 55-yarder, while his second was quick one-yard strike. Lamont Crittendon finished the game with 12 tackles, including a game-high 3.0 for a total loss of eight yards. He also blocked a field goal in the second quarter and came up with a tackle on fourth and three in the first quarter that forced a turnover on downs.

## SATURDAY'S OPPONENT:

**at Southern Illinois Salukis**

**Sept. 17, 2016**

**6 p.m.**


**Saluki Stadium**

**SERIES HISTORY:** Saturday will be the first meeting between the teams in over a decade with Murray State leading the all-time series 10-8-2. The series is one of the oldest in the history of Racer football with the first meeting taking place in 1927, just the fourth year of the program. The two teams last met in 2003 in Carbondale when the Salukis picked up a 32-7 win. Despite leading the all-time series, the Racers have not performed well in Carbondale winning just two of the all-time 10 meetings there.

**SCOUTING THE SALUKIS:** After a close loss at Florida Atlantic in week one, the Salukis held off a late charge from SEMO in week two for the 33-20 win, their first of the season. Josh Straughn led SIU under center by going 16-for-34 for 265 yards and a touchdown. Freshman kicker Matt Sotiropoulos also played a big role in the game by going 3-for-3 on field goals and 3-for-3 on extra points. Jefferson Vea led the SIU defense in the game with 12 total tackles, while James Ceasar had three pass break-ups and a 43-yard fumble return for a touchdown. The Salukis are currently averaging 30.0 points per game to go along with 466.5 yards of total offense, while holding opponents 30.0 point and 426.0 yards per game. SIU's offense favors the passing with 326 yards coming through the air and 140.5 yards on the ground. Straughn is currently averaging 316.0 yards a game and completing passes at a 61.8-percent clip. Connor Iwema has been his leading target this season, averaging 78.0 yards per game and 15.6 yards per catch. Allen Chase leads all tacklers for SIU through two games with 19, while Vea follows closely behind at 18. Deondre Bennett has also been a force for the Salukis with eight total tackles, 2.0 sacks for a total loss of 13 yards, three quarterback hurries and two forced fumbles.

## MURRAY STATE AT SOUTHERN ILLINOIS

## RACERS - 10 WINS, SALUKIS - 8 WINS, 2 TIES

|   |   |         |  |                                       |  |                          |   |  |  |  |
|---|---|---------|--|---------------------------------------|--|--------------------------|---|--|--|--|
|  | <u>Southern Illinois Quick Facts</u>        |         |  | <u>Field:</u> Saluki Stadium          |  |                          | <u>Starter Returning/Lost:</u> 14-11      |  |  |  |
|   | <u>Founded:</u> 1869                        |         |  | <u>2015 Rec.:</u> 3-8 (2-6, 9th MVFC) |  |                          | <u>Head Coach:</u> Nick Hill              |  |  |  |
|   | <u>Location:</u> Carbondale, Ill.           |         |  | <u>Postseason:</u> None               |  |                          | <u>Alma Mater:</u> Southern Ill, 2008     |  |  |  |
|   | <u>Colors:</u> Maroon & White               |         |  | <u>Basic Offense:</u> Multiple        |  |                          | <u>Overall Record (season):</u> 1-1 (1st) |  |  |  |
|   | <u>Enrollment:</u> 17,292                   |         |  | <u>Basic Defense:</u> 4-3             |  |                          | <u>SIU Record (season):</u> Same          |  |  |  |
|   | <u>Conference:</u> Missouri Valley Football |         |  |                                       |  |                          |   |  |  |  |
| <u>Last 3 vs. SIU:</u>  |   |         |  | <u>Current Streaks vs. SIU:</u>       |  | <u>All-Time vs. SIU:</u> |   | <u>MSU-SIU Series Misc.:</u>             |  |  |
| 2003  | @SIU  | L 7-32  |  | <u>Overall:</u> Lost 1                |  | <u>Home:</u> 8-2-0       |   | <u>First Meeting:</u> 1927 @MUR W 6-3    |  |  |
| 2002  | @MUR  | W 42-20 |  | <u>Home:</u> Won 4                    |  | <u>Away:</u> 2-6-2       |   | <u>Largest MSU Win:</u> 1995 @SIU W 35-3 |  |  |
| 2001  | @SIU  | W 24-20 |  | <u>Away:</u> Lost 1                   |  | <u>Neutral:</u> 0-0      |   | <u>Largest SIU Win:</u> 1990 @SIU L 7-45 |  |  |

## 2016 MURRAY STATE ROSTER - NUMERICAL

| No. | Player            | Pos. | Ht.  | Wt. | Yr.   | Hometown (Previous School)                  |
|-----|-------------------|------|------|-----|-------|---|
| 1   | Malik Golson      | WR   | 5-9  | 180 | R-Sr. | San Diego, Calif. (Delaware St.)            |
| 2   | KD Humphries      | QB   | 6-3  | 225 | R-Sr. | Montgomery, Ala. (Jefferson Davis HS)       |
| 3   | L.J. Gainey       | WR   | 5-11 | 211 | Jr.   | Snellville, Ga. (Fullerton Col.)            |
| 4   | Jonathan Jackson  | LB   | 5-11 | 211 | Sr.   | Mayfield, Ky. (Mayfield HS)                 |
| 5   | D'Montre Wade     | DB   | 6-0  | 192 | R-Jr. | Columbia, Tenn. (Brentwood Academy)         |
| 6   | Marquez Sanford   | DB   | 5-11 | 170 | So.   | Macon, Ga. (Westside HS)                    |
| 7   | Mark Dodson       | RB   | 5-10 | 198 | R-Jr. | Memphis, Tenn. (Ole Miss)                   |
| 8   | Zach Shipley      | DB   | 5-10 | 178 | R-Jr. | Shelbyville, Ky. (Shelby County HS)         |
| 8   | Nate Embry        | QB   | 6-4  | 220 | Fr.   | Madisonville, Ky. (North Hopkins HS)        |
| 9   | Lamont Crittendon | LB   | 5-10 | 235 | R-Jr. | Decatur, Ala. (Austin HS)                   |
| 12  | Mitch Stults      | WR   | 5-9  | 175 | Sr.   | Hamilton, Ala. (Hamilton HS)                |
| 13  | Brendan Bognar    | QB   | 6-6  | 225 | R-Fr. | St. Louis, Mo. (Lindenwood [MO])            |
| 13  | Quincy Williams   | LB   | 6-0  | 215 | R-So. | Birmingham, Ala. (Wenonah HS)               |
| 14  | Cameron Birse     | QB   | 6-2  | 235 | R-Jr. | Danville, Calif. (Arkansas St.)             |
| 15  | Tyre Gray         | WR   | 5-10 | 170 | Fr.   | Alexander, Ala. (Benjamin Russell HS)       |
| 16  | Jordon Gandy      | WR   | 6-4  | 210 | Jr.   | Athens, Ala. (East Limestone HS)            |
| 17  | Isaiah Foster     | DB   | 6-2  | 175 | Jr.   | Pacoima, Calif. (College of the Canyons)    |
| 18  | Eli Oltean        | QB   | 6-2  | 190 | Fr.   | St. Joseph, Ill. (St. Joseph-Ogden HS)      |
| 19  | Houston Hartz     | QB   | 6-2  | 195 | R-So. | Owensboro, Ky. (Owensboro Catholic HS)      |
| 20  | Mareio McGraw     | RB   | 6-0  | 180 | Fr.   | Nashville, Tenn. (Overton HS)               |
| 21  | Zachary Wade      | DB   | 5-11 | 215 | R-Jr. | Newport Beach, Calif. (Saddleback CC)       |
| 22  | Dylan Boone       | DB   | 5-11 | 193 | Jr.   | Murray, Ky. (Murray HS)                     |
| 23  | Marcus Meredith   | DB   | 5-11 | 190 | R-Jr. | San Clemente, Calif. (Saddleback CC)        |
| 24  | Toby Omli         | DB   | 6-0  | 200 | Sr.   | Brookeville, Kan. (Butler CC)               |
| 25  | Marico Paige      | LB   | 6-1  | 220 | Jr.   | Wesson, Miss. (Copiah-Lincoln CC)           |
| 26  | Demetric Johnson  | RB   | 6-0  | 185 | R-Jr. | South Pittsburg, Tenn. (South Pittsburg HS) |
| 27  | Greg Willard      | DB   | 5-9  | 170 | Jr.   | Decatur, Ala. (Austin HS)                   |
| 28  | Nick Collins      | WR   | 5-7  | 185 | Fr.   | Columbia, Mo. (Rock Bridge HS)              |
| 29  | Sean Moore        | DB   | 5-10 | 170 | Fr.   | Davie, Fla. (Western HS)                    |
| 30  | Trae Gordon       | RB   | 5-9  | 185 | So.   | Louisville, Ky. (duPont Manual HS)          |
| 30  | Tyler Gray        | DB   | 5-11 | 155 | Fr.   | Columbia, Mo. (Battle HS)                   |
| 31  | Sean Rodriguez    | LB   | 6-0  | 210 | Jr.   | Nickerson, Kan. (Butler CC)                 |
| 32  | Zuri Elrington    | DL   | 6-3  | 240 | Sr.   | Los Angeles, Calif. (West Los Angeles)      |
| 33  | Ethon Felton      | RB   | 6-0  | 217 | R-So. | Muscle Shoals, Ala. (Muscle Shoals HS)      |
| 34  | Nigel Walton      | DB   | 6-0  | 170 | Fr.   | Atlanta, Ga. (Carver HS)                    |
| 35  | Drew Rutland      | WR   | 6-5  | 215 | So.   | Memphis, Tenn. (First Assembly Christian)   |
| 36  | D'Vaughn Whitt    | DB   | 5-10 | 170 | Fr.   | Clarksville, Tenn. (Clarksville HS)         |
| 37  | Landon Stratton   | P    | 6-0  | 180 | R-So. | Russellville, Ky. (Logan County HS)         |
| 38  | James Sappington  | K/P  | 6-5  | 220 | Fr.   | Peculiar, Mo. (Raymore-Peculiar HS)         |
| 39  | Andre Davis       | DB   | 5-11 | 175 | Fr.   | Lexington, Ky. (Bryant Station HS)          |
| 40  | Wes Drewery       | LS   | 6-3  | 230 | R-So. | Franklin, Tenn. (UAB)                       |
| 41  | Connor Mitchell   | K    | 6-2  | 200 | R-Sr. | Franklin, Tenn. (Battle Ground Academy)     |
| 42  | Jordan Tyler      | LB   | 6-0  | 221 | R-So. | Paducah, Ky. (Western Ky.)                  |
| 43  | John Welsh        | DB   | 5-10 | 168 | R-So. | Paducah, Ky. (McCracken County HS)          |
| 44  | Josh Malone       | DB   | 5-11 | 185 | Fr.   | Memphis, Tenn. (Ridgeway HS)                |
| 45  | Derrick Shaw      | LB   | 6-1  | 240 | Fr.   | Alabaster, Ala. (Thompson HS)               |
| 46  | Ernest Kenty      | DB   | 6-2  | 205 | Fr.   | Birmingham, Ala. (Ramsay HS)                |
| 47  | Robert Adams      | DL   | 6-2  | 235 | Fr.   | Tuscaloosa, Ala. (Northridge HS)            |
| 48  | Drake VanHooser   | RB   | 6-0  | 240 | R-Fr. | Princeton, Ky. (Caldwell County HS)         |
| 49  | Chase Boling      | LB   | 6-2  | 235 | So.   | Lexington, Ky. (Lexington Catholic HS)      |
| 50  | Paris Wilson      | LB   | 6-2  | 215 | Fr.   | Memphis, Tenn. (Melrose HS)                 |
| 51  | Ryan Rainey       | OL   | 6-1  | 295 | R-Jr. | Saucier, Miss. (Harrison Central HS)        |
| 53  | Nolan Nichols     | LB   | 5-11 | 215 | R-So. | Benton, Ky. (Marshall County HS)            |
| 54  | Chris Stahl       | DL   | 6-2  | 285 | Fr.   | St. Louis, Mo. (St. Louis University HS)    |
| 58  | Kwan Stallworth   | OL   | 6-4  | 295 | So.   | Lithonia, Ga. (Martin Luther King, Jr. HS)  |
| 59  | Austin Hogancamp  | OL   | 6-3  | 250 | Fr.   | North Sutton, N.H. (Kearsarge HS)           |
| 60  | Brant Newman      | OL   | 6-2  | 286 | R-Fr. | Germantown, Tenn. (Memphis University HS)   |

## 2016 MURRAY STATE ROSTER - NUMERICAL

| No. | Player           | Pos. | Ht.  | Wt. | Yr.   | Hometown (Previous School)               |
|-----|------------------|------|------|-----|-------|--|
| 61  | Dante Darcus     | OL   | 6-1  | 265 | R-Fr. | Murray, Ky. (Lindsey Wilson)             |
| 62  | Nate Wilkinson   | OL   | 6-3  | 290 | Fr.   | Franklin, Tenn. (Centennial HS)          |
| 66  | Tony Mays II     | OL   | 6-4  | 305 | R-Sr. | Memphis, Tenn. (Memphis)                 |
| 68  | Leighton Colby   | OL   | 6-1  | 255 | R-Fr. | Murfreesboro, Tenn. (Blackman HS)        |
| 69  | Chris White      | OL   | 6-3  | 310 | So.   | Daphne, Ala. (Daphne HS)                 |
| 70  | Jace Bragg       | OL   | 6-3  | 275 | R-Fr. | Baton Rouge, La. (Central HS)            |
| 71  | Noah Banks       | OL   | 6-6  | 310 | R-Fr. | Pensacola, Fla. (West Florida HS)        |
| 73  | Michael Magochy  | DL   | 6-4  | 220 | Fr.   | Franklin, Tenn. (Page HS)                |
| 74  | Steven Clemmons  | OL   | 6-4  | 295 | Fr.   | Lewisburg, Tenn. (Marshall County HS)    |
| 75  | Cam Carter       | OL   | 6-6  | 280 | Fr.   | Adamsville, Ala. (Minor HS)              |
| 77  | Ingram Tillard   | OL   | 6-5  | 330 | Jr.   | Germantown, Tenn. (UAB)                  |
| 78  | Joe Irby         | OL   | 6-4  | 297 | Jr.   | Nashville, Tenn. (Franklin Road Academy) |
| 79  | Keenan Lautner   | P    | 5-11 | 185 | Fr.   | Lynville, Ind. (Tecumseh HS)             |
| 80  | Sterling Taylor  | WR   | 6-0  | 190 | R-Jr. | Morrow, Ga. (Contra Costa HS)            |
| 81  | Caleb Sheffer    | WR   | 6-4  | 200 | R-Fr. | Hodgenville, Ky. (Western Ky.)           |
| 82  | Sylvaughn Turner | WR   | 6-2  | 170 | Fr.   | Athens, Ala. (East Limestone HS)         |
| 84  | Rajai Perkins    | WR   | 6-0  | 187 | Fr.   | St. Louis, Mo. (Hazlewood East HS)       |
| 85  | Jesse Blackburn  | WR   | 6-3  | 240 | Sr.   | Gardendale, Ala. (Gardendale HS)         |
| 86  | Jensen Feggins   | WR   | 6-2  | 200 | R-Fr. | Bowling Green, Ky. (Warren Central HS)   |
| 87  | Hector Garcia    | K    | 6-1  | 215 | R-Fr. | Sedalia, Ky. (Graves County HS)          |
| 89  | Jonathan Moss    | WR   | 6-0  | 165 | Fr.   | Madison, Ala. (Bob Jones HS)             |
| 90  | Dee Nalls        | DL   | 6-4  | 305 | Fr.   | Fayette, Ala. (Fayette County HS)        |
| 91  | Bishop Woods     | DL   | 6-2  | 253 | Jr.   | Atlanta, Ga. (Peachtree Ridge HS)        |
| 92  | Quindarius Coles | DL   | 6-4  | 250 | Fr.   | Bessemer, Ala. (McAdory HS)              |
| 93  | Wyatt Dawson     | OL   | 5-11 | 266 | R-Fr. | Duck, W.Va. (Clay County HS)             |
| 94  | Silas Owens      | DL   | 6-4  | 240 | So.   | New Market, Ala. (Buckhorn HS)           |
| 95  | Troy-Wayne Quinn | DL   | 6-1  | 245 | Jr.   | Prattville, Ala. (Harrison Central HS)   |
| 96  | Griffin Martin   | DL   | 6-2  | 250 | R-Fr. | Elba, Ala. (Elba HS)                     |
| 97  | Ryan Duvall      | DL   | 6-5  | 225 | R-So. | Owensboro, Ky. (Western Ky.)             |
| 98  | Korey Tillman    | DL   | 6-2  | 270 | Fr.   | Murfreesboro, Tenn. (Blackman HS)        |
| 99  | Rashad Johnson   | DL   | 6-1  | 270 | So.   | Barnesville, Ga. (Lamar County HS)       |

**Head Coach/Quarterbacks:** Mitch Stewart (Valdosta St., 2005), 2nd Season as HC, 7th Overall

**Defensive Coordinator/Asst. Head Coach/Secondary:** Chris Boone (Southern Miss., 1997), 2nd Season

**Linebackers/Special Teams Coordinator:** Jake Johnson (Eastern Ky., 2002), 1st Season

**Offensive Line/Run Game Coordinator:** Gordon Steele (Valdosta St., 2010), 3rd Season

**Wide Receivers:** Casey Brockman (Murray St., 2013), 3rd Season

**Running Backs/Co-Run Game Coordinator:** Sean Dawkins (Troy, 2007), 5th Season

**Defensive Line:** Kevin Park (Baylor, 2013), 1st Season

**Cornerbacks:** Corico Wright (Clemson, 2012), 1st Season

**Dir. of Recruiting & Player Personnel:** Steve Adams (Murray St., 2013), 7th Season

**Strength & Conditioning:** Craig Swieton (Springfield, 2003), 6th Season

**Defensive Quality Control:** Carson Hunter (Memphis, 2012), 1st Season

**Offensive Quality Control:** Drew Burnham, 2nd Season

**Special Teams Quality Control:** Garrett Schwettman, (Western Ky., 2016), 1st Season

**Defensive Graduate Assistant:** Nick Knight (Kentucky Wesleyan, 2011), 1st Season

**Offensive Graduate Assistant:** Harris Bivin, (Murray St., 2014), 1st Season

### PRONUNCIATION GUIDE

ZURI Elrington \_\_\_\_\_ ZUR-EE  
MALIK Golson \_\_\_\_\_ MUH-LEEK  
TRAE Gordon \_\_\_\_\_ TRAY  
TYRE Gray \_\_\_\_\_ TIE-REE  
DEMETRIC Johnson \_\_\_\_\_ DUH-ME-TRICK  
Michael MAGOCHY \_\_\_\_\_ MUH-GO-CHEE  
MAREIO McGraw \_\_\_\_\_ MARIO  
Toby OMLI \_\_\_\_\_ AHM-LEE

RAJAI Perkins \_\_\_\_\_ RAH-JAY  
Chris STAHL \_\_\_\_\_ STALL  
D'MONTRE Wade \_\_\_\_\_ DUH-MON-TRAY  
D'VAUGHN Whitt \_\_\_\_\_ DUH-VAUGHN  
CORICO Wright \_\_\_\_\_ CUH-RICO  
Craig SWIETON \_\_\_\_\_ SWEET-UHN

## 2016 MURRAY STATE ROSTER - ALPHABETICAL

| No. | Player            | Pos. | Ht.  | Wt. | Yr.   | Hometown (Previous School)                  |
|-----|-------------------|------|------|-----|-------|---|
| 47  | Robert Adams      | DL   | 6-2  | 235 | Fr.   | Tuscaloosa, Ala. (Northridge HS)            |
| 71  | Noah Banks        | OL   | 6-6  | 310 | R-Fr. | Pensacola, Fla. (West Florida HS)           |
| 14  | Cameron Birse     | QB   | 6-2  | 235 | R-Jr. | Danville, Calif. (Arkansas St.)             |
| 85  | Jesse Blackburn   | WR   | 6-3  | 240 | Sr.   | Gardendale, Ala. (Gardendale HS)            |
| 13  | Brendan Bognar    | QB   | 6-6  | 225 | R-Fr. | St. Louis, Mo. (Lindenwood [MO])            |
| 49  | Chase Boling      | LB   | 6-2  | 235 | So.   | Lexington, Ky. (Lexington Catholic HS)      |
| 22  | Dylan Boone       | DB   | 5-11 | 193 | Jr.   | Murray, Ky. (Murray HS)                     |
| 70  | Jace Bragg        | OL   | 6-3  | 275 | R-Fr. | Baton Rouge, La. (Central HS)               |
| 75  | Cam Carter        | OL   | 6-6  | 280 | Fr.   | Adamsville, Ala. (Minor HS)                 |
| 74  | Steven Clemmons   | OL   | 6-4  | 295 | Fr.   | Lewisburg, Tenn. (Marshall County HS)       |
| 68  | Leighton Colby    | OL   | 6-1  | 255 | R-Fr. | Murfreesboro, Tenn. (Blackman HS)           |
| 92  | Quindarius Coles  | DL   | 6-4  | 250 | Fr.   | Bessemer, Ala. (McAdory HS)                 |
| 28  | Nick Collins      | WR   | 5-7  | 185 | Fr.   | Columbia, Mo. (Rock Bridge HS)              |
| 9   | Lamont Crittendon | LB   | 5-10 | 235 | R-Jr. | Decatur, Ala. (Austin HS)                   |
| 61  | Dante Darcus      | OL   | 6-1  | 275 | R-So. | Murray, Ky. (Lindsey Wilson)                |
| 39  | Andre Davis       | DB   | 5-11 | 175 | Fr.   | Lexington, Ky. (Bryant Station HS)          |
| 93  | Wyatt Dawson      | OL   | 5-11 | 266 | R-Fr. | Duck, W.Va. (Clay County HS)                |
| 7   | Mark Dodson       | RB   | 5-10 | 198 | R-Jr. | Memphis, Tenn. (Ole Miss)                   |
| 40  | Wes Drewery       | LS   | 6-3  | 230 | R-So. | Franklin, Tenn. (UAB)                       |
| 97  | Ryan Duvall       | DL   | 6-5  | 225 | R-So. | Owensboro, Ky. (Western Ky.)                |
| 32  | Zuri Elrington    | DL   | 6-3  | 240 | Sr.   | Los Angeles, Calif. (West Los Angeles)      |
| 8   | Nate Embry        | QB   | 6-4  | 220 | Fr.   | Madisonville, Ky. (North Hopkins HS)        |
| 86  | Jensen Feggins    | WR   | 6-2  | 200 | R-Fr. | Bowling Green, Ky. (Warren Central HS)      |
| 33  | Ethon Felton      | RB   | 6-0  | 217 | R-So. | Muscle Shoals, Ala. (Muscle Shoals HS)      |
| 29  | Isaiah Foster     | DB   | 6-2  | 175 | Jr.   | Pacoima, Calif. (College of the Canyons)    |
| 3   | L.J. Gainey       | WR   | 5-11 | 211 | Jr.   | Snellville, Ga. (Fullerton Col.)            |
| 16  | Jordon Gandy      | WR   | 6-4  | 210 | Jr.   | Athens, Ala. (East Limestone HS)            |
| 87  | Hector Garcia     | K    | 6-1  | 215 | R-Fr. | Sedalia, Ky. (Graves County HS)             |
| 1   | Malik Golson      | WR   | 5-9  | 180 | R-Sr. | San Diego, Calif. (Delaware St.)            |
| 30  | Trae Gordon       | RB   | 5-9  | 185 | So.   | Louisville, Ky. (duPont Manual HS)          |
| 30  | Tyler Gray        | DB   | 5-11 | 155 | Fr.   | Columbia, Mo. (Battle HS)                   |
| 15  | Tyre Gray         | WR   | 5-10 | 170 | Fr.   | Alexander, Ala. (Benjamin Russell HS)       |
| 19  | Houston Hartz     | QB   | 6-2  | 195 | R-So. | Owensboro, Ky. (Owensboro Catholic HS)      |
| 59  | Austin Hogancamp  | OL   | 6-3  | 250 | Fr.   | North Sutton, N.H. (Kearsarge HS)           |
| 2   | KD Humphries      | QB   | 6-3  | 225 | R-Sr. | Montgomery, Ala. (Jefferson Davis HS)       |
| 78  | Joe Irby          | OL   | 6-4  | 297 | Jr.   | Nashville, Tenn. (Franklin Road Academy)    |
| 4   | Jonathan Jackson  | LB   | 5-11 | 211 | Sr.   | Mayfield, Ky. (Mayfield HS)                 |
| 26  | Demetric Johnson  | RB   | 6-0  | 185 | R-Jr. | South Pittsburg, Tenn. (South Pittsburg HS) |
| 99  | Rashad Johnson    | DL   | 6-1  | 270 | So.   | Barnesville, Ga. (Lamar County HS)          |
| 46  | Ernest Kenty      | DB   | 6-2  | 205 | Fr.   | Birmingham, Ala. (Ramsay HS)                |
| 79  | Keenan Lautner    | P    | 5-11 | 185 | Fr.   | Lynville, Ind. (Tecumseh HS)                |
| 73  | Michael Magochy   | DL   | 6-4  | 220 | Fr.   | Franklin, Tenn. (Page HS)                   |
| 44  | Josh Malone       | DB   | 5-11 | 185 | Fr.   | Memphis, Tenn. (Ridgeway HS)                |
| 96  | Griffin Martin    | DL   | 6-2  | 250 | R-Fr. | Elba, Ala. (Elba HS)                        |
| 66  | Tony Mays II      | OL   | 6-4  | 305 | R-Sr. | Memphis, Tenn. (Memphis)                    |
| 20  | Mareio McGraw     | RB   | 6-0  | 180 | Fr.   | Nashville, Tenn. (Overton HS)               |
| 23  | Marcus Meredith   | DB   | 5-11 | 190 | R-Jr. | San Clemente, Calif. (Saddleback CC)        |
| 41  | Connor Mitchell   | K    | 6-2  | 200 | R-Sr. | Franklin, Tenn. (Battle Ground Academy)     |
| 29  | Sean Moore        | DB   | 5-10 | 170 | Fr.   | Davie, Fla. (Western HS)                    |
| 89  | Jonathan Moss     | WR   | 6-0  | 165 | Fr.   | Madison, Ala. (Bob Jones HS)                |
| 90  | Dee Nalls         | DL   | 6-4  | 305 | Fr.   | Fayette, Ala. (Fayette County HS)           |
| 60  | Brant Newman      | OL   | 6-2  | 286 | R-Fr. | Germantown, Tenn. (Memphis University HS)   |
| 53  | Nolan Nichols     | LB   | 5-11 | 215 | R-So. | Benton, Ky. (Marshall County HS)            |
| 18  | Eli Oltean        | QB   | 6-2  | 190 | Fr.   | St. Joseph, Ill. (St. Joseph-Ogden HS)      |
| 24  | Toby Omli         | DB   | 6-0  | 200 | Sr.   | Brookeville, Kan. (Butler CC)               |
| 94  | Silas Owens       | DL   | 6-4  | 240 | So.   | New Market, Ala. (Buckhorn HS)              |
| 25  | Marico Paige      | LB   | 6-1  | 220 | Jr.   | Wesson, Miss. (Copiah-Lincoln CC)           |

## 2016 MURRAY STATE ROSTER - ALPHABETICAL

| No. | Player           | Pos. | Ht.  | Wt. | Yr.   | Hometown (Previous School)                 |
|-----|------------------|------|------|-----|-------|--|
| 84  | Rajai Perkins    | WR   | 6-0  | 187 | Fr.   | St. Louis, Mo. (Hazelwood East HS)         |
| 95  | Troy-Wayne Quinn | DL   | 6-1  | 245 | Jr.   | Prattville, Ala. (Harrison Central HS)     |
| 51  | Ryan Rainey      | OL   | 6-1  | 295 | R-Jr. | Saucier, Miss. (Harrison Central HS)       |
| 31  | Sean Rodriguez   | LB   | 6-0  | 210 | Jr.   | Nickerson, Kan. (Butler CC)                |
| 35  | Drew Rutland     | WR   | 6-5  | 215 | So.   | Memphis, Tenn. (First Assembly Christian)  |
| 6   | Marquez Sanford  | DB   | 5-11 | 170 | So.   | Macon, Ga. (Westside HS)                   |
| 38  | James Sappington | K/P  | 6-5  | 220 | Fr.   | Peculiar, Mo. (Raymore-Peculiar HS)        |
| 45  | Derrick Shaw     | LB   | 6-1  | 240 | Fr.   | Alabaster, Ala. (Thompson HS)              |
| 81  | Caleb Sheffer    | WR   | 6-4  | 200 | R-Fr. | Hodgenville, Ky. (Western Ky.)             |
| 8   | Zach Shipley     | DB   | 5-10 | 178 | R-Jr. | Shelbyville, Ky. (Shelby County HS)        |
| 54  | Chris Stahl      | DL   | 6-2  | 285 | Fr.   | St. Louis, Mo. (St. Louis University HS)   |
| 58  | Kwan Stallworth  | OL   | 6-4  | 295 | So.   | Lithonia, Ga. (Martin Luther King, Jr. HS) |
| 37  | Landon Stratton  | P    | 6-0  | 180 | R-So. | Russellville, Ky. (Logan County HS)        |
| 12  | Mitch Stults     | WR   | 5-9  | 175 | Sr.   | Hamilton, Ala. (Hamilton HS)               |
| 80  | Sterling Taylor  | WR   | 6-0  | 190 | R-Jr. | Morrow, Ga. (Contra Costa HS)              |
| 77  | Ingram Tillard   | OL   | 6-5  | 330 | Jr.   | Germantown, Tenn. (UAB)                    |
| 98  | Korey Tillman    | DL   | 6-2  | 270 | Fr.   | Murfreesboro, Tenn. (Blackman HS)          |
| 82  | Sylvaughn Turner | WR   | 6-2  | 170 | Fr.   | Athens, Ala. (East Limestone HS)           |
| 42  | Jordan Tyler     | LB   | 6-0  | 221 | R-So. | Paducah, Ky. (Western Ky.)                 |
| 72  | Drake VanHooser  | RB   | 6-0  | 240 | R-Fr. | Princeton, Ky. (Caldwell County HS)        |
| 5   | D'Montre Wade    | DB   | 6-0  | 192 | R-Jr. | Columbia, Tenn. (Brentwood Academy)        |
| 21  | Zachary Wade     | DB   | 5-11 | 215 | R-Jr. | Newport Beach, Calif. (Saddleback CC)      |
| 34  | Nigel Walton     | DB   | 6-0  | 170 | Fr.   | Atlanta, Ga. (Carver HS)                   |
| 43  | John Welsh       | DB   | 5-10 | 168 | R-So. | Paducah, Ky. (McCracken County HS)         |
| 69  | Chris White      | OL   | 6-3  | 310 | So.   | Daphne, Ala. (Daphne HS)                   |
| 36  | D'Vaughn Whitt   | DB   | 5-10 | 170 | Fr.   | Clarksville, Tenn. (Clarksville HS)        |
| 62  | Nate Wilkinson   | OL   | 6-3  | 290 | Fr.   | Franklin, Tenn. (Centennial HS)            |
| 27  | Greg Willard     | DB   | 5-9  | 170 | Jr.   | Decatur, Ala. (Austin HS)                  |
| 13  | Quincy Williams  | LB   | 6-0  | 215 | R-So. | Birmingham, Ala. (Wenonah HS)              |
| 50  | Paris Wilson     | LB   | 6-2  | 215 | Fr.   | Memphis, Tenn. (Melrose HS)                |
| 91  | Bishop Woods     | DL   | 6-2  | 253 | Jr.   | Atlanta, Ga. (Peachtree Ridge HS)          |

**Head Coach/Quarterbacks:** Mitch Stewart (Valdosta St., 2005), 2nd Season as HC, 7th Overall

**Defensive Coordinator/Asst. Head Coach/Secondary:** Chris Boone (Southern Miss., 1997), 2nd Season

**Linebackers/Special Teams Coordinator:** Jake Johnson (Eastern Ky., 2002), 1st Season

**Offensive Line/Run Game Coordinator:** Gordon Steele (Valdosta St., 2010), 3rd Season

**Wide Receivers:** Casey Brockman (Murray St., 2013), 3rd Season

**Running Backs/Co-Run Game Coordinator:** Sean Dawkins (Troy, 2007), 5th Season

**Defensive Line:** Kevin Park (Baylor, 2013), 1st Season

**Cornerbacks:** Corico Wright (Clemson, 2012), 1st Season

**Dir. of Recruiting & Player Personnel:** Steve Adams (Murray St., 2013), 7th Season

**Strength & Conditioning:** Craig Swieton (Springfield, 2003), 6th Season

**Defensive Quality Control:** Carson Hunter (Memphis, 2012), 1st Season

**Offensive Quality Control:** Drew Burnham, 2nd Season

**Special Teams Quality Control:** Garrett Schwettman, (Western Ky., 2016), 1st Season

**Defensive Graduate Assistant:** Nick Knight (Kentucky Wesleyan, 2011), 1st Season

**Offensive Graduate Assistant:** Harris Bivin, (Murray St., 2014), 1st Season

### PRONUNCIATION GUIDE

ZURI Elrington \_\_\_\_\_ ZUR-EE  
MALIK Golson \_\_\_\_\_ MUH-LEEK  
TRAE Gordon \_\_\_\_\_ TRAY  
TYRE Gray \_\_\_\_\_ TIE-REE  
DEMETRIC Johnson \_\_\_\_\_ DUH-ME-TRICK  
Michael MAGOCHY \_\_\_\_\_ MUH-GO-CHEE  
MAREIO McGraw \_\_\_\_\_ MARIO  
Toby OMLI \_\_\_\_\_ AHM-LEE

RAJAI Perkins \_\_\_\_\_ RAH-JAY  
Chris STAHL \_\_\_\_\_ STALL  
D'MONTRE Wade \_\_\_\_\_ DUH-MON-TRAY  
D'VAUGHN Whitt \_\_\_\_\_ DUH-VAUGHN  
CORICO Wright \_\_\_\_\_ CUH-RICO  
Craig SWIETON \_\_\_\_\_ SWEET-UHN

## 2016 MURRAY STATE ROSTER BREAKDOWN BY STATE

### ALABAMA (21)

Cam Carter  
Derrick Shaw  
Tyre Gray  
Jordan Gandy  
Sylvaughn Turner  
Quindarius Coles  
Ernest Kenty  
Quincy Williams  
Chris White  
Lamont Crittendon  
Greg Willard  
Griffin Martin  
Dee Nalls  
Jesse Blackburn  
Mitch Stults  
Jonathan Moss  
KD Humphries  
Ethon Felton  
Silas Owens  
Troy-Wayne Quinn  
Robert Adams

### Hometown

Adamsville  
Alabaster  
Alexander City  
Athens  
Athlens  
Bessmer  
Birmingham  
Birmingham  
Daphne  
Decatur  
Decatur  
Elba  
Fayette  
Gardendale  
Hamilton  
Madison  
Montgomery  
Muscle Shoals  
New Market  
Prattville  
Tuscaloosa



### CALIFORNIA (5)

Zuri Elrington  
Zach Wade  
Isaiah Foster  
Marcus Meredith  
Malik Golson

### Hometown

Los Angeles  
Newport Beach  
Pacoima  
San Clemente  
San Diego

### FLORIDA (2)

Sean Moore  
Noah Banks

### Hometown

Davie  
Pensacola

### GEORGIA (7)

Nigel Walton  
Bishop Woods  
Rashad Johnson  
Kwan Stallworth  
Marquez Sanford  
Sterling Taylor  
L.J. Gaaney

### Hometown

Atlanta  
Atlanta  
Barnesville  
Lithonia  
Macon  
Morrow  
Snellville

### ILLINOIS (1)

Eli Oltean

### Hometown

St. Joseph

### INDIANA (1)

Keenan Lautner

### Hometown

Lynnville

### KANSAS (2)

Toby Omli  
Sean Rodriguez

### Hometown

Brookville  
Nickerson

### KENTUCKY (18)

Nolan Nichols  
Jensen Feggins  
Caleb Sheffer  
Chase Boling  
Andre Davis  
Trae Gordon  
Nate Embry  
Jonathan Jackson  
Dylan Boone  
Dante Darcus  
Ryan Duvall  
Houston Hartz  
Jordan Tyler  
John Welsh  
Drake VanHooser  
Landon Stratton  
Hector Garcia  
Zach Shipley

### Hometown

Benton  
Bowling Green  
Hodgenville  
Lexington  
Lexington  
Louisville  
Madisonville  
Mayfield  
Murray  
Murray  
Owensboro  
Owensboro  
Paducah  
Paducah  
Princeton  
Russellville  
Sedalia  
Shelbyville

### TENNESSEE (18)

D'Vaughn Whitt  
D'Montre Wade  
Ingram Tillard  
Wes Drewery  
Michael Magochy  
Connor Mitchell  
Nate Wilkinson  
Brant Newman  
Steven Clemmons  
Mark Dodson  
Tony Mays  
Josh Malone  
Drew Rutland  
Paris Wilson  
Leighton Colby  
Joe Irby  
Mareio McGraw  
Demetric Johnson

### Hometown

Clarksville  
Columbia  
Germantown  
Franklin  
Franklin  
Franklin  
Franklin  
Germantown  
Lewisburg  
Memphis  
Memphis  
Memphis  
Memphis  
Memphis  
Murfreesboro  
Nashville  
Nashville  
South Pittsburg

### LOUISIANA (2)

Jace Bragg  
Korey Tillman

### Hometown

Baton Rouge  
New Orleans

### MISSISSIPPI (3)

Ryan Rainey  
Marico Paige  
DeQuinten Spraggins

### Hometown

Saucier  
Wesson  
West Point

### MISSOURI (6)

Nick Collins  
Tyler Gray  
James Sappington  
Brendan Bognar  
Rajai Perkins  
Chris Stahl

### Hometown

Columbia  
Columbia  
Peculiar  
St. Louis  
St. Louis  
St. Louis

### NEW HAMPSHIRE (1)

Austin Hogancamp

### Hometown

North Sutton



# 2016 MURRAY STATE ROSTER BREAKDOWN BY POSISTION

## OFFENSE

### OFFENSIVE LINE (16)

| No. | Name             | Class |
|-----|------------------|-------|
| 51  | Ryan Rainey      | R-Jr. |
| 58  | Kwan Stallworth  | Fr.   |
| 59  | Austin Hogancamp | Fr.   |
| 60  | Brant Newman     | So.   |
| 61  | Dante Darcus     | R-Fr. |
| 62  | Nate Wilkinson   | Fr.   |
| 66  | Tony Mays        | R-Sr. |
| 68  | Leighton Colby   | R-Fr. |
| 69  | Chris White      | So.   |
| 70  | Jace Bragg       | R-Fr. |
| 71  | Noah Banks       | R-Fr. |
| 74  | Steven Clemmons  | Fr.   |
| 75  | Cam Carter       | Fr.   |
| 77  | Ingram Tillard   | Jr.   |
| 78  | Joe Irby         | Jr.   |
| 93  | Wyatt Dawson     | R-Fr. |

### QUARTERBACKS (6)

| No. | Name           | Class |
|-----|----------------|-------|
| 2   | KD Humphries   | R-Sr. |
| 8   | Nate Embry     | Fr.   |
| 13  | Brendan Bognar | R-Fr. |
| 14  | Cameron Birse  | R-Jr. |
| 18  | Eli Oltean     | Fr.   |
| 19  | Houston Hartz  | R-So. |

### RUNNING BACKS (6)

| No. | Name             | Class |
|-----|------------------|-------|
| 7   | Mark Dodson      | R-Jr. |
| 20  | Mareio McGraw    | Fr.   |
| 26  | Demetric Johnson | R-Jr. |
| 30  | Trae Gordon      | So.   |
| 33  | Ethon Felton     | R-So. |
| 48  | Drake Van Hooser | R-Fr. |

### WIDE RECEIVERS (14)

| No. | Name             | Class |
|-----|------------------|-------|
| 1   | Malik Golson     | R-Sr. |
| 3   | L.J. Gainey      | Jr.   |
| 12  | Mitch Stults     | Sr.   |
| 15  | Tyre Gray        | Fr.   |
| 16  | Jordon Gandy     | Jr.   |
| 28  | Nick Collins     | Fr.   |
| 35  | Drew Rutland     | So.   |
| 80  | Sterling Taylor  | R-Jr. |
| 81  | Caleb Sheffer    | R-Fr. |
| 82  | Sylvaughn Turner | Fr.   |
| 84  | Rajai Perkins    | Fr.   |
| 85  | Jesse Blackburn  | Sr.   |
| 86  | Jensen Feggins   | R-Fr. |
| 89  | Jonathan Moss    | Fr.   |

## DEFENSE

### DEFENSIVE BACKS (17)

| No. | Name            | Class |
|-----|-----------------|-------|
| 5   | D'Montre Wade   | R-Jr. |
| 6   | Marquez Sanford | So.   |
| 8   | Zach Shipley    | R-Jr. |
| 17  | Isaiah Foster   | Jr.   |
| 21  | Zachary Wade    | R-Jr. |
| 22  | Dylan Boone     | So.   |
| 23  | Marcus Meredith | R-Jr. |
| 24  | Toby Omli       | Sr.   |
| 27  | Greg Willard    | Jr.   |
| 29  | Sean Moore      | Fr.   |
| 30  | Tyler Gray      | Fr.   |
| 34  | Nigel Walton    | Fr.   |
| 36  | D'Vaughn Whitt  | Fr.   |
| 39  | Andre Davis     | Fr.   |
| 43  | John Welsh      | R-So. |
| 44  | Josh Malone     | Fr.   |
| 46  | Ernest Kenty    | Fr.   |

### DEFENSIVE LINE (13)

| No. | Name             | Class |
|-----|------------------|-------|
| 32  | Zuri Elrington   | Jr.   |
| 47  | Robert Adams     | Fr.   |
| 54  | Chris Stahl      | Fr.   |
| 73  | Michael Magochy  | Fr.   |
| 90  | Dee Nalls        | Fr.   |
| 91  | Bishop Woods     | Jr.   |
| 92  | Quindarius Coles | Fr.   |
| 94  | Silas Owens      | So.   |
| 95  | Troy-Wayne Quinn | Jr.   |
| 96  | Griffin Martin   | Fr.   |
| 97  | Ryan Duvall      | R-So. |
| 98  | Korey Tillman    | Fr.   |
| 99  | Rashad Johnson   | So.   |

### LINEBACKERS (10)

| #No. | Name              | Class |
|------|-------------------|-------|
| 4    | Jonathan Jackson  | Sr.   |
| 9    | Lamont Crittendon | R-Jr. |
| 13   | Quincy Williams   | R-Jr. |
| 25   | Marico Paige      | Jr.   |
| 31   | Sean Rodriguez    | Jr.   |
| 42   | Jordan Tyler      | R-So. |
| 45   | Derrick Shaw      | Fr.   |
| 49   | Chase Boling      | Fr.   |
| 50   | Paris Wilson      | Fr.   |
| 53   | Nolan Nichols     | R-So. |

## SPECIAL TEAMS

### KICKERS (3)

| No. | Name             | Class |
|-----|------------------|-------|
| 38  | James Sappington | Fr.   |
| 41  | Connor Mitchell  | R-Sr. |
| 87  | Hector Garcia    | R-Fr. |

### LONG SNAPPERS (1)

| No. | Name        | Class |
|-----|-------------|-------|
| 40  | Wes Drewery | R-So. |

### PUNTERS (2)

| No. | Name            | Class |
|-----|-----------------|-------|
| 37  | Landon Stratton | R-So. |
| 79  | Keenan Lautner  | Fr.   |

# 2016 MURRAY STATE DEPTH CHART

## OFFENSE

|    |          |  |             |            |              |       |          |  |              |            |             |
|----|----------|--|-------------|------------|--------------|-------|----------|--|--------------|------------|-------------|
| QB | 2<br>14  | <b>KD Humphries</b><br>Cameron Birse     | 6-3<br>6-2  | 225<br>235 | RSr.<br>RJr. | STUD  | 32<br>95 | <b>Zuri Elrington</b><br>Troy-Wayne Quinn  | 6-3<br>6-1   | 265<br>245 | Sr.<br>Jr.  |
| F  | 26<br>20 | <b>Demetric Johnson</b><br>Mareio McGraw | 6-0<br>6-0  | 185<br>180 | RJr.<br>Fr.  | DT    | 91<br>99 | <b>Bishop Woods</b><br>Rashad Johnson      | 6-2<br>6-1   | 253<br>270 | Jr.<br>So.  |
| X  | 16<br>80 | <b>Jordon Gandy</b><br>Sterling Taylor   | 6-4<br>6-0  | 210<br>190 | Jr.<br>RJr.  | NOSE  | 54<br>90 | <b>Chris Stahl</b><br>Dee Nalls            | 6-2<br>6-4   | 285<br>305 | Fr.<br>Fr.  |
| H  | 1<br>12  | <b>Malik Golson</b><br>Mitch Stults      | 5-9<br>5-9  | 180<br>175 | RSr.<br>Sr   | END   | 94<br>97 | <b>Silas Owens</b><br>Ryan Duvall          | 6-4<br>6-5   | 240<br>225 | So.<br>RSo. |
| Y  | 85<br>15 | <b>Jesse Blackburn</b><br>Tyre Gray      | 6-3<br>5-10 | 240<br>170 | Sr.<br>Fr.   | MIKE  | 9<br>25  | <b>Lamont Crittendon</b><br>Marico Paige   | 5-10<br>6-1  | 235<br>220 | RSo.<br>Jr. |
| Z  | 3<br>89  | <b>L.J. Gainey</b><br>Jonathan Moss      | 5-11<br>6-0 | 187<br>165 | Jr.<br>Fr.   | WILL  | 13<br>4  | <b>Quincy Williams</b><br>Jonathan Jackson | 6-0<br>5-11  | 215<br>211 | RSo.<br>Sr. |
| LT | 78<br>75 | <b>Joe Irby</b><br>Cam Carter            | 6-4<br>6-6  | 297<br>280 | Jr.<br>Fr.   | SLASH | 21<br>36 | <b>Zach Wade</b><br>D'Vaughn Whitt         | 5-11<br>5-10 | 215<br>170 | RJr.<br>Fr. |
| LG | 57<br>51 | <b>Kwan Stallworth</b><br>Ryan Rainey    | 6-4<br>6-1  | 295<br>295 | So.<br>RJr.  | FS    | 22<br>8  | <b>Dylan Boone</b><br>Zach Shipley         | 5-11<br>5-10 | 193<br>178 | Jr.<br>RJr. |
| C  | 60<br>51 | <b>Brant Newman</b><br>Ryan Rainey       | 6-2<br>6-1  | 286<br>295 | RFr.<br>RJr. | JACK  | 24<br>17 | <b>Toby Omli</b><br>Isaiah Foster          | 6-0<br>6-2   | 200<br>175 | Sr.<br>Jr.  |
| RG | 69<br>62 | <b>Chris White</b><br>Nate Wilkinson     | 6-3<br>6-3  | 310<br>290 | So.<br>Fr.   | CB    | 5<br>34  | <b>D'Montre Wade</b><br>Nigel Walton       | 6-0<br>6-0   | 192<br>170 | RJr.<br>Fr. |
| RT | 71<br>77 | <b>Noah Banks</b><br>Ingram Tillard      | 6-6<br>6-5  | 310<br>330 | RFr.<br>Jr.  | CB    | 6<br>27  | <b>Marquez Sanford</b><br>Greg Willard     | 5-11<br>5-9  | 170<br>170 | So.<br>Jr.  |

## SPECIAL TEAMS

|    |          |  |            |            |             |    |          |  |             |            |              |
|----|----------|--|------------|------------|-------------|----|----------|--|-------------|------------|--------------|
| PK | 41<br>38 | <b>Connor Mitchell</b><br>James Sappington | 6-2<br>6-5 | 200<br>220 | RSr.<br>Fr. | KR | 5<br>6   | <b>D'Montre Wade</b><br><b>Marquez Sanford</b> | 6-0<br>5-11 | 192<br>170 | RJr.<br>So.  |
| KO | 41<br>38 | <b>Connor Mitchell</b><br>James Sappington | 6-2<br>6-5 | 200<br>220 | RSr.<br>Fr. | PR | 1<br>3   | <b>Malik Golson</b><br>L.J. Gainey             | 5-9<br>5-11 | 180<br>187 | RSr.<br>Jr.  |
| P  | 37<br>38 | <b>Landon Stratton</b><br>James Sappington | 6-0<br>6-5 | 180<br>220 | RSo.<br>Fr. | H  | 37<br>8  | <b>Landon Stratton</b><br>Zach Shipley         | 6-0<br>5-10 | 180<br>178 | RSo.<br>RJr. |
| DS | 40<br>73 | <b>Wes Drewery</b><br>Michael Magochy      | 6-3<br>6-4 | 230<br>220 | RSo.<br>Fr. | SS | 40<br>73 | <b>Wes Drewery</b><br>Michael Magochy          | 6-3<br>6-4  | 230<br>220 | RSo.<br>Fr.  |

## THE INSIDE TRACK

### SATURDAY'S WEATHER

The outlook for Saturday isn't great, with a 56 percent chance of rain. The day's high will be 80 degrees, while dipping to 62 degrees at night. The winds, however, should not be a problem for the kickers as they will be just 4 mph out of the NNW with gusts of only 9 mph.

### THE BIG 3

With three field goals in Saturday's loss to Missouri State, Connor Mitchell becomes the first player since Jordan Benton in 2012 to make three or more field goals in the same game. In addition, he also notched the first tackle of his career in the game.

### RED ZONE RISING

After marked improvement in the first year under coordinator Chris Boone, the Murray State defense has continued to get better in the early weeks of Boone's second season. One area in particular is red zone defense, a category in which the Racers are currently ranked 21st in the nation and second in the OVC. In 2015, MSU had just four red zone stops in 44 attempts. So far in 2016, the Racer "D" has three stops in eight attempts.

### THE BLUE WALL

Lamont Crittendon's block of Missouri State's field goal attempt Saturday, kept alive a pretty impressive streak by the Racers. The Racers have now blocked at least one kick in every season dating back to at least 1995, spanning parts of three decades and now standing at 21 total seasons.

### HOME AWAY FROM HOME

Saturday's trip to Carbondale will mark the second trip this season to the state of Illinois this season for the Racers with one more still to come in Eastern Illinois. Opponents from the Land of Lincoln account for exactly 50 percent of MSU's road games this season.

### ONCE FRIENDS, NOW FOES

Two sets or former teammates will be on opposing rosters when Murray State and SIU take the field Saturday. MSU kicker Hector Garcia and SIU linebacker Corey Crider both graduated from Graves County HS in 2014, while Rajai Perkins and Jimmy Jones played together at Hazelwood East in St. Louis.

### CHASING HISTORY

Senior QB KD Humphries has a chance to take over as all-time leader in all four major passing categories (attempts, completions, yards and touchdowns) this season, all four of which are currently owned by current MSU WR coach, Casey Brockman. Below is a chart showing where Humphries currently is and what he needs for the record.

|       | CAREER | CUR.  | NEEDED |
|-------|--------|-------|--------|
| CAT.  | #      | RANK. | RECORD |
| Yds   | 7,861  | 3     | 9,990  |
| Att.  | 1,099  | 4     | 1,405  |
| Comp. | 710    | 2     | 938    |
| TD    | 52     | T-2   | 71     |

### UP NEXT

The Racers return home next week for their annual Family Weekend game and OVC opener against Southeast Missouri. Kickoff for the game, which will be broadcast on ESPN3, is scheduled for 6 p.m.

### WELCOME HOME

Saturday will be the 92nd home opener for Murray State and they are currently 62-25-4 all-time in those game. After defeating Kentucky Wesleyan, 52-12, in last year's debut at Stewart Stadium, the Racers have now won three consecutive home openers.

### SENIORS HONORED

Prior to Saturday's game nine seniors will be honored with their loved ones as part of the annual senior night. This year's seniors are Jesse Blackburn, Zuri Elrington, Malik Golson, KD Humphries, Jonathan Jackson, Tony Mays, Connor Mitchell, Toby Omli and Mitch Stults.

### STEWART VS. STECKEL

While the two have never met as head coaches, they did meet as coordinators in 2013 when Murray State traveled to Missouri. Stewart's offense got the best of Steckel's defense for one quarter, when the Racers led 14-3 after the first. However, the Tigers would then shutout the Racers for the rest of the game on the way to a 58-14 win.

### CLEAR THE TRACK

One of the greatest traditions in college football returns this season, as Racer 1 will once again make its way around the track after every Murray State touchdown. This year the horse, whose real name is Lobo, will be mounted by Kelsey Hathaway, a senior equine science major from Bowling Green, Kentucky.

### THERE'S GOLD IN THAT THERE END ZONE

Back for its third season, is the annual Gold Rush. The Gold Rush is a new tradition in which all freshman are invited to run from one end of the field to the other prior to the game, decked in exclusive gold t-shirts and led by the university president, Dr. Bob Davies. The freshman are then invited to stay in the end zone and enjoy the game from field level.

### TURNING HEADS

After a record breaking season in 2016 quarterback KD Humphries has garnered four preseason All-American honors (STATS, HERO Sports, College Sports Madness, InstantScouting) and has been named to two player of the year watch lists (STATS and CFPA). He also caught the attention of the first family of quarterbacks over the summer, the Mannings, and was invited to serve as a counselor at the elite Manning Passing Academy.

### CHASING HISTORY

Senior QB KD Humphries has a chance to take over as all-time leader in all four major passing categories (attempts, completions, yards and touchdowns) this season, all four of which are currently owned by current MSU WR coach, Casey Brockman. Below is a chart showing where Humphries currently is and what he needs for the record.

### OUT OF THE GATES

As it begins its 92nd season of football, Murray State is currently 49-38-4 all-time in season openers. However, when opening on the road, the all-time record dips below .500 at 19-25.

### NUMBER CHANGES

As the year changes, so do the numbers. Several Racers will be wearing new numbers for the 2016 season.

| NAME              | OLD # | NEW # |
|-------------------|-------|-------|
| Marquez Sanford   | 31    | 6     |
| D'Montre Wade     | 34    | 5     |
| Chase Boling      | 50    | 49    |
| Lamont Crittendon | 51    | 9     |
| Kwan Stallworth   | 57    | 58    |
| Drake VanHooser   | 72    | 48    |
| Zach Shipley      | 82    | 8     |

## THE INSIDE TRACK

### A FRESH LOOK

For the first time since 1978, Murray State will wear a white helmet. The helmet will have the tradition "rider in M" on the left side and the player's number on the right with a navy & gold checkered trailing tail going down the middle. Uniform wise, gone is the recent gray, and in is a simple clean design featuring gold, navy and white. The two jerseys will be all white and a navy jersey with white sleeves. The two pants are navy with a white stripe down the middle and solid white.

### OVC ACCOLADES

Senior TE Jesse Blackburn was the lone MSU representative on the Preseason All-OVC team. The senior caught six touchdowns passes and racked up a total of 612 yards in 2015.

### WHAT'S UP "G"?

Eight MSU players will be wearing a "G" on their jersey in place of the traditional captain's "C". The "G" stands for G.U.T.T.S or Guys You Trust To Serve. This year's G.U.T.T.S. group consists of:

| <i><b>NO.</b></i> | <i><b>NAME</b></i> | <i><b>CL</b></i> |
|-------------------|--------------------|------------------|
| 2                 | KD Humphries       | R-Sr.            |
| 6                 | Marquez Sanford    | So.              |
| 8                 | Zach Shipley       | R-Jr.            |
| 9                 | Lamont Crittendon  | R-Jr.            |
| 24                | Toby Omli          | Sr.              |
| 40                | Wes Drewery        | R-So.            |
| 69                | Chris White        | So.              |
| 78                | Joe Irby           | Jr.              |

# HEAD COACH MITCH STEWART

2ND SEASON AT MSU/2ND SEASON OVERALL

## STEWART'S CAREER YEAR-BY-YEAR COACHING RECORD

| Year         | Team       | OVERALL  |           |             | OVC      |          |             | POSTSEASON |          |             |
|--------------|------------|----------|-----------|-------------|----------|----------|-------------|------------|----------|-------------|
|              |            | W        | L         | Pct.        | W        | L        | Pct.        | W          | L        | Pct.        |
| 2015         | Murray St. | 3        | 8         | .273        | 2        | 6        | .250        | 0          | 0        | .000        |
| 2016         | Murray St. | 0        | 2         | .000        | 0        | 0        | .000        | 0          | 0        | .000        |
| <b>TOTAL</b> |            | <b>3</b> | <b>10</b> | <b>.231</b> | <b>2</b> | <b>6</b> | <b>.250</b> | <b>0</b>   | <b>0</b> | <b>.000</b> |
| <b>OT</b>    |            | <b>1</b> | <b>1</b>  | <b>.500</b> | <b>1</b> | <b>1</b> | <b>.500</b> | <b>0</b>   | <b>0</b> | <b>.000</b> |

## STEWART VS. THE COMPETITION

| OPPONENT                   | RECORD     | OPPONENT                   | RECORD     |
|----------------------------|------------|----------------------------|------------|
| <b>Austin Peay*</b>        | <b>1-0</b> | Northern Illinois          | 0-1        |
| <b>Eastern Illinois*</b>   | <b>0-1</b> | <b>Southern Illinois</b>   | <b>0-0</b> |
| <b>Eastern Kentucky*</b>   | <b>0-1</b> | <b>Southeast Missouri*</b> | <b>0-1</b> |
| <b>Illinois</b>            | <b>0-1</b> | <b>Tennessee State*</b>    | <b>1-0</b> |
| <b>Jacksonville State*</b> | <b>0-1</b> | <b>Tennessee Tech*</b>     | <b>0-1</b> |
| Kentucky Wesleyan          | 1-0        | <b>UT Martin*</b>          | <b>0-1</b> |
| <b>Missouri State</b>      | <b>0-1</b> | Western Michigan           | 0-1        |

2016 Opponents Listed In BOLD

\*Indicates OVC Opponent

## TALE OF THE TAPE



### Murray State

|       |                              |       |
|-------|------------------------------|-------|
| 12.5  | Points Per Game              | 30.0  |
| 296.5 | Total Offense/Game           | 466.5 |
| 31.0  | Rushing Yards/Game           | 140.5 |
| 28    | Rushing Attempts/Game        | 36.5  |
| 1.1   | Yards Per Carry              | 3.8   |
| 265.5 | Passing Yardage/Game         | 326.0 |
| 43.5  | Passing Attempts/Game        | 43.0  |
| 9.5   | Yards Per Pass Completion    | 12.3  |
| 40.0  | Points Allowed/Game          | 30.0  |
| 492.0 | Total Defense/Game           | 426.0 |
| 230.5 | Rushing Yards Allowed/Game   | 163.0 |
| 5.0   | Yards Per Carry Allowed      | 3.8   |
| 261.5 | Passing Yards Allowed/Game   | 263.0 |
| 14.1  | Yards Per Completion Allowed | 13.2  |
| -5    | Turnover Margin              | 0     |

### Southern Illinois

### Leaders

|                  |                  |                           |
|------------------|------------------|---------------------------|
| Humphries (519)  | Passing Yards    | Straughn (632)            |
| Humphries (2)    | Passing TDs      | Straughn (2)              |
| D. Johnson (66)  | Rushing Yards    | Isom (150)                |
| --- (0)          | Rushing TDs      | Mixon (2)                 |
| D. Johnson (12)  | Receptions       | Reed (11)                 |
| Gandy (2)        | Receiving TDs    | Iwema, Newquist, Reed (1) |
| Gandy (140)      | Receiving Yards  | Iwema (156)               |
| Crittendon (20)  | Tackles          | Allen (19)                |
| Crittendon (4-0) | Tackles For Loss | Beelen (2.5)              |
| Jackson (2.0)    | Sacks            | Barnett (2.0)             |
| D. Wade (1)      | Interceptions    | --- (0)                   |

All stats are current 2016

## RACERS RECORD WHEN...

|                    |     |
|--------------------|-----|
| Overall            | 0-2 |
| at home            | 0-2 |
| on road            | 0-1 |
| on grass           | 0-0 |
| on field turf      | 0-1 |
| in overtime        | 0-0 |
| MSU wins coin toss | 0-0 |

|                             |     |
|-----------------------------|-----|
| MSU scores first            | 0-0 |
| MSU leads after 1st quarter | 0-0 |
| MSU leads at half           | 0-0 |
| MSU leads after 3rd quarter | 0-0 |

|                            |     |
|----------------------------|-----|
| MSU has more rushing yards | 0-0 |
| MSU has more passing yards | 0-0 |
| MSU has more total yards   | 0-0 |

|                        |     |
|------------------------|-----|
| MSU has less penalties | 0-1 |
| MSU has less turnovers | 0-0 |

|                              |     |
|------------------------------|-----|
| MSU scores 20 points or more | 0-1 |
| MSU scores 30 points or more | 0-0 |
| MSU scores 40 points or more | 0-0 |
| MSU scores 50 points or more | 0-0 |

|                                |     |
|--------------------------------|-----|
| MSU holds opp. under 30 points | 0-1 |
| MSU holds opp. under 20 points | 0-0 |
| MSU holds opp. under 10 points | 0-0 |

|                             |     |
|-----------------------------|-----|
| MSU completes 50% of passes | 0-0 |
| MSU completes 60% of passes | 0-2 |

|                          |     |
|--------------------------|-----|
| MSU has 300-yard passer  | 0-1 |
| Opp. has 300-yard passer | 0-0 |

|                          |     |
|--------------------------|-----|
| MSU has 100-yard rusher  | 0-0 |
| Opp. has 100-yard rusher | 0-1 |

|                            |     |
|----------------------------|-----|
| MSU has 100-yard receiver  | 0-1 |
| Opp. has 100-yard receiver | 0-0 |

|                     |     |
|---------------------|-----|
| MSU defense scores  | 0-0 |
| Opp. defense scores | 0-0 |

|                          |     |
|--------------------------|-----|
| MSU special teams score  | 0-2 |
| Opp. special teams score | 0-2 |

## 2016 OPENING DRIVES

### Opponent

at Illinois  
Missouri State  
at Southern Illinois  
Southeast Missouri  
at Austin Peay  
UT Martin  
at Eastern Illinois  
Tennessee State  
at Eastern Kentucky  
Jacksonville State  
at Tennessee Tech

### 1H Result

Interception  
Punt

### 2H Result

Punt  
Interception

## MURRAY STATE SCORING DRIVES

| Opponent     | Qt. | Points | Plays | Yards | TOP  | How Scored                     |
|--------------|-----|--------|-------|-------|------|--------------------------------|
| Illinois     | 2   | 3      | 10    | 64    | 3:38 | Mitchell 34yd field goal       |
| Missouri St. | 1   | 3      | 7     | 36    | 2:22 | Mitchell 31yd field goal       |
| Missouri St. | 2   | 7      | 4     | 74    | 0:53 | Gandy 55yd pass from Humphries |
| Missouri St. | 2   | 3      | 11    | 50    | 2:43 | Mitchell 36yd field goal       |
| Missouri St. | 3   | 7      | 9     | 66    | 2:42 | Gandy 1yd pass from Humphries  |
| Missouri St. | 4   | 3      | 11    | 70    | 1:48 | Mitchell 37 yd field goal      |

## 2016 OFFENSIVE STARTERS GAME-BY-GAME

|      | X     | LT   | LG     | C      | RG    | RT    | Y         | H      | Z      | QB        | F       |
|------|-------|------|--------|--------|-------|-------|-----------|--------|--------|-----------|---------|
| ILL  | Gandy | Irby | Rainey | Newman | White | Banks | Blackburn | Golson | Gainey | Humphires | Dodson  |
| MOST | Gandy | Irby | Rainey | Newman | White | Banks | Blackburn | Stults | Gainey | Humphires | Johnson |
| SIU  |       |      |        |        |       |       |           |        |        |           |         |
| SEMO |       |      |        |        |       |       |           |        |        |           |         |
| AP   |       |      |        |        |       |       |           |        |        |           |         |
| UTM  |       |      |        |        |       |       |           |        |        |           |         |
| EIU  |       |      |        |        |       |       |           |        |        |           |         |
| TSU  |       |      |        |        |       |       |           |        |        |           |         |
| EKU  |       |      |        |        |       |       |           |        |        |           |         |
| JSU  |       |      |        |        |       |       |           |        |        |           |         |
| TTU  |       |      |        |        |       |       |           |        |        |           |         |

## 2016 DEFENSIVE STARTERS GAME-BY-GAME

|      | STUD       | DT      | NOSE  | END     | MIKE       | WILL     | SLASH   | FS      | JACK | CB      | CB      |
|------|------------|---------|-------|---------|------------|----------|---------|---------|------|---------|---------|
| ILL  | Elirington | Johnson | Stahl | Jackson | Crittendon | Williams | Z. Wade | Shipley | Omli | D. Wade | Sanford |
| MOST | Elirington | Johnson | Stahl | Jackson | Crittendon | Williams | Z. Wade | Boone   | Omli | D. Wade | Sanford |
| SIU  |            |         |       |         |            |          |         |         |      |         |         |
| SEMO |            |         |       |         |            |          |         |         |      |         |         |
| AP   |            |         |       |         |            |          |         |         |      |         |         |
| UTM  |            |         |       |         |            |          |         |         |      |         |         |
| EIU  |            |         |       |         |            |          |         |         |      |         |         |
| TSU  |            |         |       |         |            |          |         |         |      |         |         |
| EKU  |            |         |       |         |            |          |         |         |      |         |         |
| JSU  |            |         |       |         |            |          |         |         |      |         |         |
| TTU  |            |         |       |         |            |          |         |         |      |         |         |

## 2016 WON-LOST MARGINS

| Margin  | 1  | 2  | 3  | 4  | 5  | 6  | 7  | 8  | 9  | 10 | 11 | 12 | 13 | 14 | 15  |
|---------|----|----|----|----|----|----|----|----|----|----|----|----|----|----|-----|
| Won By  |    |    |    |    |    |    |    |    |    |    |    |    |    |    |     |
| Lost By |    |    |    |    |    | 1  |    |    |    |    |    |    |    |    |     |
| Margin  | 16 | 17 | 18 | 19 | 20 | 21 | 22 | 23 | 24 | 25 | 26 | 27 | 28 | 29 | 30+ |
| Won By  |    |    |    |    |    |    |    |    |    |    |    |    |    |    |     |
| Lost By |    |    |    |    |    |    |    |    |    |    |    |    |    |    | 1   |

## 2016 SCORE BY QUARTERS

|            | 1st Qtr. | 2nd Qtr. | 3rd Qtr. | 4th Qtr. | OT  | Total |
|------------|----------|----------|----------|----------|-----|-------|
| Murray St. | 3        | 13       | 6        | 3        | 0   | 25    |
| Avg.       | 1.5      | 6.5      | 3.0      | 1.5      | 0.0 | 12.5  |
| Opponents  | 21       | 35       | 7        | 17       | 0   | 80    |
| Avg.       | 10.5     | 17.5     | 3.5      | 8.5      | 0.0 | 40.0  |



| 2016 TEAM/OPPONENT HIGHS & LOWS |                          |                    |                          |                   |
|---------------------------------|--------------------------|--------------------|--------------------------|-------------------|
|                                 | MURRAY STATE             |                    | OPPONENT                 |                   |
|                                 | HIGHS                    | LOWS               | HIGHS                    | LOWS              |
| <b>Offense</b>                  |                          |                    |                          |                   |
| Points                          | 22 - MOST, 9/10          | 3 - ILL, 9/3       | 52 - ILL, 9/3            | 28 - MOST, 9/10   |
| First Downs                     | 21 - MOST, 9/10          | 13 - ILL, 9/3      | 23 - MOST, 9/10          | 21 - ILL, 9/3     |
| Total Offense                   | 428 - MOST, 9/10         | 165 - ILL, 9/3     | 515 - ILL, 9/3           | 469 - MOST, 9/10  |
| Touchdowns                      | 2 - MOST, 9/10           | 0 - ILL, 9/3       | 7 - ILL, 9/3             | 4 - MOST, 9/10    |
| Passing Yards                   | 356 - MOST, 9/10         | 175 - ILL, 9/3     | 295 - MOST, 9/10         | 228 - ILL, 9/3    |
| Passing TD                      | 2 - MOST, 9/10           | 0 - ILL, 9/3       | 3 - MOST, 9/10; ILL, 9/3 | ---               |
| Rushing Yards                   | 52 - MOST, 9/10          | 40 - ILL, 9/3      | 287 - ILL, 9/3           | 174 - MOST, 9/10  |
| Rushing TD                      | ----                     | ---                | 4 - ILL, 9/3             | 1 - MOST, 9/10    |
| T.O.P.                          | 26:32 - ILL, 9/3         | 25:17 - MOST, 9/10 | 34:43 - MOST, 9/10       | 33:28 - ILL, 9/3  |
| Interceptions                   | 3 - MOST, 9/10           | 2 - ILL, 9/3       | 1 - MOST, 9/10           | 0 - ILL, 9/3      |
| Fumbles Lost                    | 1 - MOST, 9/10; ILL, 9/3 |                    | 1 - MOST, 9/10           | 0 - ILL, 9/3      |
| <b>Defense</b>                  |                          |                    |                          |                   |
| Tackles                         | 93 - MOST, 9/10          | 74 - ILL, 9/3      | 80 - MOST, 9/10          | 67 - ILL, 9/3     |
| Tackles-For-Loss                | 7.0 - MOST, 9/10         | 3.0 - ILL, 9/3     | 11.0 - ILL, 9/3          | 8.0 - MOST, 9/10  |
| Sacks                           | 2.0 - ILL, 9/3           | 1.0 - MOST, 9/10   | 6.0 - ILL, 9/3           | 2.0 - MOST, 9/10  |
| QB Hurries                      | 6 - MOST, 9/10           | 2 - ILL, 9/3       | 3 - MOST, 9/10; ILL, 9/3 | ---               |
| <b>Special Team &amp; Misc.</b> |                          |                    |                          |                   |
| Field Goals                     | 3 - MOST, 9/10           | 1 - ILL, 9/3       | 1 - ILL, 9/3             | 0 - MOST, 9/10    |
| Punt Average                    | 42.4 - ILL, 9/3          | 30.0 - MOST, 9/10  | 43.0 - ILL, 9/3          | 36.8 - MOST, 9/10 |
| Penalties (Yards)               | 9 (75) - MOST, 9/10      | 4 (29) - ILL, 9/3  | 12 (130) - MOST, 9/10    | 7 (55) - ILL, 9/3 |

| 2016 INDIVIDUAL HIGHS |                               |   |
|-----------------------|-------------------------------|---|
|                       | MURRAY ST.                    | OPPONENT                                  |
| <b>Offense</b>        |                               |   |
| Passing Yards         | 356 - Humphries (MOST, 9/10)  | 295 - Ruddick (MOST, 9/10)                |
| Passing TD            | 2 - Humphries (MOST, 9/10)    | 3 - Ruddick (MOST, 9/10); Lunt (ILL, 9/3) |
| Rush Yards            | 68 - Johnson (MOST, 9/10)     | 118 - Foster (ILL, 9/3)                   |
| Rush TD               | ---                           | 2 - Foster (ILL, 9/3)                     |
| Receiving Yds.        | 104 - Gandy (MOST, 9/10)      | 98 - Earl (MOST, 9/10)                    |
| Receiving TD          | 2 - Gandy (MOST, 9/10)        | 2 - Earl (MOST, 9/10)                     |
| <b>Defense</b>        |                               |   |
| Tackles               | 13 - Z. Wade (MOST, 9/10)     | 14 - Cole (MOST, 9/10)                    |
| Tackles-For-Loss      | 3.0 - Crittendon (MOST, 9/10) | 3.0 - Phillips, President (ILL, 9/3)      |
| Sacks                 | 2.0 - Jackson (ILL, 9/3)      | 2.0 - President (ILL, 9/3)                |
| Interceptions         | 1 - D. Wade (MOST, 9/10)      | 1 - 5 Players                             |
| Blocked Kicks         | 1 - Crittendon (MOST, 9/10)   | ---                                       |
| <b>Special Teams</b>  |                               |   |
| Field Goals           | 3 - Mitchell (MOST, 9/10)     | 1 - McLaughlin (ILL, 9/3)                 |
| Punt Average          | 42.4 - Stratton (ILL, 9/3)    | 43.0 Frain - (ILL, 9/3)                   |

## THE LAST TIME MURRAY STATE...

### 30+ Rushing Attempts

30, Mike Harris (133 yds) vs Eastern Illinois, 10-15-11

### 100 Yards Rushing

112, Roman Clay, at Jacksonville St, 11-21-15

### 200 Yards Rushing

206, Mike Harris vs. Eastern Kentucky, 10-29-11

### 300 Yards Rushing

310, Stevie Chaney vs Austin Peay, 11-12-05

### 20+ Completions

28, KD Humphries (28-51-346) vs. Eastern Ill., 10-31-15

### 30+ Completions

35, KD Humphries (35-52-356), Missouri St., 9-10-16

### 40+ Completions

43, KD Humphries (43-57-491) vs. Tenn. Tech, 9-26-15

### 30+ Passing Attempts

31, KD Humphries (18-31-163) at Illinois, 9-3-16

### 40+ Passing Attempts

45, KD Humphries (22-45-286) at Jacksonville St, 11-21-15

### 50+ Passing Attempts

52, KD Humphries (35-52-356), Missouri St., 9-10-16

### 30+ Passing Attempts In One Half

34, KD Humphries (21-34-260) vs. Eastern Ky. (2nd), 11-14-15

### 300+ Passing

356, KD Humphries (35-52-2TD), Missouri St., 9-10-16

### 400+ Passing

491, KD Humphries (43-57, 3TD) vs. Tenn. Tech, 9-26-15

### 500+ Passing

537, Casey Brockman (45-67, 8TD) vs UTM, 10-13-12

### 3 TD's Passing

3, KD Humphries (34-51-366) at Tennessee St., 11-7-15

### 4 TD's Passing

4, Casey Brockman (35-46-321) vs Georgia St., 10-8-11

### 5+ TD's Passing

5, KD Humphries (25-34-385) vs. Ky. Wesleyan, 9-3-15

### 2 TD's Receiving

2, Jordan Gandy, Missouri St., 9-10-16

### 3+ TD's Receiving

3, Janawski Davis, vs. Tenn. Tech, 9-26-15

### One Player Accounting For Three Scores In Three Different Ways

Casey Brockman (rush, reception, and pass)  
vs Southeast Mo., 11-19-11

### 10+ Receptions

10, Jesse Blackburn (162), at Tennessee St., 11-7-15

### 15+ Receptions

19, Jeremy Harness (164) at Tennessee Tech, 10-4-14

### 100+ Receiving Yards

113, Paul Rice, vs. Eastern Ky., 11-14-15

### 150+ Receiving Yards

162, Jesse Blackburn, at Tennessee St., 11-7-15

### 200+ Receiving Yards

213, Marcus Harris vs Missouri State, 10-9-10

### Kickoff Return For TD

85, Janawski Davis, vs. UT Martin, 10-24-15

### Punt Return For TD

62, Janawski Davis vs. Ky. Wesleyan, 10-25-14

### Interception For TD

26, Marquez Samford vs. Eastern Ill., 10-31-15

### 60+ Punt

74, Landon Stratton vs. Eastern Ill., 10-31-15

### Scored A Safety

vs Mississippi Valley State, 9-10-11

### Fumble Return For TD

1, Demetrius Mason, at Jacksonville St, 11-21-15

### Blocked Punt For TD

Brandon Wicks block, Jeffery Richard TD  
vs. Miss Valley St, 9-10-11

### Blocked Punt

Brandon Wicks vs. Eastern Illinois, 10-15-11

### Blocked Field Goal

Lamont Crittendon, Missouri St., 9-10-16

### Blocked Extra Point

Zach Dean (2) at Tennessee State, 11-7-15

### Blocked PAT Return for 2 Pts.

Shawn Samuels-Connell at Tennessee State, 11-7-15

### 4 Interceptions In Game By One Player

4, Bud Qualk vs Austin Peay, 11-8-69

### 3 Interceptions In Game By One Player

4, Bud Qualk vs Austin Peay, 11-8-69

### 2 Interceptions In A Game By One Player

2, Nathan Brinkley, vs UT Martin, 9-25-10

### 3 Field Goals In A Game

Connor Mitchell (31, 36, 37), vs. Missouri St., 9-10-16

### 4 Field Goals in a game

Kienan Cullen (37, 21, 20, 40) vs Tenn Tech, 11-6-10

### 5 Field Goals in a game

Jordan Benton (39, 30, 35, 36, 21) vs. Eastern Illinois, 9-22-12

### 50+ Field Goal

52, Shane Andrus vs Eastern Illinois, 11-23-02

### 60+ Field Goal

62, Paul Hickert vs Eastern Kentucky, 10-11-86

### Rush Of 65+ Yards

68, Mike Harris vs. Eastern Illinois, 10-23-10

### Pass Of 65+ Yards

71, KD Humphries to Janawski Davis vs. UT Martin, 10-24-15

### Rush Of 75+ Yards

79, Terrance Tillman vs Tennessee Tech, 10-28-2000

### Pass of 75+ Yards

75, KD Humphries to Janawski Davis vs. Southeast Mo., 10-11-14

### Rush Of 85+ Yards

94, Mike Harris vs Tennessee Tech, 11-6-10

### Rush Of 95+ Yards

97, Stevie Chaney vs Austin Peay, 11-12-05

## THE LAST TIME AN OPPONENT...

### 30+ Rushing Attempts

30, Jarvion Franklin, Western Michigan, 9-20-14

### 100+ Yards Rushing

118, Eli Jenkins, Illinois, 9-3-16

### 200+ Yards Rushing

224, Tremane McCullough, Southeast Mo., 10-3-15

### 20+ Completions

23, O'Shay Ackerman-Carter, Tennessee St., 11-7-15

### 30+ Completions

42, Derek Carr, UT Martin, 10-13-12

### 30+ Passing Attempts

30, Eli Jenkins, Jacksonville St., 11-21-15

### 40+ Passing Attempts

44, Bennie Coney, Eastern Ky., 11-14-15

### 4+ TD's Passing

4, O'Shay Ackerman-Carter, Tennessee St., 11-7-15

### 10+ Receptions

14, Brock McCain, Tennessee Tech, 9-27-15

### 15+ Receptions

21, Erik Lora, Eastern Illinois, 9-22-12

### 100+ Receiving Yards

143, Rod Wright, UT Martin, 10-24-15  
103, William Tanner, UT Martin, 10-24-15

### 150+ Receiving Yards

169, Paul McRoberts, Southeast Mo., 10-3-15

### 200+ Receiving Yards

248, Patrick Smith, Tennessee St., 11-7-15

### Kickoff Return For TD

94, Tray Mitchell, Eastern Ill., 10-31-15

### Punt Return For TD

72, Jesse Grandy, Central Arkansas, 9-8-12

### Interception For TD

10 yards, Darius Phillips, Western Michigan, 9-20-14

### Scored A Safety

Eastern Illinois, 11-9-13

### Fumble Return For TD

95, Jabari Weeks, Union, 8-28-14

### Blocked Punt For TD

Missouri State, 10-9-10

### Blocked Punt

1, Missouri State, 10-9-10

### 50+ Field Goal

52, Jackson Redditt, UT Martin, 11-1-14

### Rush Of 75+ Yards

97, Chris Douglas, Missouri State, 10-9-10

### Pass Of 75+ Yards

81, O'Shay Ackerman-Carter to Patrick Smith, TSU, 11-7-15

## 2016 OFFENSIVE INDIVIDUAL GAME-BY-GAME

### Rushing (Att.-Yards-TD)

|                  | ILL       | MOST | SIU | SEMO | AP | UTM | EIU | TSU | EKU | JSU | TTU |
|------------------|-----------|------|-----|------|----|-----|-----|-----|-----|-----|-----|
| Cameron Birse    | 1-(-4)-0  |      |     |      |    |     |     |     |     |     |     |
| Mark Dodson      | 4-16-0    |      |     |      |    |     |     |     |     |     |     |
| Trae Gordon      | 2-2-0     |      |     |      |    |     |     |     |     |     |     |
| Houston Hartz    | 1-6-0     |      |     |      |    |     |     |     |     |     |     |
| KD Humphries     | 9-(-12)-0 |      |     |      |    |     |     |     |     |     |     |
| Demetric Johnson | 6-(-2)-0  |      |     |      |    |     |     |     |     |     |     |
| Marieo McGraw    | 2-6-0     |      |     |      |    |     |     |     |     |     |     |

### Receiving (Rec.-Yards-TD)

|                  | ILL      | MOST    | SIU | SEMO | AP | UTM | EIU | TSU | EKU | JSU | TTU |
|------------------|----------|---------|-----|------|----|-----|-----|-----|-----|-----|-----|
| Jesse Blackburn  | 4-48-0   | 2-24-0  |     |      |    |     |     |     |     |     |     |
| Jensen Feggins   | 1-17-0   | 1-12-0  |     |      |    |     |     |     |     |     |     |
| L.J. Gainey      | 1-(-5)-0 | 4-34-0  |     |      |    |     |     |     |     |     |     |
| Jordon Gandy     | 3-36-0   | 7-102-2 |     |      |    |     |     |     |     |     |     |
| Malik Golson     | 2-34-0   | 5-21-0  |     |      |    |     |     |     |     |     |     |
| Trae Gordon      | 1-(-6)-0 |         |     |      |    |     |     |     |     |     |     |
| Tyre Gray        | 2-13-0   | 1-7-0   |     |      |    |     |     |     |     |     |     |
| Demetric Johnson | 5-26-0   | 7-77-0  |     |      |    |     |     |     |     |     |     |
| Jonathan Moss    | ---      | 3-46-0  |     |      |    |     |     |     |     |     |     |
| Rajai Perkins    | ---      | 1-5-0   |     |      |    |     |     |     |     |     |     |
| Mitch Stults     | 3-12-0   | 4-26-0  |     |      |    |     |     |     |     |     |     |

### Passing (Comp.-Att.-Int.-Yards-TD)

|                      | #2<br>KD<br>Humphries | #14<br>Cameron<br>Birse | #19<br>Houston<br>Hartz |
|----------------------|-----------------------|-------------------------|-------------------------|
| at Illinois          | 18-31-2-163-0         | 2-3-0-18-0              | 1-1-0-(-6)-0            |
| Missouri State       | 35-52-3-356-2         | ---                     | ---                     |
| at Southern Illinois |                       |                         |                         |
| Southeast Missouri   |                       |                         |                         |
| at Austin Peay       |                       |                         |                         |
| UT Martin            |                       |                         |                         |
| at Eastern Illinois  |                       |                         |                         |
| Tennessee State      |                       |                         |                         |
| at Eastern Kentucky  |                       |                         |                         |
| Jacksonville State   |                       |                         |                         |
| at Tennessee Tech    |                       |                         |                         |

### Punting/Field Goals (Punts-Avg./FGM-FGA-Long)

|                      | #37<br>Landon<br>Stratton<br>P | #41<br>Connor<br>Mitchell<br>FG |
|----------------------|--------------------------------|---------------------------------|
| at Illinois          | 7-42.4                         | 1-2-34                          |
| Missouri State       | 6-30.0                         | 3-3-37                          |
| at Southern Illinois |                                |                                 |
| Southeast Missouri   |                                |                                 |
| at Austin Peay       |                                |                                 |
| UT Martin            |                                |                                 |
| at Eastern Illinois  |                                |                                 |
| Tennessee State      |                                |                                 |
| at Eastern Kentucky  |                                |                                 |
| Jacksonville State   |                                |                                 |
| at Tennessee Tech    |                                |                                 |

## 2016 DEFNSIVE INDIVIDUAL GAME-BY-GAME

### Tackles (Total-TFL-TFLYds.)

|                   | ILL      | MOST     | SIU | SEMO | AP | UTM | EIU | TSU | EKU | JSU | TTU |
|-------------------|----------|----------|-----|------|----|-----|-----|-----|-----|-----|-----|
| Robert Adams      | ---      | 1-0-0    |     |      |    |     |     |     |     |     |     |
| Noah Banks        | ---      | 1-0-0    |     |      |    |     |     |     |     |     |     |
| Dylan Boone       | 7-0-0    | 7-1.0-2  |     |      |    |     |     |     |     |     |     |
| Lamont Crittendon | 8-1.0-3  | 12-3.0-8 |     |      |    |     |     |     |     |     |     |
| Andre Davis       | 1-0-0    | ---      |     |      |    |     |     |     |     |     |     |
| Zuri Elrington    | 1-0-0    | 1-0-0    |     |      |    |     |     |     |     |     |     |
| Isaiah Foster     | 5-0-0    | 1-0.5-0  |     |      |    |     |     |     |     |     |     |
| Malik Golson      | ---      | 1-0-0    |     |      |    |     |     |     |     |     |     |
| Jonathan Jackson  | 5-2.0-11 | 9-0-0    |     |      |    |     |     |     |     |     |     |
| Demetric Johnson  | 1-0-0    | ---      |     |      |    |     |     |     |     |     |     |
| Rashad Johnson    | 2-0-0    | 1-0-0    |     |      |    |     |     |     |     |     |     |
| Mario McGraw      | ---      | 1-0-0    |     |      |    |     |     |     |     |     |     |
| Connor Mitchell   | ---      | 1-0-0    |     |      |    |     |     |     |     |     |     |
| Dee Nalls         | 1-0-0    | 1-0-0    |     |      |    |     |     |     |     |     |     |
| Toby Omli         | 3-0-0    | 5-1.0-8  |     |      |    |     |     |     |     |     |     |
| Silas Owens       | 1-0-0    | 1-0-0    |     |      |    |     |     |     |     |     |     |
| Marico Paige      | 2-0-0    | 8-0-0    |     |      |    |     |     |     |     |     |     |
| Troy-Wayne Quinn  | ---      | 1-0-0    |     |      |    |     |     |     |     |     |     |
| Sean Rodriguez    | 5-0-0    | 4-0-0    |     |      |    |     |     |     |     |     |     |
| Marquez Sanford   | 4-0-0    | 5-0-0    |     |      |    |     |     |     |     |     |     |
| Derrick Shaw      | 2-0-0    | ---      |     |      |    |     |     |     |     |     |     |
| Zach Shipley      | 3-0-0    | 3-0-0    |     |      |    |     |     |     |     |     |     |
| Chris Stahl       | 1-0-0    | 3-0-0    |     |      |    |     |     |     |     |     |     |
| Korey Tillman     | 1-0-0    | 3-0-0    |     |      |    |     |     |     |     |     |     |
| Zach Wade         | 5-0-0    | 13-0-0   |     |      |    |     |     |     |     |     |     |
| Nigel Walton      | 1-0-0    | ---      |     |      |    |     |     |     |     |     |     |
| Greg Willard      | 1-0-0    | 1-0-0    |     |      |    |     |     |     |     |     |     |
| D'Vaughn Whitt    | 1-0-0    | 2-0.5-0  |     |      |    |     |     |     |     |     |     |
| Quincy Williams   | 7-0-0    | 6-1.0-1  |     |      |    |     |     |     |     |     |     |

### Sacks (Sacks-Yds)

|                  | ILL    | MOST  | SIU | SEMO | AP | UTM | EIU | TSU | EKU | JSU | TTU |
|------------------|--------|-------|-----|------|----|-----|-----|-----|-----|-----|-----|
| Toby Omli        | ---    | 1.0-8 |     |      |    |     |     |     |     |     |     |
| Jonathan Jackson | 2.0-11 | ---   |     |      |    |     |     |     |     |     |     |

### Interceptions-Break Ups

|               | ILL | MOST | SIU | SEMO | AP | UTM | EIU | TSU | EKU | JSU | TTU |
|---------------|-----|------|-----|------|----|-----|-----|-----|-----|-----|-----|
| D'Montre Wade | 0-2 | 1-1  |     |      |    |     |     |     |     |     |     |

### Fumbles (FF-FR)

|              | ILL | MOST | SIU | SEMO | AP | UTM | EIU | TSU | EKU | JSU | TTU |
|--------------|-----|------|-----|------|----|-----|-----|-----|-----|-----|-----|
| Dylan Boone  | --- | 0-1  |     |      |    |     |     |     |     |     |     |
| Malik Golson | --- | 1-0  |     |      |    |     |     |     |     |     |     |

### Miscellaneous (Blks-QBH)

|                   | ILL | MOST | SIU | SEMO | AP | UTM | EIU | TSU | EKU | JSU | TTU |
|-------------------|-----|------|-----|------|----|-----|-----|-----|-----|-----|-----|
| Lamont Crittendon | --- | 1-0  |     |      |    |     |     |     |     |     |     |
| Zuri Elrington    | --- | 0-1  |     |      |    |     |     |     |     |     |     |
| Jonathan Jackson  | --- | 0-1  |     |      |    |     |     |     |     |     |     |
| Troy-Wayne Quinn  | --- | 0-2  |     |      |    |     |     |     |     |     |     |
| D'Vaughn Whitt    | --- | 0-1  |     |      |    |     |     |     |     |     |     |
| Quincy Williams   | 0-2 | 0-1  |     |      |    |     |     |     |     |     |     |

## MSU/OPPONENT GAME-BY-GAME

| Game                 | Score | First Downs | Time of Possession | Rushing (No-Yds-TD) | Passing (Cmp-Att-Int-Yds-TD) | Total Offense (Plays-Yds-TD) | 3rd Down Conv. | Fumbles-Lost |
|----------------------|-------|-------------|--------------------|---------------------|------------------------------|------------------------------|----------------|--------------|
| MURRAY STATE         | 3     | 13          | 26:32              | 26-(-10)-0          | 21-35-2-175-0                | 61-165-0                     | 4-16           | 1-1          |
| at Illinois          | 52    | 21          | 33:28              | 40-287-4            | 16-24-0-228-3                | 64-515-7                     | 6-12           | 1-0          |
| MURRAY STATE         | 22    | 21          | 25:17              | 30-72-0             | 21-35-2-356-2                | 82-428-2                     | 9-21           | 2-1          |
| Missouri State       | 28    | 23          | 34:33              | 52-174-1            | 21-37-1-295-3                | 89-469-4                     | 8-20           | 1-1          |
| MURRAY STATE         |       |             |                    |                     |                              |                              |                |              |
| at Southern Illinois |       |             |                    |                     |                              |                              |                |              |
| MURRAY STATE         |       |             |                    |                     |                              |                              |                |              |
| Southeast Missouri   |       |             |                    |                     |                              |                              |                |              |
| MURRAY STATE         |       |             |                    |                     |                              |                              |                |              |
| at Austin Peay       |       |             |                    |                     |                              |                              |                |              |
| MURRAY STATE         |       |             |                    |                     |                              |                              |                |              |
| UT Martin            |       |             |                    |                     |                              |                              |                |              |
| MURRAY STATE         |       |             |                    |                     |                              |                              |                |              |
| at Eastern Illinois  |       |             |                    |                     |                              |                              |                |              |
| MURRAY STATE         |       |             |                    |                     |                              |                              |                |              |
| Tennessee State      |       |             |                    |                     |                              |                              |                |              |
| MURRAY STATE         |       |             |                    |                     |                              |                              |                |              |
| at Eastern Kentucky  |       |             |                    |                     |                              |                              |                |              |
| MURRAY STATE         |       |             |                    |                     |                              |                              |                |              |
| Jacksonville State   |       |             |                    |                     |                              |                              |                |              |
| MURRAY STATE         |       |             |                    |                     |                              |                              |                |              |
| at Tennessee Tech    |       |             |                    |                     |                              |                              |                |              |

## 2016 IN THE RANKINGS

| CATEGORY                      | FCS | OVC | VALUE |
|-------------------------------|-----|-----|-------|
| Blocked Punts Allowed         | 1   | 1   | 0     |
| Blocked Kicks Allowed         | 1   | 1   | 0     |
| Fewest Penalty Yards          | 41  | 3   | 104   |
| Fewest Penalty Yards Per Game | 38  | 3   | 52.0  |
| Kickoff Return Defense        | 6   | 2   | 8.0   |
| Passing Offense               | 21  | 3   | 265.5 |
| Red Zone Defense              | 21  | 2   | .625  |

### Completions Percentage

|              |    |   |      |
|--------------|----|---|------|
| KD Humphries | 28 | 3 | 63.9 |
|--------------|----|---|------|

### Completions Per Game

|              |   |   |      |
|--------------|---|---|------|
| KD Humphries | 4 | 1 | 26.5 |
|--------------|---|---|------|

### Field Goals Per Game

|                 |    |   |      |
|-----------------|----|---|------|
| Connor Mitchell | 22 | 4 | 80.0 |
|-----------------|----|---|------|

### Field Goals Per Game

|                 |   |   |     |
|-----------------|---|---|-----|
| Connor Mitchell | 3 | 1 | 2.0 |
|-----------------|---|---|-----|

### Forced Fumbles

|              |    |   |     |
|--------------|----|---|-----|
| Malik Golson | 17 | 2 | 0.5 |
|--------------|----|---|-----|

### Fumbles Recovered

|              |   |   |   |
|--------------|---|---|---|
| Malik Golson | 5 | 1 | 1 |
|--------------|---|---|---|

### Interceptions Per Game

|              |    |   |     |
|--------------|----|---|-----|
| Malik Golson | 19 | 1 | 0.5 |
|--------------|----|---|-----|

### Passes Defended

|               |   |   |     |
|---------------|---|---|-----|
| D'Montre Wade | 3 | 1 | 2.0 |
|---------------|---|---|-----|

### Passing Yards

|              |    |   |     |
|--------------|----|---|-----|
| KD Humphries | 15 | 1 | 519 |
|--------------|----|---|-----|

### Passing Yards Per Game

|              |    |   |       |
|--------------|----|---|-------|
| KD Humphries | 16 | 1 | 259.5 |
|--------------|----|---|-------|

### Receiving TDs

|              |    |   |   |
|--------------|----|---|---|
| Jordon Gandy | 13 | 1 | 2 |
|--------------|----|---|---|

### Receptions Per Game

|                  |    |   |     |
|------------------|----|---|-----|
| Demetric Johnson | 26 | 2 | 6.0 |
|------------------|----|---|-----|

### Sacks

|                  |    |   |     |
|------------------|----|---|-----|
| Jonathan Jackson | 12 | 2 | 1.0 |
|------------------|----|---|-----|

### Tackles For Loss

|                   |    |   |     |
|-------------------|----|---|-----|
| Lamont Crittendon | 16 | 2 | 2.0 |
|-------------------|----|---|-----|

### Total Offense

|              |    |   |       |
|--------------|----|---|-------|
| KD Humphries | 24 | 3 | 252.5 |
|--------------|----|---|-------|

### Total Tackles

|              |    |   |      |
|--------------|----|---|------|
| Zachary Wade | 41 | 3 | 10.0 |
|--------------|----|---|------|

## 2016 BIG GAMES

### 100-Yd Rushing Games

| Player | Opponent | Att.-Yds.-TD |
|--------|----------|--------------|
|--------|----------|--------------|

### 10+ Reception Games

| Player | Rec. | Opponent | Yds-TD |
|--------|------|----------|--------|
|--------|------|----------|--------|

### 100-Yd Receiving Games

| Player       | Opponent     | Rec.-Yds.-TD |
|--------------|--------------|--------------|
| Jordon Gandy | Missouri St. | 7-104-2      |

### 30+ Completion Games

| Player       | Opponent     | Comp.-Att. |
|--------------|--------------|------------|
| KD Humphries | Missouri St. | 35-52      |

### 300-Yd Passing Games

| Player       | Opponent     | Yds.-TD. |
|--------------|--------------|----------|
| KD Humphries | Missouri St. | 356-2    |

## 2016 INDIVIDUAL HONORS

|  |  |   |
|--|--|---|
| <b>Jesse Blackburn - WR</b><br>Preseason All-OVC<br>College Sports Madness - Preseason All-OVC 1st Tm. | <b>Malik Golson - WR</b><br>College Sports Madness - Preseason All-OVC 2nd Tm.   | <b>KD Humphries - QB</b><br>STATS Offensive POY Watch List<br>CFPA FCS Performer of the Year Watch List<br>HERO Sports - Preseason 1st Tm. AA<br>InstantScouting/National Mock Drafts - Preseason 1st Tm. AA<br>STATS - Preseason 2nd Tm. AA<br>College Sports Madness - Preseason 2nd Tm. AA<br>College Sports Madness - Preseason 2nd Tm. All-OVC |
| <b>Jonathan Jackson - LB</b><br>College Sports Madness - Preseason All-OVC 2nd Tm.                     | <b>Tony Mays II - OL</b><br>College Sports Madness - Preseason All-OVC 2nd Tm.   | <b>Toby Omli - DB</b><br>College Sports Madness - Preseason All-OVC 2nd Tm.   |
| <b>Marquez Sanford - DB</b><br>College Sports Madness - Preseason All-OVC 2nd Tm.                      | <b>Landon Stratton - P</b><br>College Sports Madness - Preseason All-OVC 2nd Tm. | <b>Bishop Woods - DL</b><br>College Sports Madness - Preseason All-OVC 2nd Tm.  |

## 2016 MURRAY STATE RED ZONE SCORING

|                       | Times<br>In RZ | Times<br>Scored | Total<br>Pts |          | Rush<br>TDs | Pass<br>TDs | FGs<br>Made | -----Failed to score inside RZ ----- |          |           |          |          |          |
|-----------------------|----------------|-----------------|--------------|----------|-------------|-------------|-------------|--------------------------------------|----------|-----------|----------|----------|----------|
|                       |                |                 |              | TDs      |             |             |             | FGA                                  | Downs    | Int       | Fumb     | Half     | Game     |
| ILL                   | 1              | 1               | 3            | 0        | 0           | 0           | 1           | 0                                    | 0        | 0         | 0        | 0        | 0        |
| MOST                  | 5              | 4               | 15           | 1        | 0           | 1           | 3           | 0                                    | 0        | 0         | 1        | 0        | 0        |
| SIU                   |                |                 |              |          |             |             |             |                                      |          |           |          |          |          |
| SEMO                  |                |                 |              |          |             |             |             |                                      |          |           |          |          |          |
| AP                    |                |                 |              |          |             |             |             |                                      |          |           |          |          |          |
| UTM                   |                |                 |              |          |             |             |             |                                      |          |           |          |          |          |
| EIU                   |                |                 |              |          |             |             |             |                                      |          |           |          |          |          |
| TSU                   |                |                 |              |          |             |             |             |                                      |          |           |          |          |          |
| EKU                   |                |                 |              |          |             |             |             |                                      |          |           |          |          |          |
| JSU                   |                |                 |              |          |             |             |             |                                      |          |           |          |          |          |
| TTU                   |                |                 |              |          |             |             |             |                                      |          |           |          |          |          |
| <b>Totals</b>         | <b>6</b>       | <b>5</b>        | <b>18</b>    | <b>1</b> | <b>0</b>    | <b>1</b>    | <b>4</b>    | <b>0</b>                             | <b>0</b> | <b>01</b> | <b>0</b> | <b>0</b> | <b>0</b> |
| <b>5-of-6 (83.3%)</b> |                |                 |              |          |             |             |             |                                      |          |           |          |          |          |

## 2016 OPPONENT RED ZONE SCORING

|                       | Times<br>In RZ | Times<br>Scored | Total<br>Pts |          | Rush<br>TDs | Pass<br>TDs | FGs<br>Made | -----Failed to score inside RZ ----- |          |          |          |          |          |
|-----------------------|----------------|-----------------|--------------|----------|-------------|-------------|-------------|--------------------------------------|----------|----------|----------|----------|----------|
|                       |                |                 |              | TDs      |             |             |             | FGA                                  | Downs    | Int      | Fumb     | Half     | Game     |
| ILL                   | 4              | 3               | 21           | 3        | 2           | 1           | 0           | 0                                    | 0        | 0        | 0        | 1        | 0        |
| MOST                  | 4              | 2               | 15           | 2        | 1           | 1           | 0           | 1                                    | 1        | 0        | 0        | 0        | 0        |
| SIU                   |                |                 |              |          |             |             |             |                                      |          |          |          |          |          |
| SEMO                  |                |                 |              |          |             |             |             |                                      |          |          |          |          |          |
| AP                    |                |                 |              |          |             |             |             |                                      |          |          |          |          |          |
| UTM                   |                |                 |              |          |             |             |             |                                      |          |          |          |          |          |
| EIU                   |                |                 |              |          |             |             |             |                                      |          |          |          |          |          |
| TSU                   |                |                 |              |          |             |             |             |                                      |          |          |          |          |          |
| EKU                   |                |                 |              |          |             |             |             |                                      |          |          |          |          |          |
| JSU                   |                |                 |              |          |             |             |             |                                      |          |          |          |          |          |
| TTU                   |                |                 |              |          |             |             |             |                                      |          |          |          |          |          |
| <b>Totals</b>         | <b>8</b>       | <b>5</b>        | <b>36</b>    | <b>5</b> | <b>3</b>    | <b>2</b>    | <b>0</b>    | <b>1</b>                             | <b>1</b> | <b>0</b> | <b>0</b> | <b>1</b> | <b>0</b> |
| <b>5-of-8 (62.5%)</b> |                |                 |              |          |             |             |             |                                      |          |          |          |          |          |

# 2016 SEASON/CAREER STATS

## SEASON

## CAREER

| Rushing          | gp | att | gain | loss | net | avg   | td | lg | avg/g | gp | att | gain | loss | net | avg  | td | lg | avg/g |
|------------------|----|-----|------|------|-----|-------|----|----|-------|----|-----|------|------|-----|------|----|----|-------|
| JOHNSON, Demetri | 2  | 25  | 80   | 14   | 66  | 2.6   | 0  | 18 | 33.0  | 25 | 25  | 80   | 14   | 66  | 2.6  | 0  | 18 | 2.6   |
| DODSON, Mark     | 1  | 4   | 16   | 0    | 16  | 4.0   | 0  | 12 | 16.0  | 1  | 4   | 16   | 0    | 16  | 4.0  | 0  | 12 | 16.0  |
| MCGRAW, Mareio   | 2  | 3   | 9    | 0    | 9   | 3.0   | 0  | 3  | 4.5   | 2  | 3   | 9    | 0    | 9   | 3.0  | 0  | 3  | 4.5   |
| HARTZ, Houston   | 1  | 1   | 6    | 0    | 6   | 6.0   | 0  | 6  | 6.0   | 3  | 1   | 6    | 0    | 6   | 6.0  | 0  | 6  | 2.0   |
| GAINEY, L.J.     | 2  | 2   | 3    | 0    | 3   | 1.5   | 0  | 2  | 1.5   | 2  | 2   | 3    | 0    | 3   | 1.5  | 0  | 2  | 1.5   |
| GORDON, Trae     | 2  | 2   | 2    | 0    | 2   | 1.0   | 0  | 2  | 1.0   | 5  | 2   | 2    | 0    | 2   | 1.0  | 0  | 2  | 0.4   |
| BIRSE, Cameron   | 1  | 1   | 0    | 4    | -4  | -4.0  | 0  | 0  | -4.0  | 1  | 1   | 0    | 4    | -4  | -4.0 | 0  | 0  | -4.0  |
| HUMPHRIES, KD    | 2  | 17  | 30   | 44   | -14 | -0.8  | 0  | 9  | -7.0  | 30 | 216 | 718  | 451  | 267 | 1.2  | 11 | 24 | 8.9   |
| TEAM             | 1  | 1   | 0    | 22   | -22 | -22.0 | 0  | 0  | -22.0 |    |     |      |      |     |      |    |    |       |
| Total            | 2  | 56  | 146  | 84   | 62  | 1.1   | 0  | 18 | 31.0  |    |     |      |      |     |      |    |    |       |
| Opponents        | 2  | 92  | 503  | 42   | 461 | 5.0   | 5  | 56 | 230.5 |    |     |      |      |     |      |    |    |       |

| Passing        | gp | effic  | comp | att | int | pct  | yds | td | lg | avg/g | gp | effic  | comp | att | int | pct  | yds | td | lg | avg/g |
|----------------|----|--------|------|-----|-----|------|-----|----|----|-------|----|--------|------|-----|-----|------|-----|----|----|-------|
| HUMPHRIES, KD  | 2  | 112.28 | 53   | 83  | 5   | 63.9 | 519 | 2  | 55 | 259.5 | 30 | 135.93 | 71   | 109 | 24  | 64.6 | 786 | 1  | 75 | 262.0 |
| BIRSE, Cameron | 1  | 117.07 | 2    | 3   | 0   | 66.7 | 18  | 0  | 13 | 18.0  | 1  | 117.07 | 2    | 3   | 0   | 66.7 | 18  | 0  | 13 | 18.0  |
| HARTZ, Houston | 1  | 49.60  | 1    | 1   | 0   | 100. | -6  | 0  | 0  | -6.0  | 3  | 55.47  | 2    | 3   | 0   | 66.7 | -4  | 0  | 2  | -1.3  |
| Total          | 2  | 111.73 | 56   | 87  | 5   | 64.4 | 531 | 2  | 55 | 265.5 |    |        |      |     |     |      |     |    |    |       |
| Opponents      | 2  | 161.86 | 37   | 61  | 1   | 60.7 | 523 | 6  | 68 | 261.5 |    |        |      |     |     |      |     |    |    |       |

| Receiving        | gp | no. | yds | avg  | td | lg | avg/g | gp | no. | yds  | avg  | td | lg | avg/g |
|------------------|----|-----|-----|------|----|----|-------|----|-----|------|------|----|----|-------|
| JOHNSON, Demetri | 2  | 12  | 103 | 8.6  | 0  | 23 | 51.5  | 25 | 12  | 103  | 8.6  | 0  | 23 | 4.1   |
| GANDY, Jordon    | 2  | 9   | 140 | 15.6 | 2  | 55 | 70.0  | 20 | 17  | 275  | 16.2 | 4  | 55 | 13.8  |
| GOLSON, Malik    | 2  | 7   | 55  | 7.9  | 0  | 30 | 27.5  | 2  | 7   | 55   | 7.9  | 0  | 30 | 27.5  |
| STULTS, Mitch    | 2  | 7   | 38  | 5.4  | 0  | 17 | 19.0  | 27 | 33  | 258  | 7.8  | 0  | 33 | 9.6   |
| BLACKBURN, Jess  | 2  | 6   | 72  | 12.0 | 0  | 17 | 36.0  | 35 | 122 | 1430 | 11.7 | 8  | 63 | 40.9  |
| GAINEY, L.J.     | 2  | 5   | 29  | 5.8  | 0  | 18 | 14.5  | 2  | 5   | 29   | 5.8  | 0  | 18 | 14.5  |
| MOSS, Jonathan   | 2  | 3   | 46  | 15.3 | 0  | 32 | 23.0  | 2  | 3   | 46   | 15.3 | 0  | 32 | 23.0  |
| GRAY, Tyre       | 2  | 3   | 20  | 6.7  | 0  | 8  | 10.0  | 2  | 3   | 20   | 6.7  | 0  | 8  | 10.0  |
| FEGGINS, Jensen  | 2  | 2   | 29  | 14.5 | 0  | 17 | 14.5  | 2  | 2   | 29   | 14.5 | 0  | 17 | 14.5  |
| PERKINS, Rajai   | 2  | 1   | 5   | 5.0  | 0  | 5  | 2.5   | 2  | 1   | 5    | 5.0  | 0  | 5  | 2.5   |
| GORDON, Trae     | 2  | 1   | -6  | -6.0 | 0  | 0  | -3.0  | 5  | 1   | -6   | -6.0 | 0  | 0  | -1.2  |
| Total            | 2  | 56  | 531 | 9.5  | 2  | 55 | 265.5 |    |     |      |      |    |    |       |
| Opponents        | 2  | 37  | 523 | 14.1 | 6  | 68 | 261.5 |    |     |      |      |    |    |       |

| Total Offense    | g | plays | rush | pass | total | avg/g | g  | plays | rush | pass | total | avg/g |
|------------------|---|-------|------|------|-------|-------|----|-------|------|------|-------|-------|
| HUMPHRIES, KD    | 2 | 100   | -14  | 519  | 505   | 252.5 | 30 | 1315  | 267  | 786  | 8128  | 270.9 |
| JOHNSON, Demetri | 2 | 25    | 66   | 0    | 66    | 33.0  | 25 | 25    | 66   | 0    | 66    | 2.6   |
| DODSON, Mark     | 1 | 4     | 16   | 0    | 16    | 16.0  | 1  | 4     | 16   | 0    | 16    | 16.0  |
| BIRSE, Cameron   | 1 | 4     | -4   | 18   | 14    | 14.0  | 1  | 4     | -4   | 18   | 14    | 14.0  |
| MCGRAW, Mareio   | 2 | 3     | 9    | 0    | 9     | 4.5   | 2  | 3     | 9    | 0    | 9     | 4.5   |
| GAINEY, L.J.     | 2 | 2     | 3    | 0    | 3     | 1.5   | 2  | 2     | 3    | 0    | 3     | 1.5   |
| GORDON, Trae     | 2 | 2     | 2    | 0    | 2     | 1.0   | 5  | 2     | 2    | 0    | 2     | 0.4   |
| HARTZ, Houston   | 1 | 2     | 6    | -6   | 0     | 0.0   | 3  | 4     | 6    | -4   | 2     | 0.7   |
| TEAM             | 1 | 1     | -22  | 0    | -22   | -22.0 |    |       |      |      |       |       |
| Total            | 2 | 143   | 62   | 531  | 593   | 296.5 |    |       |      |      |       |       |
| Opponents        | 2 | 153   | 461  | 523  | 984   | 492.0 |    |       |      |      |       |       |

| Scoring          | td | fg  | PAT  |      |     |      | dxp | saf | pts | td | fg    | PAT   |      |     |      | dxp | saf | pts |
|------------------|----|-----|------|------|-----|------|-----|-----|-----|----|-------|-------|------|-----|------|-----|-----|-----|
|                  |    |     | kick | rush | rcv | pass |     |     |     |    |       | kick  | rush | rcv | pass |     |     |     |
| MITCHELL, Connor | -  | 4-5 | 1-1  | -    | -   | -    | -   | -   | 13  | -  | 13-19 | 25-26 | -    | -   | -    | -   | -   | 64  |
| GANDY, Jordon    | 2  | -   | -    | -    | -   | -    | -   | -   | 12  | 4  | -     | -     | -    | -   | -    | -   | -   | 24  |
| STULTS, Mitch    | -  | -   | -    | 0-1  | -   | -    | -   | -   | 0   | -  | -     | -     | 0-1  | -   | -    | -   | -   | 0   |
| Total            | 2  | 4-5 | 1-1  | 0-1  | -   | -    | -   | -   | 25  |    |       |       |      |     |      |     |     |     |
| Opponents        | 11 | 1-3 | 9-10 | 1-1  | -   | -    | -   | -   | 80  |    |       |       |      |     |      |     |     |     |

| Punt Returns  | no. | yds | avg | td | lg | no. | yds | avg | td | lg |
|---------------|-----|-----|-----|----|----|-----|-----|-----|----|----|
| GOLSON, Malik | 3   | 1   | 0.3 | 0  | 2  | 3   | 1   | 0.3 | 0  | 2  |
| Total         | 3   | 1   | 0.3 | 0  | 2  |     |     |     |    |    |
| Opponents     | 4   | 2   | 0.5 | 0  | 22 |     |     |     |    |    |



## 2016 SEASON/CAREER STATS

### SEASON

### CAREER

| Kick Returns     | no. | yds | avg  | td | lg | no. | yds | avg  | td | lg |
|------------------|-----|-----|------|----|----|-----|-----|------|----|----|
| GOLSON, Malik    | 2   | 33  | 16.5 | 0  | 20 | 2   | 33  | 16.5 | 0  | 20 |
| WADE, D'Montre   | 1   | 19  | 19.0 | 0  | 19 | 1   | 31  | 31.0 | 0  | 19 |
| JOHNSON, Demetri | 1   | 23  | 23.0 | 0  | 23 | 1   | 23  | 23.0 | 0  | 23 |
| MCGRAW, Mareio   | 1   | 16  | 16.0 | 0  | 16 | 1   | 16  | 16.0 | 0  | 16 |
| Total            | 5   | 91  | 18.2 | 0  | 23 |     |     |      |    |    |
| Opponents        | 4   | 87  | 21.8 | 0  | 41 |     |     |      |    |    |

| Interceptions  | no. | yds | avg | td | lg | no. | yds | avg | td | lg |
|----------------|-----|-----|-----|----|----|-----|-----|-----|----|----|
| WADE, D'Montre | 1   | 4   | 4.0 | 0  | 4  | 2   | 4   | 2.0 | 0  | 4  |
| Total          | 1   | 4   | 4.0 | 0  | 4  |     |     |     |    |    |
| Opponents      | 5   | 13  | 2.6 | 0  | 15 |     |     |     |    |    |

| Fumble Returns | no. | yds | avg  | td | lg | no. | yds | avg  | td | lg |
|----------------|-----|-----|------|----|----|-----|-----|------|----|----|
| BOONE, Dylan   | 1   | 20  | 20.0 | 0  | 20 | 2   | 80  | 40.0 | 1  | 60 |
| Total          | 1   | 20  | 20.0 | 0  | 20 |     |     |      |    |    |
| Opponents      | 0   | 0   | 0.0  | 0  | 0  |     |     |      |    |    |

| All Purpose  | g | rush | rcv | pr | kr | ir | total | avg/g | g  | rush | rcv  | pr | kr  | ir | total | avg/g |
|--------------|---|------|-----|----|----|----|-------|-------|----|------|------|----|-----|----|-------|-------|
| JOHNSON, D   | 2 | 66   | 103 | 0  | 23 | 0  | 192   | 96.0  | 25 | 66   | 103  | 0  | 23  | 0  | 192   | 7.7   |
| GANDY, Jord  | 2 | 0    | 140 | 0  | 0  | 0  | 140   | 70.0  | 20 | 0    | 275  | 0  | 0   | 0  | 275   | 13.8  |
| GOLSON, Ma   | 2 | 0    | 55  | 1  | 33 | 0  | 89    | 44.5  | 2  | 0    | 55   | 1  | 33  | 0  | 89    | 44.5  |
| BLACKBURN,   | 2 | 0    | 72  | 0  | 0  | 0  | 72    | 36.0  | 35 | 27   | 1430 | 0  | 151 | 0  | 1608  | 45.9  |
| MOSS, Jonat  | 2 | 0    | 46  | 0  | 0  | 0  | 46    | 23.0  | 2  | 0    | 46   | 0  | 0   | 0  | 46    | 23.0  |
| STULTS, Mitc | 2 | 0    | 38  | 0  | 0  | 0  | 38    | 19.0  | 27 | 0    | 258  | 0  | 0   | 0  | 258   | 9.6   |
| GAINEY, L.J. | 2 | 3    | 29  | 0  | 0  | 0  | 32    | 16.0  | 2  | 3    | 29   | 0  | 0   | 0  | 32    | 16.0  |
| FEIGINS, Je  | 2 | 0    | 29  | 0  | 0  | 0  | 29    | 14.5  | 2  | 0    | 29   | 0  | 0   | 0  | 29    | 14.5  |
| MCGRAW, M    | 2 | 9    | 0   | 0  | 16 | 0  | 25    | 12.5  | 2  | 9    | 0    | 0  | 16  | 0  | 25    | 12.5  |
| WADE, D'Mo   | 2 | 0    | 0   | 0  | 19 | 4  | 23    | 11.5  | 22 | 0    | 0    | 0  | 31  | 4  | 35    | 1.6   |
| GRAY, Tyre   | 2 | 0    | 20  | 0  | 0  | 0  | 20    | 10.0  | 2  | 0    | 20   | 0  | 0   | 0  | 20    | 10.0  |
| DODSON, Ma   | 1 | 16   | 0   | 0  | 0  | 0  | 16    | 16.0  | 1  | 16   | 0    | 0  | 0   | 0  | 16    | 16.0  |
| HARTZ, Hous  | 1 | 6    | 0   | 0  | 0  | 0  | 6     | 6.0   | 3  | 6    | 0    | 0  | 0   | 0  | 6     | 2.0   |
| PERKINS, Ra  | 2 | 0    | 5   | 0  | 0  | 0  | 5     | 2.5   | 2  | 0    | 5    | 0  | 0   | 0  | 5     | 2.5   |
| BIRSE, Came  | 1 | -4   | 0   | 0  | 0  | 0  | -4    | -4.0  | 1  | -4   | 0    | 0  | 0   | 0  | -4    | -4.0  |
| GORDON, Tr   | 2 | 2    | -6  | 0  | 0  | 0  | -4    | -2.0  | 5  | 2    | -6   | 0  | 0   | 0  | -4    | -0.8  |
| HUMPHRIES,   | 2 | -14  | 0   | 0  | 0  | 0  | -14   | -7.0  | 30 | 267  | 9    | 0  | 0   | 0  | 276   | 9.2   |
| TEAM         | 1 | -22  | 0   | 0  | 0  | 0  | -22   | -22.0 |    |      |      |    |     |    |       |       |
| Total        | 2 | 62   | 531 | 1  | 91 | 4  | 689   | 344.5 |    |      |      |    |     |    |       |       |
| Opponents    | 2 | 461  | 523 | 2  | 87 | 13 | 1086  | 543.0 |    |      |      |    |     |    |       |       |

| Field Goals      | att | good | long | blkd | att | good | long | blkd |
|------------------|-----|------|------|------|-----|------|------|------|
| MITCHELL, Connor | 5   | 4    | 37   | 0    | 19  | 13   | 41   | 0    |
| Total            | 5   | 4    | 37   | 0    |     |      |      |      |
| Opponents        | 3   | 1    | 48   | 1    |     |      |      |      |

| Punting          | no. | yds | avg  | lg | blk | no. | yds  | avg  | lg | blk |
|------------------|-----|-----|------|----|-----|-----|------|------|----|-----|
| STRATTON, Landon | 13  | 477 | 36.7 | 51 | 0   | 75  | 3078 | 41.0 | 74 | 0   |
| Total            | 13  | 477 | 36.7 | 51 | 0   |     |      |      |    |     |
| Opponents        | 10  | 393 | 39.3 | 52 | 0   |     |      |      |    |     |

| Kickoffs         | no. | yds | avg  | tb | ob | no. | yds  | avg  | tb | ob |
|------------------|-----|-----|------|----|----|-----|------|------|----|----|
| MITCHELL, Connor | 7   | 372 | 53.1 | 2  | 1  | 41  | 2326 | 56.7 | 4  | 3  |
| Total            | 7   | 372 | 53.1 | 2  | 1  |     |      |      |    |    |
| Opponents        | 13  | 779 | 59.9 | 5  | 1  |     |      |      |    |    |

# 2016 SEASON/CAREER STATS

| SEASON    |                   |    |    |    |       |     |      |     |    |    |    |     | CAREER |    |    |       |      |      |     |    |    |    |     |
|-----------|-------------------|----|----|----|-------|-----|------|-----|----|----|----|-----|--------|----|----|-------|------|------|-----|----|----|----|-----|
| ##        | Defensive Leaders | gp | ua | a  | total | tfl | sack | int | pb | fr | ff | blk | gp     | ua | a  | total | tfl  | sack | int | pb | fr | ff | blk |
| 9         | CRITTENDON, La    | 2  | 6  | 14 | 2     | 4.0 | .    | .   | .  | .  | .  | 1   | 25     | 20 | 28 | 48    | 5.0  | .    | .   | .  | .  | .  | 1   |
| 21        | WADE, Zachary     | 2  | 7  | 12 | 1     | 0.0 | .    | .   | .  | .  | .  | .   | 2      | 7  | 12 | 19    | 0.0  | .    | .   | .  | .  | .  | .   |
| 4         | JACKSON, Jonath   | 2  | 7  | 7  | 1     | 2.0 | 2.   | .   | .  | .  | .  | .   | 32     | 12 | 13 | 252   | 18.0 | 6.0  | .   | 2  | 1  | 1  | .   |
| 22        | BOONE, Dylan      | 2  | 8  | 6  | 1     | 1.0 | .    | .   | .  | 1  | .  | .   | 25     | 48 | 22 | 70    | 3.5  | 0.5  | .   | 2  | 2  | .  | .   |
| 13        | WILLIAMS, Quincy  | 2  | 4  | 9  | 1     | 1.0 | .    | .   | .  | .  | .  | .   | 13     | 22 | 22 | 44    | 4.0  | .    | .   | 1  | 1  | .  | .   |
| 25        | PAIGE, Marico     | 2  | 3  | 7  | 1     | 0.0 | .    | .   | .  | .  | .  | .   | 2      | 3  | 7  | 10    | 0.0  | .    | .   | .  | .  | .  | .   |
| 6         | SANFORD, Marqu    | 2  | 4  | 5  | 9     | 0.0 | .    | .   | .  | .  | .  | .   | 13     | 37 | 22 | 59    | 1.0  | .    | 2   | 3  | .  | 1  | .   |
| 31        | RODRIGUEZ, Sea    | 2  | 2  | 7  | 9     | 0.0 | .    | .   | .  | .  | .  | .   | 2      | 2  | 7  | 9     | 0.0  | .    | .   | .  | .  | .  | .   |
| 24        | OMLI, Toby        | 2  | 4  | 4  | 8     | 1.0 | 1.   | .   | .  | .  | .  | .   | 9      | 28 | 29 | 57    | 1.5  | 1.0  | .   | 1  | .  | .  | .   |
| 5         | WADE, D'Montre    | 2  | 3  | 3  | 6     | 0.0 | .    | 1   | 3  | .  | .  | .   | 22     | 62 | 37 | 99    | 1.5  | 0.5  | 2   | 1  | .  | .  | .   |
| 8         | SHIPLEY, Zach     | 2  | 1  | 5  | 6     | 0.0 | .    | .   | .  | .  | .  | .   | 25     | 9  | 9  | 18    | 0.0  | .    | .   | .  | .  | .  | .   |
| 17        | FOSTER, Isaiah    | 2  | 1  | 5  | 6     | 0.5 | .    | .   | .  | .  | .  | .   | 2      | 1  | 5  | 6     | 0.5  | .    | .   | .  | .  | .  | .   |
| 54        | STAHL, Chris      | 2  | .  | 4  | 4     | 0.0 | .    | .   | .  | .  | .  | .   | 2      | .  | 4  | 4     | 0.0  | .    | .   | .  | .  | .  | .   |
| 98        | TILLMAN, Korey    | 2  | .  | 4  | 4     | 0.0 | .    | .   | .  | .  | .  | .   | 2      | .  | 4  | 4     | 0.0  | .    | .   | .  | .  | .  | .   |
| 99        | JOHNSON, Rasha    | 2  | 2  | 1  | 3     | 0.0 | .    | .   | .  | .  | .  | .   | 13     | 4  | 4  | 8     | 0.0  | .    | .   | .  | .  | .  | .   |
| 36        | WHITT, D'Vaughn   | 2  | 2  | 1  | 3     | 0.5 | .    | .   | .  | .  | .  | .   | 2      | 2  | 1  | 3     | 0.5  | .    | .   | .  | .  | .  | .   |
| 27        | WILLARD, Greg     | 2  | 2  | .  | 2     | 0.0 | .    | .   | .  | .  | .  | .   | 19     | 3  | 4  | 7     | 0.0  | .    | .   | .  | .  | .  | .   |
| 45        | SHAW, Derrick     | 2  | 1  | 1  | 2     | 0.0 | .    | .   | .  | .  | .  | .   | 2      | 1  | 1  | 2     | 0.0  | .    | .   | .  | .  | .  | .   |
| 32        | ELRINGTON, Zuri   | 2  | 1  | 1  | 2     | 0.0 | .    | .   | .  | .  | .  | .   | 9      | 3  | 6  | 9     | 0.0  | .    | .   | .  | .  | .  | .   |
| 90        | NALLS, Dee        | 2  | 1  | 1  | 2     | 0.0 | .    | .   | .  | .  | .  | .   | 2      | 1  | 1  | 2     | 0.0  | .    | .   | .  | .  | .  | .   |
| 94        | OWENS, Silas      | 2  | .  | 2  | 2     | 0.0 | .    | .   | .  | .  | .  | .   | 13     | 2  | 3  | 5     | 0.5  | 0.5  | .   | .  | .  | .  | .   |
| 95        | QUINN, Troy-Wayn  | 2  | .  | 1  | 1     | 0.0 | .    | .   | .  | .  | .  | .   | 2      | .  | 1  | 1     | 0.0  | .    | .   | .  | .  | .  | .   |
| 71        | BANKS, Noah       | 2  | 1  | .  | 1     | 0.0 | .    | .   | .  | .  | .  | .   | 2      | 1  | .  | 1     | 0.0  | .    | .   | .  | .  | .  | .   |
| 39        | DAVIS, Andre      | 1  | .  | 1  | 1     | 0.0 | .    | .   | .  | .  | .  | .   | 1      | .  | 1  | 1     | 0.0  | .    | .   | .  | .  | .  | .   |
| 47        | ADAMS, Robert     | 2  | .  | 1  | 1     | 0.0 | .    | .   | .  | .  | .  | .   | 2      | .  | 1  | 1     | 0.0  | .    | .   | .  | .  | .  | .   |
| 34        | WALTON, Nigel     | 2  | .  | 1  | 1     | 0.0 | .    | .   | .  | .  | .  | .   | 2      | .  | 1  | 1     | 0.0  | .    | .   | .  | .  | .  | .   |
| 20        | MCGRAW, Mareio    | 2  | 1  | .  | 1     | 0.0 | .    | .   | .  | .  | .  | .   | 2      | 1  | .  | 1     | 0.0  | .    | .   | .  | .  | .  | .   |
| 1         | GOLSON, Malik     | 2  | 1  | .  | 1     | 0.0 | .    | .   | .  | 1  | .  | .   | 2      | 1  | .  | 1     | 0.0  | .    | .   | .  | .  | 1  | .   |
| 26        | JOHNSON, Demetr   | 2  | 1  | .  | 1     | 0.0 | .    | .   | .  | .  | .  | .   | 25     | 19 | 8  | 27    | 0.0  | .    | .   | .  | 1  | .  | .   |
| 41        | MITCHELL, Conno   | 2  | 1  | .  | 1     | 0.0 | .    | .   | .  | .  | .  | .   | 11     | 1  | .  | 1     | 0.0  | .    | .   | .  | .  | .  | .   |
| Total     |                   | 2  | 64 | 10 | 16    | 10  | 3    | 1   | 3  | 1  | 1  | 1   |        |    |    |       |      |      |     |    |    |    |     |
| Opponents |                   | 2  | 75 | 72 | 14    | 19  | 8    | 5   | 5  | 2  | 1  | .   |        |    |    |       |      |      |     |    |    |    |     |

## INDIVIDUAL CAREER HIGHS

### #2 • KD Humphries • R-Sr. • QB

|                       |                    |
|-----------------------|--------------------|
| Pass Attempts.....    | 62 (TTU, 10/4/14)  |
| Pass Completions..... | 48 (TTU, 10/4/14)  |
| Interceptions.....    | 3 (3 Times)        |
| Pass TDs.....         | 6 (SEMO, 10/11/14) |
| Pass Yards.....       | 491 (TTU, 10/4/14) |
| Rush Attempts.....    | 16 (TSU, 11/22/14) |
| Rush TDs.....         | 2 (4 Times)        |
| Rush Yards.....       | 55 (KWC, 10/25/14) |

### #4 • Jonathan Jackson • Sr. • LB

|                         |                   |
|-------------------------|-------------------|
| Tackles .....           | 19 (Twice)        |
| Tackles-For-Loss .....  | 2.0 (Twice)       |
| Sacks .....             | 2.0 (ILL, 9/3/16) |
| Fumbles Forced.....     | 1 (TTU, 9/26/15)  |
| Fumbles Recovered ..... | 1 (UKY, 8/28/14)  |
| QB Hurries .....        | 2 (UTM, 10/24/15) |
| Pass Breakups .....     | 1 (Twice)         |

### #5 • D'Montre Wade • R-Jr. • DB

|                        |                     |
|------------------------|---------------------|
| Tackles .....          | 12 (UTM, 11/1/14)   |
| Tackles-For-Loss ..... | 1.0 (LOU, 9/6/14)   |
| Sacks .....            | 0.5 (EKU, 11/14/15) |
| Interceptions .....    | 1 (Twice)           |
| QB Hurries .....       | 2 (UTM, 10/24/15)   |
| Pass Breakups.....     | 2 (4 Times)         |

### #6 • Marquez Sanford • So. • DB

|                        |                     |
|------------------------|---------------------|
| Tackles .....          | 9 (WMU, 9/19/15)    |
| Tackles-For-Loss ..... | 1.0 (EKU, 11/14/15) |
| Interceptions .....    | 1 (Twice)           |
| Pass Breakups .....    | 2 (EKU, 11/14/15)   |
| Fumbles Forced.....    | 1 (JSU, 11/21/15)   |
| Touchdowns .....       | 1 (EIU, 10/31/15)   |

### #8 • Zach Shipley • R-Jr. • DB

|               |                   |
|---------------|-------------------|
| Tackles ..... | 4 (EIU, 10/31/15) |
|---------------|-------------------|

### #9 • Lamont Crittendon • R-Jr. • LB

|                        |                     |
|------------------------|---------------------|
| Tackles .....          | 12 (MOST, 9/10/15)  |
| Tackles-For-Loss ..... | 3.0 (MOST, 9/10/15) |
| Blocked Kicks.....     | 1 (MOST, 9/10/15)   |
| QB Hurries .....       | 2 (UTM, 10/24/15)   |

### #12 • Mitch Stults • Sr. • WR

|                       |                    |
|-----------------------|--------------------|
| Receptions .....      | 4 (MOST, 9/10/15)  |
| Receiving Yards ..... | 43 (JSU, 10/27/14) |

### #13 • Quincy Williams • R-So. • LB

|                         |                     |
|-------------------------|---------------------|
| Tackles .....           | 8 (EKU, 11/14/15)   |
| Tackles-For-Loss .....  | 2.0 (EIU, 10/31/15) |
| Fumbles Recovered. .... | 1 (EKU, 11/14/15)   |
| Pass Breakups.....      | 1 (EKU, 11/14/15)   |
| QB Hurries .....        | 2 (ILL, 9/3/16)     |

### #15 • Jordon Gandy • Jr. • WR

|                       |                     |
|-----------------------|---------------------|
| Receptions.....       | 7 (MOST, 9/10/15)   |
| Receiving Yards ..... | 104 (MOST, 9/10/15) |
| Receiving TDs .....   | 2 (MOST, 9/10/15)   |

### #22 • Dylan Boone • Jr. • DB

|                         |                   |
|-------------------------|-------------------|
| Tackles .....           | 8 (EIU, 11/8/14)  |
| Tackles-For-Loss .....  | 1.0 (3 Times)     |
| Sacks .....             | 0.5 JSU (1/21/15) |
| Fumbles Recovered ..... | 1 (Twice)         |
| Pass Breakup .....      | 1 (Twice)         |
| Touchdowns .....        | 1 (NIU, 9/12/15)  |

### #24 • Toby Omli • Sr. • DB

|                        |                     |
|------------------------|---------------------|
| Tackles .....          | 15 (WMU, 9/19/15)   |
| Tackles-For-Loss ..... | 1.0 (MOST, 9/10/15) |
| Sacks .....            | 1.0 (MOST, 9/10/15) |
| Pass Breakup .....     | 1 (NIU, 9/12/15)    |

### #26 • Demetric Johnson • R-Jr. • RB

|                         |                    |
|-------------------------|--------------------|
| Rush Attempts .....     | 19 (MOST, 9/10/15) |
| Rush Yards.....         | 68 (MOST, 9/10/15) |
| Receptions.....         | 7 (MOST, 9/10/15)  |
| Receiving Yards.....    | 77 (MOST, 9/10/15) |
| Fumbles Recovered ..... | 1 (WMU, 9/19/15)   |

### #27 • Greg Willard • Jr. • DB

|               |                  |
|---------------|------------------|
| Tackles ..... | 2 (WMU, 9/19/15) |
|---------------|------------------|

### #32 • Zuri Elrington • Sr. • DL

|                  |                   |
|------------------|-------------------|
| Tackles .....    | 3 (UTM, 10/24/15) |
| QB Hurries ..... | 1 (MOST, 9/10/15) |

### #37 • Landon Stratton • R-So. • P

|                       |                     |
|-----------------------|---------------------|
| Punts .....           | 8 (3 Times)         |
| Punt Yards .....      | 364 (EIU, 10/31/15) |
| Punt Average .....    | 46.6 (WMU, 9/19/1)  |
| Longest Punt.....     | 71 (EIU, 10/31/15)  |
| Touchbacks .....      | 3 (EIU, 10/31/15)   |
| Punts Inside 20 ..... | 4 (JSU, 11/21/15)   |

### #41 • Connor Mitchell • R-Sr. • K

|                        |                    |
|------------------------|--------------------|
| Kickoffs.....          | 7 (Twice)          |
| Touchbacks.....        | 2 (MOST, 9/10/15)  |
| PATs Made .....        | 6 (UTM, 10/24/15)  |
| Field Goals Made ..... | 3 (MOST, 9/10/15)  |
| Long Field Goal.....   | 41 (EKU, 11/14/15) |

### #85 • Jesse Blackburn • Sr. • WR

|                      |                     |
|----------------------|---------------------|
| Receptions .....     | 10 (TSU, 11/7/15)   |
| Receiving Yards..... | 170 (EKU, 11/23/13) |
| Receiving TDs .....  | 2 (3 Times)         |

## INDIVIDUAL CAREER HIGHS

### #91 ▪ Bishop Woods ▪ Jr. ▪ DL

Tackles ..... 10 (Twice)  
Tackles-For-Loss ..... 2.0 Twice  
Sacks ..... 1.0 (EKU, 11/14/15)  
Forced Fumbles ..... 1 (EKU, 11/14/15)  
Fumbles Recovered ..... 1 (Twice)  
QB Hurries ..... 2 (TTU, 9/26/15)

### #94 ▪ Silas Owens ▪ So. ▪ DL

Tackles ..... 2 (APSU, 10/10/15)  
TFL ..... 0.5 (EKU, 11/14/15)  
Sacks ..... 0.5 (EKU, 11/14/15)  
QB Hurries ..... 1 (Twice)

### #99 ▪ Rashad Johnson ▪ So. ▪ DL

Tackles ..... 2 (3 Times)

## 2016 MURRAY STATE COACHING STAFF



**MITCH  
STEWART**  
Head Coach  
2nd Season



**CHRIS  
BOONE**  
Defensive Coordinator  
2nd Season



**JAKE  
JOHNSON**  
Linebackers/ST Coord.  
1st Season



**GORDON  
STEELE**  
Off. Line/Run Game Coord.  
3rd Season



**SEAN  
DAWKINS**  
Running Backs/Co-Run Game  
5th Season



**CASEY  
BROCKMAN**  
Wide Receivers  
3rd Season



**KEVIN  
PARK**  
Linebackers  
1st Season



**CORICO  
WRIGHT**  
Cornerbacks  
1st Season



**STEVE  
ADAMS**  
Dir. of Rec. & Player Personnel  
7th Season



**CRAIG  
SWIETON**  
Strength & Conditioning  
6th Season



**CARSON  
HUNTER**  
Defensive Quality Control  
1st Season



**DREW  
BURNHAM**  
Offensive Quality Control  
2nd Season



**GARRETT  
SCHWETTMAN**  
Spec. Tms. Qual. Control  
1st Season



**NICK  
KNIGHT**  
Defensive Graduate Asst.  
1st Season



**HARRIS  
BIVIN**  
Offensive Graduate Asst.  
1st Season



**MIKE  
IVEN**  
Video Coordinator  
1st Season



**FULTON  
HART**  
Athletic Trainer  
10th Season



**DALVIN  
JONES**  
Equipment Manger  
2nd Season



**TAMRA  
GARRISON**  
Administrative Asst.  
10th Season



**BO  
RYDECKI**  
S&C Student Assistant  
2nd Season

## 2016 MURRAY STATE DEFENSE




**JONATHAN  
JACKSON**

LB ■ 5-11 ■ 211 ■ Sr.  
Mayfield, Ky.



**D'MONTRE  
WADE**

DB ■ 6-0 ■ 192 ■ R-Jr.  
Columbia, Tenn.



**MARQUEZ  
SANFORD**

DB ■ 5-11 ■ 170 ■ So.  
Macon, Ga.



**ZACH  
SHIPLEY**

DB ■ 5-10 ■ 178 ■ R-Jr.  
Madisonville, Ky.



**LAMONT  
CRITTENDON**

LB ■ 5-10 ■ 235 ■ Jr.  
Decatur, Ala.



**QUINCY  
WILLIAMS**

LB ■ 6-0 ■ 215 ■ R-So.  
Birmingham, Ala.



**ISAIAH  
FOSTER**

DB ■ 6-2 ■ 175 ■ Jr.  
Pacoima, Calif.



**ZACHARY  
WADE**

DB ■ 5-11 ■ 193 ■ R-Jr.  
Newport Beach, Calif.



**DYLAN  
BOONE**

DB ■ 5-11 ■ 193 ■ Jr.  
Murray, Ky.




**MARCUS  
MEREDITH**

DB ■ 5-11 ■ 193 ■ R-Jr.  
San Clemente, Calif.



**TOBY  
OMLI**

DB ■ 6-0 ■ 200 ■ Sr.  
Brookville, Kan.




**MARICO  
PAIGE**

LB ■ 6-1 ■ 220 ■ Jr.  
Wesson, Miss.



**GREG  
WILLARD**

DB ■ 5-9 ■ 170 ■ Jr.  
Decatur, Ala.



**SEAN  
MOORE**

DB ■ 5-10 ■ 170 ■ Fr.  
Davie, Fla.



**TYLER  
GRAY**

DB ■ 5-11 ■ 155 ■ Fr.  
Columbia, Mo.



**SEAN  
RODRIGUEZ**

LB ■ 6-0 ■ 210 ■ Jr.  
Nickerson, Kan.



**ZURI  
ELRINGTON**

DL ■ 6-3 ■ 265 ■ Sr.  
Los Angeles, Calif.




**NIGEL  
WALTON**

DB ■ 6-0 ■ 170 ■ Fr.  
Atlanta, Ga.



**D'VAUGHN  
WHITT**

DB ■ 5-10 ■ 170 ■ Fr.  
Clarksville, Tenn.



**ANDRE  
DAVIS**

DB ■ 5-11 ■ 175 ■ Fr.  
Lexington, Ky.



## 2016 MURRAY STATE DEFENSE



**JORDAN  
TYLER**

LB ■ 6-0 ■ 221 ■ R-So.  
Paducah, Ky.



**JOHN  
WELSH**

DB ■ 5-10 ■ 168 ■ R-So.  
Paducah, Ky.



**JOSH  
MALONE**

DB ■ 5-11 ■ 185 ■ Fr.  
Memphis, Tenn.



**DERRICK  
SHAW**

LB ■ 6-1 ■ 240 ■ Fr.  
Alabaster, Ala.



**ERNEST  
KENTY**

DB ■ 6-2 ■ 205 ■ Fr.  
Birmingham, Ala.



**ROBERT  
ADAMS**

LB ■ 6-2 ■ 235 ■ Fr.  
Tuscaloosa, Ala.



**CHASE  
BOLING**

LB ■ 6-2 ■ 235 ■ So.  
Lexington, Ky.



**PARIS  
WILSON**

LB ■ 6-2 ■ 215 ■ Fr.  
Memphis, Tenn.



**NOLAN  
NICHOLS**

DB ■ 5-11 ■ 215 ■ R-So.  
Benton, Ky.




**CHRIS  
STAHL**

DL ■ 6-2 ■ 285 ■ Fr.  
St. Louis, Mo.



**MICHAEL  
MAGOCHY**

DL ■ 6-4 ■ 220 ■ Fr.  
Franklin, Tenn.



**DEE  
NALLS**

DL ■ 6-4 ■ 305 ■ Jr.  
Fayette, Ala.



**BISHOP  
WOODS**

DL ■ 6-2 ■ 253 ■ Jr.  
Atlanta, Ga.




**QUINDARIUS  
COLES**

DL ■ 6-4 ■ 250 ■ Fr.  
Bessemer, Ala.



**SILAS  
OWENS**

DL ■ 6-4 ■ 240 ■ So.  
New Market, Ala.



**TROY-WAYNE  
QUINN**

DL ■ 6-1 ■ 245 ■ Jr.  
Prattville, Ala.



**GRIFFIN  
MARTIN**

DL ■ 6-4 ■ 250 ■ R-Fr.  
Elba, Ala.



**RYAN  
DUVALL**

DL ■ 6-5 ■ 225 ■ R-So.  
Owensboro, Ky.



**KOREY  
TILLMAN**

DL ■ 6-4 ■ 270 ■ Fr.  
New Orleans, La.



**RASHAD  
JOHNSON**

DL ■ 6-1 ■ 270 ■ So.  
Barnesville, Ga.

## 2016 MURRAY STATE OFFENSE



**MALIK  
GOLSON**

WR ■ 5-9 ■ 180 ■ R-Sr.  
San Diego, Calif.




**KD  
HUMPHRIES**

QB ■ 6-3 ■ 225 ■ R-Sr.  
Montgomery, Ala.



**L.J.  
GAINNEY**

WR ■ 5-11 ■ 187 ■ Jr.  
Snellville, Ga.



**MARK  
DODSON**

DB ■ 5-11 ■ 170 ■ So.  
Memphis, Tenn.




**NATE  
EMBRY**

QB ■ 6-4 ■ 220 ■ Fr.  
Madisonville, Ky.



**MITCH  
STULTS**

WR ■ 5-9 ■ 175 ■ Sr.  
Hamilton, Ala.



**BRENDAN  
BOGNAR**

QB ■ 6-6 ■ 225 ■ R-Fr.  
St. Louis, Mo.



**CAMERON  
BIRSE**

QB ■ 6-2 ■ 235 ■ R.-Jr.  
Danville, Calif



**TYRE  
GRAY**

WR ■ 5-10 ■ 170 ■ Fr.  
Alexander City, Ala.



**JORDON  
GANDY**

WR ■ 6-4 ■ 210 ■ Jr.  
Athens, Ala.



**ELI  
OLTEAN**

QB ■ 6-2 ■ 190 ■ Fr.  
St. Joseph, Ill.



**HOUSTON  
HARTZ**

QB ■ 6-2 ■ 195 ■ R-So.  
Owensboro, Ky.



**MAREIO  
MCGRAW**

WR ■ 6-0 ■ 180 ■ Fr.  
Nashville, Tenn.



**DEMETRIC  
JOHNSON**

RB ■ 6-0 ■ 185 ■ R-Jr.  
South Pittsburg, Tenn.




**NICK  
COLLINS**

WR ■ 5-7 ■ 185 ■ Fr.  
Columbia, Mo.



**TRAE  
GORDON**

RB ■ 5-9 ■ 185 ■ So.  
Louisville, Ky.



**ETHON  
FELTON**

RB ■ 6-0 ■ 217 ■ R-So.  
Muscle Shoals, Ala.



**DREW  
RUTLAND**

WR ■ 6-5 ■ 215 ■ So.  
Memphis, Tenn.



**DRAKE  
VANHOOSER**

RB ■ 6-0 ■ 240 ■ R-Fr.  
Princeton, Ky.



**RYAN  
RAINEY**

OL ■ 6-1 ■ 295 ■ R-Jr.  
Saucier, Miss.



## 2016 MURRAY STATE OFFENSE



**KWAN  
STALLWORTH**  
OL ■ 6-4 ■ 295 ■ So.  
Lithonia, Ga.



**AUSTIN  
HOGANCAMP**  
OL ■ 6-3 ■ 250 ■ Fr.  
North Sutton, N.H.



**BRANT  
NEWMAN**  
OL ■ 6-2 ■ 286 ■ R-Fr.  
Germantown, Tenn.



**DANTE  
DARCUS**  
OL ■ 6-1 ■ 265 ■ R-Fr.  
Murray, Ky.



**NATE  
WILKINSON**  
OL ■ 6-3 ■ 290 ■ Fr.  
Franklin, Tenn.



**TONY  
MAYS II**  
OL ■ 6-4 ■ 305 ■ R-Sr.  
Memphis, Tenn.



**LEIGHTON  
COLBY**  
OL ■ 6-1 ■ 255 ■ R-Fr.  
Murfreesboro, Tenn.



**CHRIS  
WHITE**  
OL ■ 6-3 ■ 310 ■ So.  
Daphne, Ala.



**JACE  
BRAGG**  
OL ■ 6-3 ■ 275 ■ R-Fr.  
Baton Rouge, La.



**NOAH  
BANKS**  
OL ■ 6-8 ■ 310 ■ R-Fr.  
Pensacola, Fla.



**STEVEN  
CLEMMONS**  
OL ■ 6-4 ■ 295 ■ Fr.  
Lewisburg, Tenn.



**CAM  
CARTER**  
OL ■ 6-6 ■ 280 ■ Fr.  
Adamsville, Ala.



**INGRAM  
TILLARD**  
OL ■ 6-5 ■ 330 ■ Jr.  
Germantown, Tenn.



**JOE  
IRBY**  
OL ■ 6-4 ■ 297 ■ Jr.  
Nashville, Tenn.



**STERLING  
TAYLOR**  
WR ■ 6-0 ■ 190 ■ R-Jr.  
Morrow, Ga.



**CALEB  
SHEFFER**  
WR ■ 6-4 ■ 200 ■ R-Fr.  
Hodgenville, Ky.



**SYLVAUGHN  
TURNER**  
WR ■ 6-2 ■ 170 ■ Fr.  
Athens, Ala.




**RAJAI  
PERKINS**  
WR ■ 6-0 ■ 187 ■ Fr.  
St. Louis, Mo.



**JEESE  
BLACKBURN**  
WR ■ 6-3 ■ 240 ■ Sr.  
Gardendale, Ala.



**JENSEN  
FEGGINS**  
WR ■ 6-2 ■ 200 ■ R-Fr.  
Bowling Green, Ky.



**JONATHAN  
MOSS**  
WR ■ 6-0 ■ 165 ■ Fr.  
Madison, Ala.



**WYATT  
DAWSON**  
OL ■ 5-11 ■ 266 ■ R-Fr.  
Duck, W. Va.

## 2016 MURRAY STATE SPECIALISTS




**LANDON  
STRATTON**

P ■ 6-0 ■ 180 ■ R-So.  
Russelville, Ky.



**JAMES  
SAPPINGTON**

K/P ■ 6-5 ■ 220 ■ Fr.  
Peculiar, Mo.



**WES  
DREWERY**

LS ■ 6-3 ■ 230 ■ R-So.  
Franklin, Tenn.



**CONNOR  
MITCHELL**

K ■ 6-2 ■ 200 ■ R-Sr.  
Franklin, Tenn.



**KEENAN  
LAUTNER**

P ■ 5-11 ■ 185 ■ Fr.  
Lynnville, Ind.



**HECTOR  
GARCIA**

K ■ 6-1 ■ 215 ■ R-Fr.  
Sedalia, Ky.

## 2016 TEAM STATS

| Team Statistics         | MUR        | OPP        |
|-------------------------|------------|------------|
| SCORING                 | 25         | 80         |
| Points Per Game         | 12.5       | 40.0       |
| Points Off Turnovers    | 6          | 20         |
| FIRST DOWNS             | 34         | 44         |
| Rushing                 | 3          | 21         |
| Passing                 | 25         | 21         |
| Penalty                 | 6          | 2          |
| RUSHING YARDAGE         | 62         | 461        |
| Yards gained rushing    | 146        | 503        |
| Yards lost rushing      | 84         | 42         |
| Rushing Attempts        | 56         | 92         |
| Average Per Rush        | 1.1        | 5.0        |
| Average Per Game        | 31.0       | 230.5      |
| TDs Rushing             | 0          | 5          |
| PASSING YARDAGE         | 531        | 523        |
| Comp-Att-Int            | 56-87-5    | 37-61-1    |
| Average Per Pass        | 6.1        | 8.6        |
| Average Per Catch       | 9.5        | 14.1       |
| Average Per Game        | 265.5      | 261.5      |
| TDs Passing             | 2          | 6          |
| TOTAL OFFENSE           | 593        | 984        |
| Total Plays             | 143        | 153        |
| Average Per Play        | 4.1        | 6.4        |
| Average Per Game        | 296.5      | 492.0      |
| KICK RETURNS: #-Yards   | 5-91       | 4-87       |
| PUNT RETURNS: #-Yards   | 3-1        | 4-2        |
| INT RETURNS: #-Yards    | 1-4        | 5-13       |
| KICK RETURN AVERAGE     | 18.2       | 21.8       |
| PUNT RETURN AVERAGE     | 0.3        | 0.5        |
| INT RETURN AVERAGE      | 4.0        | 2.6        |
| FUMBLES-LOST            | 2-2        | 3-1        |
| PENALTIES-Yards         | 13-104     | 19-185     |
| Average Per Game        | 52.0       | 92.5       |
| PUNTS-Yards             | 13-477     | 10-393     |
| Average Per Punt        | 36.7       | 39.3       |
| Net punt average        | 35.0       | 35.2       |
| KICKOFFS-Yards          | 7-372      | 13-779     |
| Average Per Kick        | 53.1       | 59.9       |
| Net kick average        | 33.6       | 43.3       |
| TIME OF POSSESSION/Game | 25:54      | 34:06      |
| 3RD-DOWN Conversions    | 13/37      | 14/32      |
| 3rd-Down Pct            | 35%        | 44%        |
| 4TH-DOWN Conversions    | 0/1        | 2/4        |
| 4th-Down Pct            | 0%         | 50%        |
| SACKS BY-Yards          | 3-19       | 8-47       |
| MISC YARDS              | 0          | 0          |
| TOUCHDOWNS SCORED       | 2          | 11         |
| FIELD GOALS-ATTEMPTS    | 4-5        | 1-3        |
| ON-SIDE KICKS           | 0-1        | 0-1        |
| RED-ZONE SCORES         | (5-6) 83%  | (5-8) 63%  |
| RED-ZONE TOUCHDOWNS     | (1-6) 17%  | (5-8) 63%  |
| PAT-ATTEMPTS            | (1-1) 100% | (9-10) 90% |
| ATTENDANCE              | 5063       | 48644      |
| Games/Avg Per Game      | 1/5063     | 1/48644    |
| Neutral Site Games      |            | 0/0        |

| Score by Quarters | 1st | 2nd | 3rd | 4th | OT | Total |
|-------------------|-----|-----|-----|-----|----|-------|
| Murray St.        | 3   | 13  | 6   | 3   | 0  | 25    |
| Opponents         | 21  | 35  | 7   | 17  | 0  | 80    |

## 2016 INDIVIDUAL STATS

| Rushing         | g | att | gain | loss | net | avg   | td | lg | avg/g |
|-----------------|---|-----|------|------|-----|-------|----|----|-------|
| JOHNSON, Demetr | 2 | 25  | 80   | 14   | 66  | 2.6   | 0  | 18 | 33.0  |
| DODSON, Mark    | 1 | 4   | 16   | 0    | 16  | 4.0   | 0  | 12 | 16.0  |
| MCGRAW, Mareio  | 2 | 3   | 9    | 0    | 9   | 3.0   | 0  | 3  | 4.5   |
| HARTZ, Houston  | 1 | 1   | 6    | 0    | 6   | 6.0   | 0  | 6  | 6.0   |
| GAINEY, L.J.    | 2 | 2   | 3    | 0    | 3   | 1.5   | 0  | 2  | 1.5   |
| GORDON, Trae    | 2 | 2   | 2    | 0    | 2   | 1.0   | 0  | 2  | 1.0   |
| BIRSE, Cameron  | 1 | 1   | 0    | 4    | -4  | -4.0  | 0  | 0  | -4.0  |
| HUMPHRIES, KD   | 2 | 17  | 30   | 44   | -14 | -0.8  | 0  | 9  | -7.0  |
| TEAM            | 1 | 1   | 0    | 22   | -22 | -22.0 | 0  | 0  | -22.0 |
| Total           | 2 | 56  | 146  | 84   | 62  | 1.1   | 0  | 18 | 31.0  |
| Opponents       | 2 | 92  | 503  | 42   | 461 | 5.0   | 5  | 56 | 230.5 |

| Passing        | g | effic | comp  | p-att | in  | pct | yds  | td  | lg | avg/g |       |
|----------------|---|-------|-------|-------|-----|-----|------|-----|----|-------|-------|
| HUMPHRIES, KD  | 2 | 11    | 2.28  | 53    | -83 | -5  | 63.9 | 519 | 2  | 55    | 259.5 |
| BIRSE, Cameron | 1 | 1     | 17.07 | 2     | -3  | -0  | 66.7 | 18  | 0  | 13    | 18.0  |
| HARTZ, Houston | 1 | 4     | 9.60  | 1     | -1  | -0  | 100. | -6  | 0  | 0     | -6.0  |
| Total          | 2 | 11    | 11.73 | 56    | -87 | -5  | 64.4 | 531 | 2  | 55    | 265.5 |
| Opponents      | 2 | 16    | 1.86  | 37    | -61 | -1  | 60.7 | 523 | 6  | 68    | 261.5 |

| Receiving       | g | no. | yds | avg  | td | lg | avg/g |
|-----------------|---|-----|-----|------|----|----|-------|
| JOHNSON, Demetr | 2 | 12  | 103 | 8.6  | 0  | 23 | 51.5  |
| GANDY, Jordon   | 2 | 9   | 140 | 15.6 | 2  | 55 | 70.0  |
| GOLSON, Malik   | 2 | 7   | 55  | 7.9  | 0  | 30 | 27.5  |
| STULTS, Mitch   | 2 | 7   | 38  | 5.4  | 0  | 17 | 19.0  |
| BLACKBURN, Jess | 2 | 6   | 72  | 12.0 | 0  | 17 | 36.0  |
| GAINEY, L.J.    | 2 | 5   | 29  | 5.8  | 0  | 18 | 14.5  |
| MOSS, Jonathan  | 2 | 3   | 46  | 15.3 | 0  | 32 | 23.0  |
| GRAY, Tyre      | 2 | 3   | 20  | 6.7  | 0  | 8  | 10.0  |
| FEGGINS, Jensen | 2 | 2   | 29  | 14.5 | 0  | 17 | 14.5  |
| PERKINS, Rajai  | 2 | 1   | 5   | 5.0  | 0  | 5  | 2.5   |
| GORDON, Trae    | 2 | 1   | -6  | -6.0 | 0  | 0  | -3.0  |
| Total           | 2 | 56  | 531 | 9.5  | 2  | 55 | 265.5 |
| Opponents       | 2 | 37  | 523 | 14.1 | 6  | 68 | 261.5 |

| Punt Returns  | no. | yds | avg | td | lg |
|---------------|-----|-----|-----|----|----|
| GOLSON, Malik | 3   | 1   | 0.3 | 0  | 2  |
| Total         | 3   | 1   | 0.3 | 0  | 2  |
| Opponents     | 4   | 2   | 0.5 | 0  | 22 |

| Interceptions  | no. | yds | avg | td | lg |
|----------------|-----|-----|-----|----|----|
| WADE, D'Montre | 1   | 4   | 4.0 | 0  | 4  |
| Total          | 1   | 4   | 4.0 | 0  | 4  |
| Opponents      | 5   | 13  | 2.6 | 0  | 15 |

| Kick Returns    | no. | yds | avg  | td | lg |
|-----------------|-----|-----|------|----|----|
| GOLSON, Malik   | 2   | 33  | 16.5 | 0  | 20 |
| JOHNSON, Demetr | 1   | 23  | 23.0 | 0  | 23 |
| MCGRAW, Mareio  | 1   | 16  | 16.0 | 0  | 16 |
| WADE, D'Montre  | 1   | 19  | 19.0 | 0  | 19 |
| Total           | 5   | 91  | 18.2 | 0  | 23 |
| Opponents       | 4   | 87  | 21.8 | 0  | 41 |

| Fumble Returns | no. | yds | avg  | td | lg |
|----------------|-----|-----|------|----|----|
| BOONE, Dylan   | 1   | 20  | 20.0 | 0  | 20 |
| Total          | 1   | 20  | 20.0 | 0  | 20 |
| Opponents      | 0   | 0   | 0.0  | 0  | 0  |

## 2016 INDIVIDUAL SCORING & SPECIAL TEAMS STATS

| Scoring         | td | fg  | PAT  |      |     |      | dx | saf | pts |
|-----------------|----|-----|------|------|-----|------|----|-----|-----|
|                 |    |     | kick | rush | rcv | pass |    |     |     |
| MITCHELL, Conno | -  | 4-5 | 1-1  | -    | -   | -    | -  | -   | 13  |
| GANDY, Jordon   | 2  | -   | -    | -    | -   | -    | -  | -   | 12  |
| STULTS, Mitch   | -  | -   | -    | 0-1  | -   | -    | -  | -   | 0   |
| Total           | 2  | 4-5 | 1-1  | 0-1  | -   | -    | -  | -   | 25  |
| Opponents       | 11 | 1-3 | 9-10 | 1-1  | -   | -    | -  | -   | 80  |

| Total Offense   | g | plays | rush | pass | total | avg/g |
|-----------------|---|-------|------|------|-------|-------|
| HUMPHRIES, KD   | 2 | 100   | -14  | 519  | 505   | 252.5 |
| JOHNSON, Demetr | 2 | 25    | 66   | 0    | 66    | 33.0  |
| DODSON, Mark    | 1 | 4     | 16   | 0    | 16    | 16.0  |
| BIRSE, Cameron  | 1 | 4     | -4   | 18   | 14    | 14.0  |
| MCGRAW, Mareio  | 2 | 3     | 9    | 0    | 9     | 4.5   |
| GAINEY, L.J.    | 2 | 2     | 3    | 0    | 3     | 1.5   |
| GORDON, Trae    | 2 | 2     | 2    | 0    | 2     | 1.0   |
| HARTZ, Houston  | 1 | 2     | 6    | -6   | 0     | 0.0   |
| TEAM            | 1 | 1     | -22  | 0    | -22   | -22.0 |
| Total           | 2 | 143   | 62   | 531  | 593   | 296.5 |
| Opponents       | 2 | 153   | 461  | 523  | 984   | 492.0 |

| Field Goals     | fg  | pct. | 01-19 | 20-29 | 30-39 | 40-49 | 50-99 | lg | blk |
|-----------------|-----|------|-------|-------|-------|-------|-------|----|-----|
| MITCHELL, Conno | 4-5 | 80.0 | 0-0   | 0-0   | 4-4   | 0-0   | 0-1   | 37 | 0   |

| FG Sequence  | Murray St.     | Opponents |
|--------------|----------------|-----------|
| Illinois     | 50,(34)        | (48)      |
| Missouri St. | (31),(36),(37) | 42,36     |

Numbers in (parentheses) indicate field goal was made.

| Punting         | no. | yds | avg  | lg | tb | fc | i20 | 50+ | blk |
|-----------------|-----|-----|------|----|----|----|-----|-----|-----|
| STRATTON, Lando | 13  | 477 | 36.7 | 51 | 1  | 3  | 2   | 2   | 0   |
| Total           | 13  | 477 | 36.7 | 51 | 1  | 3  | 2   | 2   | 0   |
| Opponents       | 10  | 393 | 39.3 | 52 | 2  | 3  | 5   | 1   | 0   |

| Kickoffs        | no. | yds | avg  | tb | ob | retn | net yd | ln |
|-----------------|-----|-----|------|----|----|------|--------|----|
| MITCHELL, Conno | 7   | 372 | 53.1 | 2  | 1  |      |        |    |
| Total           | 7   | 372 | 53.1 | 2  | 1  | 21.8 | 33.6   | 31 |
| Opponents       | 13  | 779 | 59.9 | 5  | 1  | 18.2 | 43.3   | 21 |

# 2016 DEFENSIVE STATS

| #         | Defensive Leaders | gp | Tackles |     |     |         | Sacks  | Pass defense |      |     | Fumbles |    | blkd |     |
|-----------|-------------------|----|---------|-----|-----|---------|--------|--------------|------|-----|---------|----|------|-----|
|           |                   |    | ua      | a   | tot | tfl/yds |        | int-yds      | brup | qbh | rcv-yds | ff | kick | saf |
| 9         | CRITTENDON, Lamon | 2  | 6       | 14  | 20  | 4.0-11  | .      | .            | .    | .   | .       | .  | 1    | .   |
| 21        | WADE, Zachary     | 2  | 7       | 12  | 19  | .       | .      | .            | .    | .   | .       | .  | .    | .   |
| 22        | BOONE, Dylan      | 2  | 8       | 6   | 14  | 1.0-2   | .      | .            | .    | .   | 1-20    | .  | .    | .   |
| 4         | JACKSON, Jonathan | 2  | 7       | 7   | 14  | 2.0-11  | 2.0-11 | .            | .    | 1   | .       | .  | .    | .   |
| 13        | WILLIAMS, Quincy  | 2  | 4       | 9   | 13  | 1.0-1   | .      | .            | .    | 3   | .       | .  | .    | .   |
| 25        | PAIGE, Marico     | 2  | 3       | 7   | 10  | .       | .      | .            | .    | .   | .       | .  | .    | .   |
| 6         | SANFORD, Marquez  | 2  | 4       | 5   | 9   | .       | .      | .            | .    | .   | .       | .  | .    | .   |
| 31        | RODRIGUEZ, Sean   | 2  | 2       | 7   | 9   | .       | .      | .            | .    | .   | .       | .  | .    | .   |
| 24        | OMLI, Toby        | 2  | 4       | 4   | 8   | 1.0-8   | 1.0-8  | .            | .    | .   | .       | .  | .    | .   |
| 8         | SHIPLEY, Zach     | 2  | 1       | 5   | 6   | .       | .      | .            | .    | .   | .       | .  | .    | .   |
| 5         | WADE, D'Montre    | 2  | 3       | 3   | 6   | .       | .      | 1-4          | 3    | .   | .       | .  | .    | .   |
| 17        | FOSTER, Isaiah    | 2  | 1       | 5   | 6   | 0.5-0   | .      | .            | .    | .   | .       | .  | .    | .   |
| 54        | STAHL, Chris      | 2  | .       | 4   | 4   | .       | .      | .            | .    | 1   | .       | .  | .    | .   |
| 98        | TILLMAN, Korey    | 2  | .       | 4   | 4   | .       | .      | .            | .    | .   | .       | .  | .    | .   |
| 36        | WHITT, D'Vaughn   | 2  | 2       | 1   | 3   | 0.5-0   | .      | .            | .    | .   | .       | .  | .    | .   |
| 99        | JOHNSON, Rashad   | 2  | 2       | 1   | 3   | .       | .      | .            | .    | .   | .       | .  | .    | .   |
| 94        | OWENS, Silas      | 2  | .       | 2   | 2   | .       | .      | .            | .    | .   | .       | .  | .    | .   |
| 90        | NALLS, Dee        | 2  | 1       | 1   | 2   | .       | .      | .            | .    | .   | .       | .  | .    | .   |
| 45        | SHAW, Derrick     | 2  | 1       | 1   | 2   | .       | .      | .            | .    | .   | .       | .  | .    | .   |
| 32        | ELRINGTON, Zuri   | 2  | 1       | 1   | 2   | .       | .      | .            | .    | 1   | .       | .  | .    | .   |
| 27        | WILLARD, Greg     | 2  | 2       | .   | 2   | .       | .      | .            | .    | .   | .       | .  | .    | .   |
| 95        | QUINN, Troy-Wayne | 2  | .       | 1   | 1   | .       | .      | .            | .    | 2   | .       | .  | .    | .   |
| 71        | BANKS, Noah       | 2  | 1       | .   | 1   | .       | .      | .            | .    | .   | .       | .  | .    | .   |
| 39        | DAVIS, Andre      | 1  | .       | 1   | 1   | .       | .      | .            | .    | .   | .       | .  | .    | .   |
| 47        | ADAMS, Robert     | 2  | .       | 1   | 1   | .       | .      | .            | .    | .   | .       | .  | .    | .   |
| 34        | WALTON, Nigel     | 2  | .       | 1   | 1   | .       | .      | .            | .    | .   | .       | .  | .    | .   |
| 20        | MCGRAW, Mareio    | 2  | 1       | .   | 1   | .       | .      | .            | .    | .   | .       | .  | .    | .   |
| 1         | GOLSON, Malik     | 2  | 1       | .   | 1   | .       | .      | .            | .    | .   | .       | 1  | .    | .   |
| 41        | MITCHELL, Connor  | 2  | 1       | .   | 1   | .       | .      | .            | .    | .   | .       | .  | .    | .   |
| 26        | JOHNSON, Demetric | 2  | 1       | .   | 1   | .       | .      | .            | .    | .   | .       | .  | .    | .   |
| Total     |                   | 2  | 64      | 103 | 167 | 10-33   | 3-19   | 1-4          | 3    | 8   | 1-20    | 1  | 1    | .   |
| Opponents |                   | 2  | 75      | 72  | 147 | 19-92   | 8-47   | 5-13         | 5    | 6   | 2-0     | 1  | .    | .   |

# 2016 MURRAY STATE BOX SCORES



**Quickie Statistics (Final)**  
Murray St. vs Illinois (Sep 03, 2016 at Champaign, Ill.)



**Quickie Statistics (Final)**  
Missouri St. vs Murray St. (Sep 10, 2016 at Murray, Ky.)



|                                  | MUR     | ILL     |
|----------------------------------|---------|---------|
| Score                            | 3       | 52      |
| <b>FIRST DOWNS</b>               | 13      | 21      |
| <b>RUSHES-YARDS (NET)</b>        | 26-10   | 40-287  |
| <b>PASSING YDS (NET)</b>         | 175     | 228     |
| Passes Att-Comp-Int              | 35-21-2 | 24-16-0 |
| <b>TOTAL OFFENSE PLAYS-YARDS</b> | 61-165  | 64-515  |
| Fumble Returns-Yards             | 0-0     | 0-0     |
| Punt Returns-Yards               | 1--1    | 3-20    |
| Kickoff Returns-Yards            | 4-68    | 1-8     |
| Interception Returns-Yards       | 0-0     | 2--2    |
| Punts (Number-Avg)               | 7-42.4  | 4-43.0  |
| Fumbles-Lost                     | 1-1     | 1-0     |
| Penalties-Yards                  | 4-29    | 7-55    |
| Possession Time                  | 26:32   | 33:28   |
| Third-Down Conversions           | 4 of 16 | 6 of 12 |
| Fourth-Down Conversions          | 0 of 0  | 1 of 1  |
| Red-Zone Scores-Chances          | 1-1     | 3-4     |

## Murray St.

| Rushing        | No. | Gain | Loss | Net | TD | Lg | Avg |
|----------------|-----|------|------|-----|----|----|-----|
| DODSON, Mark   | 4   | 16   | 0    | 16  | 0  | 12 | 4.0 |
| MCGRAW, Mareio | 2   | 6    | 0    | 6   | 0  | 3  | 3.0 |
| HARTZ, Houston | 1   | 6    | 0    | 6   | 0  | 6  | 6.0 |
| GORDON, Trae   | 2   | 2    | 0    | 2   | 0  | 2  | 1.0 |

| Passing        | C-A-I   | Yds | TD | Long | Sack |
|----------------|---------|-----|----|------|------|
| HUMPHRIES, KD  | 18-31-2 | 163 | 0  | 30   | 5    |
| BIRSE, Cameron | 2-3-0   | 18  | 0  | 13   | 1    |

| Receiving        | No. | Yards | TD | Long |
|------------------|-----|-------|----|------|
| JOHNSON, Demetri | 5   | 26    | 0  | 15   |
| BLACKBURN, Jess  | 4   | 48    | 0  | 17   |
| STULTS, Mitch    | 3   | 12    | 0  | 13   |
| GANDY, Jordan    | 2   | 36    | 0  | 29   |

| Punting         | No. | Yds | Avg  | Long | In20 | TB |
|-----------------|-----|-----|------|------|------|----|
| STRATTON, Lando | 7   | 297 | 42.4 | 51   | 1    | 1  |

| Punt Returns  | No. | Yards | TD | Long |
|---------------|-----|-------|----|------|
| GOLSON, Malik | 1   | -1    | 0  | 0    |

| Kick Returns   | No. | Yards | TD | Long |
|----------------|-----|-------|----|------|
| GOLSON, Malik  | 2   | 33    | 0  | 20   |
| MCGRAW, Mareio | 1   | 16    | 0  | 16   |

| Tackles         | UA-A | Total | Sacks | TFL |
|-----------------|------|-------|-------|-----|
| CRITTENDON, La  | 2-6  | 8     | 0.0   | 1.0 |
| BOONE, Dylan    | 5-2  | 7     | 0.0   | 0.0 |
| WILLIAMS, Quinc | 0-7  | 7     | 0.0   | 0.0 |
| WADE, Zachary   | 2-4  | 6     | 0.0   | 0.0 |

## Illinois

| Rushing          | No. | Gain | Loss | Net | TD | Lg | Avg  |
|------------------|-----|------|------|-----|----|----|------|
| Foster, K.       | 4   | 118  | 0    | 118 | 2  | 56 | 29.5 |
| Corbin, Reggie   | 7   | 71   | 0    | 71  | 1  | 32 | 10.1 |
| Vaughn, Ke'Shawn | 17  | 55   | 6    | 49  | 1  | 13 | 2.9  |
| Nation, Tre      | 8   | 47   | 0    | 47  | 0  | 17 | 5.9  |

| Passing        | C-A-I   | Yds | TD | Long | Sack |
|----------------|---------|-----|----|------|------|
| Lunt, Wes      | 15-21-0 | 226 | 3  | 68   | 2    |
| Crouch, Chayce | 1-3-0   | 2   | 0  | 2    | 0    |

| Receiving     | No. | Yards | TD | Long |
|---------------|-----|-------|----|------|
| Turner, Malik | 3   | 83    | 2  | 68   |
| Cain, Desmond | 2   | 37    | 1  | 30   |
| Mays, Sam     | 2   | 27    | 0  | 19   |
| Rearms, Caleb | 2   | 9     | 0  | 5    |

| Punting     | No. | Yds | Avg  | Long | In20 | TB |
|-------------|-----|-----|------|------|------|----|
| Frain, Ryan | 4   | 172 | 43.0 | 52   | 2    | 1  |

| Punt Returns   | No. | Yards | TD | Long |
|----------------|-----|-------|----|------|
| Mosely, Darius | 3   | 20    | 0  | 22   |

| Kick Returns | No. | Yards | TD | Long |
|--------------|-----|-------|----|------|
| Day, Caleb   | 1   | 8     | 0  | 8    |

| Tackles          | UA-A | Total | Sacks | TFL |
|------------------|------|-------|-------|-----|
| Nickerson, Hardy | 8-3  | 11    | 1.0   | 1.0 |
| Crawford, James  | 3-4  | 7     | 0.0   | 0.0 |
| Jones, Julian    | 3-3  | 6     | 0.0   | 1.0 |
| Phillips, C.     | 4-0  | 4     | 1.0   | 3.0 |

| Qtr | Time  | Scoring Play  | V-H    |
|-----|-------|---|--------|
| 1st | 10:09 | ILL - Turner, Malik 5 yd pass from Lunt, Wes (McLaughlin, C. kick), 8-37 4:14   | 0 - 7  |
|     | 07:47 | ILL - Turner, Malik 68 yd pass from Lunt, Wes (McLaughlin, C. kick), 1-68 0:12  | 0 - 14 |
| 2nd | 09:36 | ILL - Vaughn, Ke'Shawn 2 yd run (McLaughlin, C. kick), 4-39 1:58                | 0 - 21 |
|     | 04:26 | ILL - Foster, K. 56 yd run (McLaughlin, C. kick), 4-68 2:00                     | 0 - 28 |
|     | 00:26 | MUR - MITCHELL, Connor 34 yd field goal, 10-64 3:38                             | 3 - 28 |
|     | 00:26 | ILL - Foster, K. 56 yd run (McLaughlin, C. kick), 3-65 0:22                     | 3 - 35 |
| 3rd | 05:51 | ILL - Cain, Desmond 30 yd pass from Lunt, Wes (McLaughlin, C. kick), 11-80 5:22 | 3 - 42 |
| 4th | 14:13 | ILL - Corbin, Reggie 1 yd run (McLaughlin, C. kick), 8-75 4:16                  | 3 - 49 |
|     | 08:44 | ILL - McLaughlin, C. 48 yd field goal, 7-35 4:00                                | 3 - 52 |

|                                  | MSU     | MUR     |
|----------------------------------|---------|---------|
| Score                            | 28      | 22      |
| <b>FIRST DOWNS</b>               | 23      | 21      |
| <b>RUSHES-YARDS (NET)</b>        | 52-174  | 30-72   |
| <b>PASSING YDS (NET)</b>         | 295     | 356     |
| Passes Att-Comp-Int              | 37-21-1 | 52-35-3 |
| <b>TOTAL OFFENSE PLAYS-YARDS</b> | 89-469  | 82-428  |
| Fumble Returns-Yards             | 0-0     | 1-20    |
| Punt Returns-Yards               | 1--18   | 2-2     |
| Kickoff Returns-Yards            | 3-79    | 1-23    |
| Interception Returns-Yards       | 3-15    | 1-4     |
| Punts (Number-Avg)               | 6-36.8  | 6-30.0  |
| Fumbles-Lost                     | 2-1     | 1-1     |
| Penalties-Yards                  | 12-130  | 9-75    |
| Possession Time                  | 34:43   | 25:17   |
| Third-Down Conversions           | 8 of 20 | 9 of 21 |
| Fourth-Down Conversions          | 1 of 3  | 0 of 1  |
| Red-Zone Scores-Chances          | 2-4     | 4-5     |

## Missouri St.

| Rushing         | No. | Gain | Loss | Net | TD | Lg | Avg  |
|-----------------|-----|------|------|-----|----|----|------|
| Calan Crowder   | 19  | 99   | 2    | 97  | 1  | 22 | 5.1  |
| Jason Randall   | 17  | 39   | 2    | 37  | 0  | 7  | 2.2  |
| Brendan Withrow | 1   | 13   | 0    | 13  | 0  | 13 | 13.0 |
| Deion Holliman  | 1   | 12   | 0    | 12  | 0  | 12 | 12.0 |

| Passing       | C-A-I   | Yds | TD | Long | Sack |
|---------------|---------|-----|----|------|------|
| Breck Ruddick | 21-37-1 | 295 | 3  | 46   | 1    |

| Receiving      | No. | Yards | TD | Long |
|----------------|-----|-------|----|------|
| Deion Holliman | 5   | 66    | 0  | 20   |
| Malik Earl     | 4   | 98    | 0  | 46   |
| Zac Hoover     | 2   | 53    | 1  | 39   |
| Erik Furmanek  | 2   | 15    | 0  | 9    |

| Punting         | No. | Yds | Avg  | Long | In20 | TB |
|-----------------|-----|-----|------|------|------|----|
| Zach Drake      | 3   | 96  | 32.0 | 37   | 3    | 0  |
| Brendan Withrow | 3   | 125 | 41.7 | 47   | 0    | 1  |

| Punt Returns   | No. | Yards | TD | Long |
|----------------|-----|-------|----|------|
| Deion Holliman | 1   | -18   | 0  | 0    |

| Kick Returns   | No. | Yards | TD | Long |
|----------------|-----|-------|----|------|
| Deion Holliman | 3   | 79    | 0  | 41   |

| Tackles          | UA-A | Total | Sacks | TFL |
|------------------|------|-------|-------|-----|
| Dylan Cole       | 9-5  | 14    | 0.0   | 0.5 |
| McNiece Egbim    | 5-7  | 12    | 0.5   | 1.0 |
| Cameron Price    | 6-0  | 6     | 0.0   | 1.0 |
| Anthony Upchurch | 4-2  | 6     | 0.0   | 1.0 |

## Murray St.

| Rushing           | No. | Gain | Loss | Net | TD | Lg | Avg  |
|-------------------|-----|------|------|-----|----|----|------|
| JOHNSON, Demetric | 19  | 77   | 9    | 68  | 0  | 18 | 3.6  |
| GAINEY, L.J.      | 2   | 3    | 0    | 3   | 0  | 2  | 1.5  |
| MCGRAW, Mareio    | 1   | 3    | 0    | 3   | 0  | 3  | 3.0  |
| HUMPHRIES, KD     | 8   | 17   | 19   | -2  | 0  | 9  | -0.2 |

| Passing       | C-A-I   | Yds | TD | Long | Sack |
|---------------|---------|-----|----|------|------|
| HUMPHRIES, KD | 35-52-3 | 356 | 2  | 55   | 2    |

| Receiving         | No. | Yards | TD | Long |
|-------------------|-----|-------|----|------|
| GANDY, Jordan     | 7   | 104   | 2  | 55   |
| JOHNSON, Demetric | 7   | 77    | 0  | 23   |
| GOLSON, Malik     | 5   | 21    | 0  | 9    |
| GAINEY, L.J.      | 4   | 34    | 0  | 18   |

| Punting         | No. | Yds | Avg  | Long | In20 | TB |
|-----------------|-----|-----|------|------|------|----|
| STRATTON, Lando | 6   | 180 | 30.0 | 40   | 1    | 0  |

| Punt Returns  | No. | Yards | TD | Long |
|---------------|-----|-------|----|------|
| GOLSON, Malik | 2   | 2     | 0  | 2    |

| Kick Returns   | No. | Yards | TD | Long |
|----------------|-----|-------|----|------|
| JOHNSON, Demet | 1   | 23    | 0  | 23   |

| Tackles          | UA-A | Total | Sacks | TFL |
|------------------|------|-------|-------|-----|
| WADE, Zachary    | 5-8  | 13    | 0.0   | 0.0 |
| CRITTENDON, La   | 4-8  | 12    | 0.0   | 3.0 |
| JACKSON, Jonatha | 5-4  | 9     | 0.0   | 0.0 |
| PAIGE, Marico    | 3-5  | 8     | 0.0   | 0.0 |

| Qtr | Time  | Scoring Play  | V-H     |
|-----|-------|---|---------|
| 1st | 11:58 | MSU - Zac Hoover 39 yd pass from Breck Ruddick (Zach Drake kick), 4-55 1:20             | 7 - 0   |
|     | 01:50 | MUR - MITCHELL, Connor 31 yd field goal, 7-36 2:22                                      | 7 - 3   |
| 2nd | 06:35 | MSU - Jason Randall 25 yd pass from Breck Ruddick (Zach Drake kick failed), 5-54 2:15   | 13 - 3  |
|     | 05:43 | MUR - GANDY, Jordan 55 yd pass from HUMPHRIES, KD (MITCHELL, Connor kick), 4-74 0:52    | 13 - 10 |
|     | 03:15 | MSU - Adam St. Peter 8 yd pass from Breck Ruddick (Jared Beshore rush), 7-75 2:28       | 21 - 10 |
|     | 00:31 | MUR - MITCHELL, Connor 36 yd field goal, 11-50 2:43                                     | 21 - 13 |
| 3rd | 01:46 | MUR - GANDY, Jordan 1 yd pass from HUMPHRIES, KD (STULTS, Mitch rush failed), 9-66 2:42 | 21 - 19 |
| 4th | 06:25 | MSU - Calan Crowder 16 yd run (Zach Drake kick), 9-85 4:10                              | 28 - 19 |
|     | 01:29 | MUR - MITCHELL, Connor 37 yd field goal, 11-70 1:48                                     | 28 - 22 |