

2016 MURRAY STATE ROSTER

No.	Player
1.....	Malik Golson
2.....	KD Humphries
3.....	L.J. Gainey
4.....	Jonathan Jackson
5.....	D'Montre Wade
6.....	Marquez Sanford
7.....	Mark Dodson
8.....	Zach Shipley
9.....	Nate Embry
9.....	Lamont Crittendon
12.....	Mitch Stults
13.....	Quincy Williams
13.....	Brendan Bognar
14.....	Cameron Birse
15.....	Tyre Gray
16.....	Jordon Gandy
17.....	Isaiah Foster
18.....	Eli Oltean
19.....	Houston Hartz
20.....	Mareio McGraw
21.....	Zachary Wade
22.....	Dylan Boone
23.....	Marcus Meredith
24.....	Toby Omli
25.....	Marico Paige
26.....	Demetric Johnson
27.....	Greg Willard
28.....	Nick Collins
29.....	Sean Moore
30.....	Trae Gordon
30.....	Tyler Gray
31.....	Sean Rodriguez
32.....	Zuri Elrington
33.....	Ethon Felton
34.....	Nigel Walton
35.....	Drew Rutland
36.....	D'Vaughn Whitt
37.....	Landon Stratton
38.....	James Sappington
39.....	Andre Davis
40.....	Wes Drewery
41.....	Connor Mitchell
42.....	Jordan Tyler
43.....	John Welsh
44.....	Josh Malone
45.....	Derrick Shaw
46.....	Ernest Kenty
46.....	Silas Owens
47.....	Robert Adams
48.....	Drake VanHooser
49.....	Chase Boling
50.....	Ryan Rainey
53.....	Nolan Nichols
54.....	Chris Stahl
55.....	Drew Marshall
58.....	Kwan Stallworth
59.....	Austin Hogancamp
60.....	Brant Newman
61.....	Dante Darcus
62.....	Nate Wilkinson
66.....	Tony Mays II
68.....	Leighton Colby
69.....	Chris White
70.....	Jace Bragg
71.....	Noah Banks
73.....	Micaheal Magochy
74.....	Steven Clemmons
75.....	Cam Carter
77.....	Ingram Tillard
78.....	Joe Irby
79.....	Keenan Lautner
80.....	Sterling Taylor
81.....	Caleb Sheffer
82.....	Sylvaughn Turner
84.....	Rajai Perkins
85.....	Jesse Blackburn
86.....	Jensen Feggins
87.....	Hector Garcia
89.....	Jonathan Moss
90.....	Dee Nalls
91.....	Bishop Woods
92.....	Quindarius Coles
93.....	Wyatt Dawson
95.....	Troy-Wayne Quinn
96.....	Griffin Martin
97.....	Ryan Duvall
98.....	Korey Tillman
99.....	Rashad Johnson

MURRAY STATE RACERS VS. #25 TENNESSEE ST. TIGERS



2-5 (2-2 OVC)

Murray, Ky.; Roy Stewart Stadium

Saturday, Oct. 29, 2016; 3 p.m.

Web Stream: OVCDN

Live Audio: Froggy 103.7 FM

(PxP - Neal Bradley; Color - Josh McKeel)



5-2 (2-1 OVC)

MURRAY STATE PROBABLE STARTERS

OFFENSE

QB	2	KD Humphries
F	20	Mareio McGraw
X	16	Jordon Gandy
H	86	Jense Feggins
Y	85	Jesse Blackburn
Z	89	Jonathan Moss
LT	78	Joe Irby
LG	58	Kwan Stallworth
C	51	Ryan Rainey
RG	69	Chris White
RT	71	Noah Banks

DEFENSE

STUD	32	Zuri Elrington
DT	91	Bishop Woods
NOSE	99	Rashad Johnson
END	46	Silas Owens
MIKE	45	Derrick Shaw
WILL	31	Sean Rodriguez
SLASH	21	Zachary Wade
FS	24	Toby Omli
JACK	17	Isaiah Foster
CB	5	D'Montre Wade
CB	34	Nigel Walton

2016 OVC STANDINGS

Team	OVC	Overall
#2 Jacksonville St.	3-0	6-1
UT Martin	3-1	4-4
#25 Tennessee St.	2-1	5-2
#23 Eastern Ill.	3-2	5-3
Tennessee Tech	3-3	3-5
Southeast Mo.	2-2	2-5
Murray St.	2-2	2-5
Eastern Ky.	1-3	2-5
Austin Peay	0-5	0-7

Standings as of Oct. 22

2016 SCHEDULE

Date	Opponent	Time/Result	Location
Sep. 3	Illinois	L 3-52	Champaign, Ill.
Sep. 10	MISSOURI ST.%	L 22-28	Stewart Stadium
Sep. 17	Southern Illinois	L 17-50	Carbondale, Ill.
Sep. 24	SOUTHEAST MISSOURI*^	L 16-17	Stewart Stadium
Oct. 1	Austin Peay*	W 45-17	Clarksville, Tenn.
Oct. 15	UT MARTIN*	L 31-38	Stewart Stadium
Oct. 22	Eastern illinois*	W 40-38	Charleston, Ill.
Oct. 29	TENNESSEE STATE*&	3 p.m.	Stewart Stadium
Nov. 5	Eastern Kentucky*	TBA	Richmond, Ky.
Nov. 12	JACKSONVILLE STATE*	1 p.m.	Stewart Stadium
Nov. 19	Tennessee Tech*	1:30 p.m.	Cookeville, Tenn.
Nov. 26	FCS Playoffs - 1st Rd.	TBA	TBD

Home Games In ALL CAPS *OVC Contest %Senior Night

^Family Weekend &Homecoming

2016 RECORD BREAKDOWN

	Record	Home	Away	OT
Overall	2-5	0-3	2-2	0-0
OVC	2-2	0-2	2-0	0-0

SEASON STREAKS

Overall: Won 1 Home: Lost 3 Away: Won 2 OT: ---

OVERALL STREAKS

Overall: Won 1 Home: Lost 5 Away: Won 2 OT: Lost 1

WEEKLY SCHEDULE

SUNDAY - 23	MONDAY - 24	TUESDAY - 25	WEDNESDAY - 26	THURSDAY - 27	FRIDAY - 28	SATURDAY - 29
No Practice	No Practice	Practice 3:55 p.m.	Practice 3:55 p.m.	Practice 3:55 p.m.	Practice TBA	Tennessee St. Murray, Ky. 3 p.m.
No availability	Stewart & Players Press Conference 12 p.m.	Stewart & Players Available By Request	Stewart & Players Available After Practice	Coach Stewart Available By Request	No availability	Players & Coaches Available Post-Game

UNIVERSITY FACTS

Nickname: Racers
Location: Murray, Ky.
Established: 1922
Enrollment: 10,998
Conference/Affiliation: Ohio Valley/NCAA Division I - FCS
Colors: Navy & Gold (PMS 289 & 123)
President: Dr. Robert O. Davies
Director of Athletics: Allen Ward

FOOTBALL INFORMATION

Offensive Formation: Spread
Defensive Formation: 4-2-5
2015 Overall Record: 3-8
2015 OVC Record/Standing: 2-7/7th
Offensive Starters Returning/Lost: 6/5
Defensive Starters Returning/Lost: 6/5
First Varsity Season: 1924
Seasons/Winning Seasons: 86/47
Overall Record: 473-422-36 (.527)
OVC Record: 220-235-9 (.484)
OVC Titles: 8 (1948, 1950, 1951, 1979, 1986, 1995, 1996, 2002)
NCAA Appearances: 5 (1979, 1986, 1995, 1996, 2002)

STADIUM INFORMATION

Stadium Name (First Year): Stewart Stadium (1973)
Playing Surface (Installed): FieldTurf (2015)
Capacity: 16,800
Largest Crowd: 16,600 (Oct. 31, 1981 vs. Eastern Ky.)
Record at Stewart Stadium: 153-82-2 (.650)

COACHING STAFF

Head Coach: Mitch Stewart (Valdosta St. '05)
Overall Record: 5-13 (.387)/2nd Season
Record at MSU: Same
Def.Coordinator/AHC/Safeties: Chris Boone (Southern Miss. '97)
Linebackers/Special Teams: Jake Johnson (Eastern Ky. '02)
Offensive Line/Run Game Coord.: Gordon Steele (Valdosta St. '10)
Wide Receiver: Casey Brockman (Murray St. '13)
Run Backs/Co-Run Game Coord.: Sean Dawkins (Troy '07)
Defensive Line: Kevin Park (Baylor '13)
Cornerbacks: Corico Wright (Clemson '12)
Dir. of Recruiting & Player Personnel: Steve Adams (Murray St. '13)
Strength & Conditioning: Craig Swieton (Springfield '03)
Defensive QC: Carson Hunter (Memphis '12)
Offensive QC: Drew Burnham
Special Teams QC: Garrett Schwettman (Western Ky. '16)
Defensive GA: Nick Knight (Kentucky Wesleyan '11)
Offensive GA: Harris Bivin (Murray St. '14)

DAILY MEDIA AVAILABILITY

Monday: **Mitch Stewart** and select players will be available at the media luncheon at 12 p.m. at the Racer Room inside Stewart Stadium.

Tuesday: Head Coach **Mitch Stewart**, assistant coaches and players will be available by appointment only.

Wednesday: Head Coach **Mitch Stewart**, assistant coaches and players will be available at the conclusion of practice.

Thursday: Head Coach **Mitch Stewart** will be available by appointment only before practice.

Friday and Sunday: No Availability.

Saturday: Post-game availability only. Members of the MSU Athletics Media Relations staff will escort media representatives to the appropriate areas following the conclusion of the game. The Murray State locker room, home and away, is closed to the media at all times.

Head Coach **Mitch Stewart** and selected Racer players will be brought to the designated interview area. At home games, that area is the Racer Room, located in Stewart Stadium (first floor).

At the midway point of the fourth quarter, interview requests will be collected.

For games in Murray, the opposing head coach will meet with the media inside the opponent interview room. A representative from the MSU Media Relations Office will be on hand to assist the media in finding this area. Interviews with the head coach and players from the visiting team will be based on the post-game policy of that institution.

PRACTICE PROCEDURES

Covering Practice: Practices are generally open to the media and public. Head coach Mitch Stewart reserves the right to close practice at any time.

Note: Player or coach interviews must not conflict with classes, meetings, training room treatments or other team obligations.

OVC COACHES TELECONFERENCE

During the regular season a weekly teleconference featuring the league's nine head coaches will be held every Tuesday morning at 9:55 a.m. CT, with MSU head coach Mitch Stewart speaking at 10:00 a.m. The first teleconference will take place on Tuesday, Aug. 30. For information on how to access the call, please contact Kyle Schwartz in the OVC Office at (615) 371-1698 or kschwartz@ovc.org.

UPCOMING SCHEDULE

DATE	OPPONENT	SITE	TIME	WEB/TV	RADIO
Nov. 5	Eastern Ky.	Roy Kidd Stadium; Richmond, Ky.	TBA	OVCDN	103.7 FM
Nov. 11	Jacksonville St.	Roy Stewart Stadium; Murray, Ky.	1 p.m.	OVCDN	103.7 FM
Nov. 17	Tennessee Tech	Tucker Stadium; Cookeville, Tenn.	1:30 p.m.	OVCDN	103.7 FM

LAST TIME OUT

at #15 Eastern Illinois (W 40-38)
Oct. 22 at O'Brien Field

CHARLESTON, III. - Senior kicker Connor Mitchell kicked six field goals, the defense forced six turnovers and the offense had its highest rushing output of the season, as the Murray State football team overcame an 18-point deficit to knock off 15th-ranked Eastern Illinois, 40-38, Saturday at O'Brien Field in Charleston. Down nine points in the fourth quarter, KD Humphries found Jesse Blackburn who went 87 yards to pull MSU within two, at 31-29, with just over 14 minutes to go. Two EIU turnovers later, Mareio McGraw broke off a 77-yard run to put MSU on top for the first time in the game, 35-31. On the two-point attempt, Mitch Stults found Blackburn in the end zone to extend the Racer lead to 37-31, on a play that would later prove crucial for MSU. With 2:31 to play, Connor Mitchell made his sixth field goal of the afternoon, from 29-yards out, to give MSU a nine point lead. However, EIU answered on the next drive by going 66 yards on 10 plays in just over a minute to cut the lead to 40-38 with under a minute to play. On the ensuing onside kick, after seemingly minutes of bouncing around and touches by both teams, the Racers finally recovered the ball, sealing their first win over a ranked team since 2014. Murray State finished the game with 236 yards rushing and 299 yards passing for 535 total yards. The Racers were also a perfect 6-for-6 inside the red zone on the day with five field goals and a touchdown.

SATURDAY'S OPPONENT:


vs. #25 Tennessee State Tigers **Oct. 29, 2016** **3 p.m.** **Roy Stewart Stadium**

SERIES HISTORY: After a thrilling, 46-43, overtime win over Tennessee State last season at Hale Stadium, Murray State regained the all-time series lead and holds a 14-13 advantage over the Tigers. In Murray, the Racers also lead the all-time series, 8-6, after TSU snapped a four-game home win streak by Murray State in their last trip to Roy Stewart with a 48-33 win in 2014. This will be the last meeting between the two teams until 2018, again in Murray, as MSU and TSU will not play each other in 2017.

SCOUTING THE TIGERS: No. 25 Tennessee State hung tough with Vanderbilt Saturday, but could not pull the upset, losing 35-15 in Nashville. The Tigers will enter Saturday's game in Murray at 5-2 overall and 2-1 in the OVC. Patrick Smith finished the game with 170 yards and two touchdowns including a 93-yard catch in the first quarter, which is currently the second-longest in the FCS this season. Smith currently leads his team and is second in the OVC in total yards with 622 for 89.9 per game and eight touchdowns. After an early season injury to starter O'Shay Ackerman-Carter, Ronald Butler has assumed QB1 duties for the Tigers and as excelled in the role. Butler is 75-for-127 this year for 1110 yards, nine touchdowns and only four interceptions. The perennially stout TSU defense is being led this season by Chris Collins. Through seven games Collins has a team-high 54 tackles, 43 of which were solo, 7.5 tackle-for-loss totaling 25 yards, 1.5 sacks for 12 yards of loss, 2 interceptions with 11 yards of return, four pass breakups, two quarterback hurries and a forced fumble. Ebenezer Ogundeko has also been a defensive stalwart for the Tigers this season with 32 tackles, 20 solo, a team-high 9.5 tackles-for-loss totaling 57 yards, 5.5 sacks for 33 yards of loss, one pass breakup, four quarterback hurries, a fumble recovery, a forced fumble and blocked kick. As a team, TSU allows 25.4 points per game, while scoring 33.6. Leaning slightly towards the run, the Tigers are averaging 153.6 yards per game on an average of 35.3 carries per game, while tallying 244.0 yards in the air on 26.4 attempts.

MURRAY STATE VS. TENNESSEE STATE

RACERS - 14 WINS, TIGERS - 13 WINS

	Tennessee State Quick Facts Founded: 1912 Location: Nashville, Tenn. Colors: Reflex Blue & White Enrollment: 9,165 Conference: Ohio Valley		Field: Hale Stadium/Nissan Stadium 2015 Rec.: 4-6 (1-6, 8th OVC) Postseason: None Basic Offense: Spread/Pro-Style Basic Defense: 4-3	Starters Returning/Lost: 14/11 Head Coach: Rod Reed Alma Mater: Tennessee St '88 Overall Record (season): 41-35 (7th) TSU Record (season): Same
	Last 3 vs. TSU: 2015 @TSU W 46-43 OT 2014 @MSU L 14-45 2013 @TSU L 10-17	Current Streaks vs. TSU: Overall: W1 Home: L1 Away: W1	All-Time vs. TSU: Home: 8-6 Away: 5-7 Neutral: 1-0	MSU-TSU Series Misc.: First Meeting: 1988 @MSU W 22-7 Largest MSU Win: 1996 @MSU W 50-14 Largest TSU Win: 2014 @MSU L 14-45

2016 MURRAY STATE ROSTER - NUMERICAL

No.	Player	Pos.	Ht.	Wt.	Yr.	Hometown (Previous School)
1	Malik Golson	WR	5-9	180	R-Sr.	San Diego, Calif. (Delaware St.)
2	KD Humphries	QB	6-3	225	R-Sr.	Montgomery, Ala. (Jefferson Davis HS)
3	L.J. Gainey	WR	5-11	211	Jr.	Snellville, Ga. (Fullerton Col.)
4	Jonathan Jackson	LB	5-11	211	Sr.	Mayfield, Ky. (Mayfield HS)
5	D'Montre Wade	DB	6-0	192	R-Jr.	Columbia, Tenn. (Brentwood Academy)
6	Marquez Sanford	DB	5-11	170	So.	Macon, Ga. (Westside HS)
7	Mark Dodson	RB	5-10	198	R-Jr.	Memphis, Tenn. (Ole Miss)
8	Zach Shipley	DB	5-10	178	R-Jr.	Shelbyville, Ky. (Shelby County HS)
8	Nate Embry	QB	6-4	220	Fr.	Madisonville, Ky. (North Hopkins HS)
9	Lamont Crittendon	LB	5-10	235	R-Jr.	Decatur, Ala. (Austin HS)
12	Mitch Stults	WR	5-9	175	Sr.	Hamilton, Ala. (Hamilton HS)
13	Brendan Bognar	QB	6-6	225	R-Fr.	St. Louis, Mo. (Lindenwood [MO])
13	Quincy Williams	LB	6-0	215	R-So.	Birmingham, Ala. (Wenonah HS)
14	Cameron Birse	QB	6-2	235	R-Jr.	Danville, Calif. (Arkansas St.)
15	Tyre Gray	WR	5-10	170	Fr.	Alexander, Ala. (Benjamin Russell HS)
16	Jordon Gandy	WR	6-4	210	Jr.	Athens, Ala. (East Limestone HS)
17	Isaiah Foster	DB	6-2	175	Jr.	Pacoima, Calif. (College of the Canyons)
18	Eli Oltean	QB	6-2	190	Fr.	St. Joseph, Ill. (St. Joseph-Ogden HS)
19	Houston Hartz	QB	6-2	195	R-So.	Owensboro, Ky. (Owensboro Catholic HS)
20	Mareio McGraw	RB	6-0	180	Fr.	Nashville, Tenn. (Overton HS)
21	Zachary Wade	DB	5-11	215	R-Jr.	Newport Beach, Calif. (Saddleback CC)
22	Dylan Boone	DB	5-11	193	Jr.	Murray, Ky. (Murray HS)
23	Marcus Meredith	DB	5-11	190	R-Jr.	San Clemente, Calif. (Saddleback CC)
24	Toby Omli	DB	6-0	200	Sr.	Brookeville, Kan. (Butler CC)
25	Marico Paige	LB	6-1	220	Jr.	Wesson, Miss. (Copiah-Lincoln CC)
26	Demetric Johnson	RB	6-0	185	R-Jr.	South Pittsburg, Tenn. (South Pittsburg HS)
27	Greg Willard	DB	5-9	170	Jr.	Decatur, Ala. (Austin HS)
28	Nick Collins	WR	5-7	185	Fr.	Columbia, Mo. (Rock Bridge HS)
29	Sean Moore	DB	5-10	170	Fr.	Davie, Fla. (Western HS)
30	Trae Gordon	RB	5-9	185	So.	Louisville, Ky. (duPont Manual HS)
30	Tyler Gray	DB	5-11	155	Fr.	Columbia, Mo. (Battle HS)
31	Sean Rodriguez	LB	6-0	210	Jr.	Nickerson, Kan. (Butler CC)
32	Zuri Elrington	DL	6-3	240	Sr.	Los Angeles, Calif. (West Los Angeles)
33	Ethon Felton	RB	6-0	217	R-So.	Muscle Shoals, Ala. (Muscle Shoals HS)
34	Nigel Walton	DB	6-0	170	Fr.	Atlanta, Ga. (Carver HS)
35	Drew Rutland	WR	6-5	215	So.	Memphis, Tenn. (First Assembly Christian)
36	D'Vaughn Whitt	DB	5-10	170	Fr.	Clarksville, Tenn. (Clarksville HS)
37	Landon Stratton	P	6-0	180	R-So.	Russellville, Ky. (Logan County HS)
38	James Sappington	K/P	6-5	220	Fr.	Peculiar, Mo. (Raymore-Peculiar HS)
39	Andre Davis	DB	5-11	175	Fr.	Lexington, Ky. (Bryant Station HS)
40	Wes Drewery	LS	6-3	230	R-So.	Franklin, Tenn. (UAB)
41	Connor Mitchell	K	6-2	200	R-Sr.	Franklin, Tenn. (Battle Ground Academy)
42	Jordan Tyler	LB	6-0	221	R-So.	Paducah, Ky. (Western Ky.)
43	John Welsh	DB	5-10	168	R-So.	Paducah, Ky. (McCracken County HS)
44	Josh Malone	DB	5-11	185	Fr.	Memphis, Tenn. (Ridgeway HS)
45	Derrick Shaw	LB	6-1	240	Fr.	Alabaster, Ala. (Thompson HS)
46	Ernest Kenty	DB	6-2	205	Fr.	Birmingham, Ala. (Ramsay HS)
46	Silas Owens	DL	6-4	240	So.	New Market, Ala. (Buckhorn HS)
47	Robert Adams	DL	6-2	235	Fr.	Tuscaloosa, Ala. (Northridge HS)
48	Drake VanHooser	RB	6-0	240	R-Fr.	Princeton, Ky. (Caldwell County HS)
49	Chase Boling	LB	6-2	235	So.	Lexington, Ky. (Lexington Catholic HS)
50	Paris Wilson	LB	6-2	215	Fr.	Memphis, Tenn. (Melrose HS)
51	Ryan Rainey	OL	6-1	295	R-Jr.	Saucier, Miss. (Harrison Central HS)
53	Nolan Nichols	LB	5-11	215	R-So.	Benton, Ky. (Marshall County HS)
54	Chris Stahl	DL	6-2	285	Fr.	St. Louis, Mo. (St. Louis University HS)
55	Drew Marshall	LB	5-10	190	Fr.	Carmi, Ill. (Carmi-White County HS)
58	Kwan Stallworth	OL	6-4	295	So.	Lithonia, Ga. (Martin Luther King, Jr. HS)

2016 MURRAY STATE ROSTER - NUMERICAL

No.	Player	Pos.	Ht.	Wt.	Yr.	Hometown (Previous School)
59	Austin Hogancamp	OL	6-3	250	Fr.	North Sutton, N.H. (Kearsarge HS)
60	Brant Newman	OL	6-2	286	R-Fr.	Germantown, Tenn. (Memphis University HS)
61	Dante Darcus	OL	6-1	265	R-Fr.	Murray, Ky. (Lindsey Wilson)
62	Nate Wilkinson	OL	6-3	290	Fr.	Franklin, Tenn. (Centennial HS)
66	Tony Mays II	OL	6-4	305	R-Sr.	Memphis, Tenn. (Memphis)
68	Leighton Colby	OL	6-1	255	R-Fr.	Murfreesboro, Tenn. (Blackman HS)
69	Chris White	OL	6-3	310	So.	Daphne, Ala. (Daphne HS)
70	Jace Bragg	OL	6-3	275	R-Fr.	Baton Rouge, La. (Central HS)
71	Noah Banks	OL	6-6	310	R-Fr.	Pensacola, Fla. (West Florida HS)
73	Michael Magochy	DL	6-4	220	Fr.	Franklin, Tenn. (Page HS)
74	Steven Clemmons	OL	6-4	295	Fr.	Lewisburg, Tenn. (Marshall County HS)
75	Cam Carter	OL	6-6	280	Fr.	Adamsville, Ala. (Minor HS)
77	Ingram Tillard	OL	6-5	330	Jr.	Germantown, Tenn. (UAB)
78	Joe Irby	OL	6-4	297	Jr.	Nashville, Tenn. (Franklin Road Academy)
79	Keenan Lautner	P	5-11	185	Fr.	Lynville, Ind. (Tecumseh HS)
80	Sterling Taylor	WR	6-0	190	R-Jr.	Morrow, Ga. (Contra Costa)
81	Caleb Sheffer	WR	6-4	200	R-Fr.	Hodgenville, Ky. (Western Ky.)
82	Sylvaughn Turner	WR	6-2	170	Fr.	Athens, Ala. (East Limestone HS)
84	Rajai Perkins	WR	6-0	187	Fr.	St. Louis, Mo. (Hazlewood East HS)
85	Jesse Blackburn	WR	6-3	240	Sr.	Gardendale, Ala. (Gardendale HS)
86	Jensen Feggins	WR	6-2	200	R-Fr.	Bowling Green, Ky. (Warren Central HS)
87	Hector Garcia	K	6-1	215	R-Fr.	Sedalia, Ky. (Graves County HS)
89	Jonathan Moss	WR	6-0	165	Fr.	Madison, Ala. (Bob Jones HS)
90	Dee Nalls	DL	6-4	305	Fr.	Fayette, Ala. (Fayette County HS)
91	Bishop Woods	DL	6-2	253	Jr.	Atlanta, Ga. (Peachtree Ridge HS)
92	Quindarius Coles	DL	6-4	250	Fr.	Bessemer, Ala. (McAdory HS)
93	Wyatt Dawson	OL	5-11	266	R-Fr.	Duck, W.Va. (Clay County HS)
95	Troy-Wayne Quinn	DL	6-1	245	Jr.	Prattville, Ala. (Harrison Central HS)
96	Griffin Martin	DL	6-2	250	R-Fr.	Elba, Ala. (Elba HS)
97	Ryan Duvall	DL	6-5	225	R-So.	Owensboro, Ky. (Western Ky.)
98	Korey Tillman	DL	6-2	270	Fr.	Murfreesboro, Tenn. (Blackman HS)
99	Rashad Johnson	DL	6-1	270	So.	Barnesville, Ga. (Lamar County HS)

Head Coach/Quarterbacks: Mitch Stewart (Valdosta St., 2005), 2nd Season as HC, 7th Overall

Defensive Coordinator/Asst. Head Coach/Secondary: Chris Boone (Southern Miss., 1997), 2nd Season

Linebackers/Special Teams Coordinator: Jake Johnson (Eastern Ky., 2002), 1st Season

Offensive Line/Run Game Coordinator: Gordon Steele (Valdosta St., 2010), 3rd Season

Wide Receivers: Casey Brockman (Murray St., 2013), 3rd Season

Running Backs/Co-Run Game Coordinator: Sean Dawkins (Troy, 2007), 5th Season

Defensive Line: Kevin Park (Baylor, 2013), 1st Season

Cornerbacks: Corico Wright (Clemson, 2012), 1st Season

Dir. of Recruiting & Player Personnel: Steve Adams (Murray St., 2013), 7th Season

Strength & Conditioning: Craig Swieton (Springfield, 2003), 6th Season

Defensive Quality Control: Carson Hunter (Memphis, 2012), 1st Season

Offensive Quality Control: Drew Burnham, 2nd Season

Special Teams Quality Control: Garrett Schwettman, (Western Ky., 2016), 1st Season

Defensive Graduate Assistant: Nick Knight (Kentucky Wesleyan, 2011), 1st Season

Offensive Graduate Assistant: Harris Bivin, (Murray St., 2014), 1st Season

PRONUNCIATION GUIDE

ZURI Elrington _____ ZUR-EE
MALIK Golson _____ MUH-LEEK
TRAE Gordon _____ TRAY
TYRE Gray _____ TIE-REE
DEMETRIC Johnson _____ DUH-ME-TRICK
Michael MAGOCHY _____ MUH-GO-CHEE
MAREIO McGraw _____ MARIO
Toby OMLI _____ AHM-LEE

RAJAI Perkins _____ RAH-JAY
Chris STAHL _____ STALL
D'MONTRE Wade _____ DUH-MON-TRAY
D'VAUGHN Whitt _____ DUH-VAUGHN
CORICO Wright _____ CUH-RICO
Craig SWIETON _____ SWEET-UHN

2016 MURRAY STATE ROSTER - ALPHABETICAL

No.	Player	Pos.	Ht.	Wt.	Yr.	Hometown (Previous School)
47	Robert Adams	DL	6-2	235	Fr.	Tuscaloosa, Ala. (Northridge HS)
71	Noah Banks	OL	6-6	310	R-Fr.	Pensacola, Fla. (West Florida HS)
14	Cameron Birse	QB	6-2	235	R-Jr.	Danville, Calif. (Arkansas St.)
85	Jesse Blackburn	WR	6-3	240	Sr.	Gardendale, Ala. (Gardendale HS)
13	Brendan Bognar	QB	6-6	225	R-Fr.	St. Louis, Mo. (Lindenwood [MO])
49	Chase Boling	LB	6-2	235	So.	Lexington, Ky. (Lexington Catholic HS)
22	Dylan Boone	DB	5-11	193	Jr.	Murray, Ky. (Murray HS)
70	Jace Bragg	OL	6-3	275	R-Fr.	Baton Rouge, La. (Central HS)
75	Cam Carter	OL	6-6	280	Fr.	Adamsville, Ala. (Minor HS)
74	Steven Clemmons	OL	6-4	295	Fr.	Lewisburg, Tenn. (Marshall County HS)
68	Leighton Colby	OL	6-1	255	R-Fr.	Murfreesboro, Tenn. (Blackman HS)
92	Quindarius Coles	DL	6-4	250	Fr.	Bessemer, Ala. (McAdory HS)
28	Nick Collins	WR	5-7	185	Fr.	Columbia, Mo. (Rock Bridge HS)
9	Lamont Crittendon	LB	5-10	235	R-Jr.	Decatur, Ala. (Austin HS)
61	Dante Darcus	OL	6-1	275	R-So.	Murray, Ky. (Lindsey Wilson)
39	Andre Davis	DB	5-11	175	Fr.	Lexington, Ky. (Bryant Station HS)
93	Wyatt Dawson	OL	5-11	266	R-Fr.	Duck, W.Va. (Clay County HS)
7	Mark Dodson	RB	5-10	198	R-Jr.	Memphis, Tenn. (Ole Miss)
40	Wes Drewery	LS	6-3	230	R-So.	Franklin, Tenn. (UAB)
97	Ryan Duvall	DL	6-5	225	R-So.	Owensboro, Ky. (Western Ky.)
32	Zuri Elrington	DL	6-3	240	Sr.	Los Angeles, Calif. (West Los Angeles)
8	Nate Embry	QB	6-4	220	Fr.	Madisonville, Ky. (North Hopkins HS)
86	Jensen Feggins	WR	6-2	200	R-Fr.	Bowling Green, Ky. (Warren Central HS)
33	Ethon Felton	RB	6-0	217	R-So.	Muscle Shoals, Ala. (Muscle Shoals HS)
29	Isaiah Foster	DB	6-2	175	Jr.	Pacoima, Calif. (College of the Canyons)
3	L.J. Gainey	WR	5-11	211	Jr.	Snellville, Ga. (Fullerton Col.)
16	Jordon Gandy	WR	6-4	210	Jr.	Athens, Ala. (East Limestone HS)
87	Hector Garcia	K	6-1	215	R-Fr.	Sedalia, Ky. (Graves County HS)
1	Malik Golson	WR	5-9	180	R-Sr.	San Diego, Calif. (Delaware St.)
30	Trae Gordon	RB	5-9	185	So.	Louisville, Ky. (duPont Manual HS)
30	Tyler Gray	DB	5-11	155	Fr.	Columbia, Mo. (Battle HS)
15	Tyre Gray	WR	5-10	170	Fr.	Alexander, Ala. (Benjamin Russell HS)
19	Houston Hartz	QB	6-2	195	R-So.	Owensboro, Ky. (Owensboro Catholic HS)
59	Austin Hogancamp	OL	6-3	250	Fr.	North Sutton, N.H. (Kearsarge HS)
2	KD Humphries	QB	6-3	225	R-Sr.	Montgomery, Ala. (Jefferson Davis HS)
78	Joe Irby	OL	6-4	297	Jr.	Nashville, Tenn. (Franklin Road Academy)
4	Jonathan Jackson	LB	5-11	211	Sr.	Mayfield, Ky. (Mayfield HS)
26	Demetric Johnson	RB	6-0	185	R-Jr.	South Pittsburg, Tenn. (South Pittsburg HS)
99	Rashad Johnson	DL	6-1	270	So.	Barnesville, Ga. (Lamar County HS)
46	Ernest Kenty	DB	6-2	205	Fr.	Birmingham, Ala. (Ramsay HS)
79	Keenan Lautner	P	5-11	185	Fr.	Lynville, Ind. (Tecumseh HS)
73	Michael Magochy	DL	6-4	220	Fr.	Franklin, Tenn. (Page HS)
44	Josh Malone	DB	5-11	185	Fr.	Memphis, Tenn. (Ridgeway HS)
55	Drew Marshall	LB	5-10	190	Fr.	Carmi, Ill. (Carmi-White County HS)
96	Griffin Martin	DL	6-2	250	R-Fr.	Elba, Ala. (Elba HS)
66	Tony Mays II	OL	6-4	305	R-Sr.	Memphis, Tenn. (Memphis)
20	Mareio McGraw	RB	6-0	180	Fr.	Nashville, Tenn. (Overton HS)
23	Marcus Meredith	DB	5-11	190	R-Jr.	San Clemente, Calif. (Saddleback CC)
41	Connor Mitchell	K	6-2	200	R-Sr.	Franklin, Tenn. (Battle Ground Academy)
29	Sean Moore	DB	5-10	170	Fr.	Davie, Fla. (Western HS)
89	Jonathan Moss	WR	6-0	165	Fr.	Madison, Ala. (Bob Jones HS)
90	Dee Nalls	DL	6-4	305	Fr.	Fayette, Ala. (Fayette County HS)
60	Brant Newman	OL	6-2	286	R-Fr.	Germantown, Tenn. (Memphis University HS)
53	Nolan Nichols	LB	5-11	215	R-So.	Benton, Ky. (Marshall County HS)
18	Eli Oltean	QB	6-2	190	Fr.	St. Joseph, Ill. (St. Joseph-Ogden HS)
24	Toby Omli	DB	6-0	200	Sr.	Brookeville, Kan. (Butler CC)
46	Silas Owens	DL	6-4	240	So.	New Market, Ala. (Buckhorn HS)

2016 MURRAY STATE ROSTER - ALPHABETICAL

No.	Player	Pos.	Ht.	Wt.	Yr.	Hometown (Previous School)
25	Marico Paige	LB	6-1	220	Jr.	Wesson, Miss. (Copiah-Lincoln CC)
84	Rajai Perkins	WR	6-0	187	Fr.	St. Louis, Mo. (Hazlewood East HS)
95	Troy-Wayne Quinn	DL	6-1	245	Jr.	Prattville, Ala. (Harrison Central HS)
51	Ryan Rainey	OL	6-1	295	R-Jr.	Saucier, Miss. (Harrison Central HS)
31	Sean Rodriguez	LB	6-0	210	Jr.	Nickerson, Kan. (Butler CC)
35	Drew Rutland	WR	6-5	215	So.	Memphis, Tenn. (First Assembly Christian)
6	Marquez Sanford	DB	5-11	170	So.	Macon, Ga. (Westside HS)
38	James Sappington	K/P	6-5	220	Fr.	Peculiar, Mo. (Raymore-Peculiar HS)
45	Derrick Shaw	LB	6-1	240	Fr.	Alabaster, Ala. (Thompson HS)
81	Caleb Sheffer	WR	6-4	200	R-Fr.	Hodgenville, Ky. (Western Ky.)
8	Zach Shipley	DB	5-10	178	R-Jr.	Shelbyville, Ky. (Shelby County HS)
54	Chris Stahl	DL	6-2	285	Fr.	St. Louis, Mo. (St. Louis University HS)
58	Kwan Stallworth	OL	6-4	295	So.	Lithonia, Ga. (Martin Luther King, Jr. HS)
37	Landon Stratton	P	6-0	180	R-So.	Russellville, Ky. (Logan County HS)
12	Mitch Stults	WR	5-9	175	Sr.	Hamilton, Ala. (Hamilton HS)
80	Sterling Taylor	WR	6-0	190	R-Jr.	Morrow, Ga. (Contra Costa)
77	Ingram Tillard	OL	6-5	330	Jr.	Germantown, Tenn. (UAB)
98	Korey Tillman	DL	6-2	270	Fr.	Murfreesboro, Tenn. (Blackman HS)
82	Sylvaughn Turner	WR	6-2	170	Fr.	Athens, Ala. (East Limestone HS)
42	Jordan Tyler	LB	6-0	221	R-So.	Paducah, Ky. (Western Ky.)
72	Drake VanHooser	RB	6-0	240	R-Fr.	Princeton, Ky. (Caldwell County HS)
5	D'Montre Wade	DB	6-0	192	R-Jr.	Columbia, Tenn. (Brentwood Academy)
21	Zachary Wade	DB	5-11	215	R-Jr.	Newport Beach, Calif. (Saddleback CC)
34	Nigel Walton	DB	6-0	170	Fr.	Atlanta, Ga. (Carver HS)
43	John Welsh	DB	5-10	168	R-So.	Paducah, Ky. (McCracken County HS)
69	Chris White	OL	6-3	310	So.	Daphne, Ala. (Daphne HS)
36	D'Vaughn Whitt	DB	5-10	170	Fr.	Clarksville, Tenn. (Clarksville HS)
62	Nate Wilkinson	OL	6-3	290	Fr.	Franklin, Tenn. (Centennial HS)
27	Greg Willard	DB	5-9	170	Jr.	Decatur, Ala. (Austin HS)
13	Quincy Williams	LB	6-0	215	R-So.	Birmingham, Ala. (Wenonah HS)
50	Paris Wilson	LB	6-2	215	Fr.	Memphis, Tenn. (Melrose HS)
91	Bishop Woods	DL	6-2	253	Jr.	Atlanta, Ga. (Peachtree Ridge HS)

Head Coach/Quarterbacks: Mitch Stewart (Valdosta St., 2005), 2nd Season as HC, 7th Overall

Defensive Coordinator/Asst. Head Coach/Secondary: Chris Boone (Southern Miss., 1997), 2nd Season

Linebackers/Special Teams Coordinator: Jake Johnson (Eastern Ky., 2002), 1st Season

Offensive Line/Run Game Coordinator: Gordon Steele (Valdosta St., 2010), 3rd Season

Wide Receivers: Casey Brockman (Murray St., 2013), 3rd Season

Running Backs/Co-Run Game Coordinator: Sean Dawkins (Troy, 2007), 5th Season

Defensive Line: Kevin Park (Baylor, 2013), 1st Season

Cornerbacks: Corico Wright (Clemson, 2012), 1st Season

Dir. of Recruiting & Player Personnel: Steve Adams (Murray St., 2013), 7th Season

Strength & Conditioning: Craig Swieton (Springfield, 2003), 6th Season

Defensive Quality Control: Carson Hunter (Memphis, 2012), 1st Season

Offensive Quality Control: Drew Burnham, 2nd Season

Special Teams Quality Control: Garrett Schwettman, (Western Ky., 2016), 1st Season

Defensive Graduate Assistant: Nick Knight (Kentucky Wesleyan, 2011), 1st Season

Offensive Graduate Assistant: Harris Bivin, (Murray St., 2014), 1st Season

PRONUNCIATION GUIDE

ZURI Elrington _____ ZUR-EE
MALIK Golson _____ MUH-LEEK
TRAE Gordon _____ TRAY
TYRE Gray _____ TIE-REE
DEMETRIC Johnson _____ DUH-ME-TRICK
Michael MAGOCHY _____ MUH-GO-CHEE
MAREIO McGraw _____ MARIO
Toby OMLI _____ AHM-LEE

RAJAI Perkins _____ RAH-JAY
Chris STAHL _____ STALL
D'MONTRE Wade _____ DUH-MON-TRAY
D'VAUGHN Whitt _____ DUH-VAUGHN
CORICO Wright _____ CUH-RICO
Craig SWIETON _____ SWEET-UHN

2016 MURRAY STATE ROSTER BREAKDOWN BY STATE

ALABAMA (21)

Cam Carter
Derrick Shaw
Tyre Gray
Jordan Gandy
Sylvaughn Turner
Quindarius Coles
Ernest Kenty
Quincy Williams
Chris White
Lamont Crittendon
Greg Willard
Griffin Martin
Dee Nalls
Jesse Blackburn
Mitch Stults
Jonathan Moss
KD Humphries
Ethon Felton
Silas Owens
Troy-Wayne Quinn
Robert Adams

Hometown

Adamsville
Alabaster
Alexander City
Athens
Bessmer
Birmingham
Birmingham
Daphne
Decatur
Decatur
Elba
Fayette
Gardendale
Hamilton
Madison
Montgomery
Muscle Shoals
New Market
Prattville
Tuscaloosa



CALIFORNIA (5)

Zuri Elrington
Zach Wade
Isaiah Foster
Marcus Meredith
Malik Golson

Hometown

Los Angeles
Newport Beach
Pacoima
San Clemente
San Diego

FLORIDA (2)

Sean Moore
Noah Banks

Hometown

Davie
Pensacola

GEORGIA (7)

Nigel Walton
Bishop Woods
Rashad Johnson
Kwan Stallworth
Marquez Sanford
Sterling Taylor
L.J. Gainey

Hometown

Atlanta
Atlanta
Barnesville
Lithonia
Macon
Morrow
Snellville

ILLINOIS (2)

Drew Marshall
Eli Oltean

Hometown

Carmi
St. Joseph

INDIANA (1)

Keenan Lautner

Hometown

Lynnville

KANSAS (2)

Toby Omli
Sean Rodriguez

Hometown

Brookville
Nickerson

KENTUCKY (18)

Nolan Nichols
Jensen Feggins
Caleb Sheffer
Chase Boling
Andre Davis
Trae Gordon
Nate Embry
Jonathan Jackson
Dylan Boone
Dante Darcus
Ryan Duvall
Houston Hartz
Jordan Tyler
John Welsh
Drake VanHooser
Landon Stratton
Hector Garcia
Zach Shipley

Hometown

Benton
Bowling Green
Hodgenville
Lexington
Lexington
Louisville
Madisonville
Mayfield
Murray
Murray
Owensboro
Owensboro
Paducah
Paducah
Princeton
Russellville
Sedalia
Shelbyville

TENNESSEE (18)

D'Vaughn Whitt
D'Montre Wade
Ingram Tillard
Wes Drewery
Michael Magochy
Connor Mitchell
Nate Wilkinson
Brant Newman
Steven Clemmons
Mark Dodson
Tony Mays
Josh Malone
Drew Rutland
Paris Wilson
Leighton Colby
Joe Irby
Mareio McGraw
Demetric Johnson

Hometown

Clarksville
Columbia
Germantown
Franklin
Franklin
Franklin
Franklin
Germantown
Lewisburg
Memphis
Memphis
Memphis
Memphis
Memphis
Murfreesboro
Nashville
Nashville
South Pittsburg

LOUISIANA (2)

Jace Bragg
Korey Tillman

Hometown

Baton Rouge
New Orleans

MISSISSIPPI (3)

Ryan Rainey
Marico Paige
DeQuinten Spraggins

Hometown

Saucier
Wesson
West Point

MISSOURI (6)

Nick Collins
Tyler Gray
James Sappington
Brendan Bognar
Rajai Perkins
Chris Stahl

Hometown

Columbia
Columbia
Peculiar
St. Louis
St. Louis
St. Louis

NEW HAMPSHIRE (1)

Austin Hogancamp

Hometown

North Sutton

2016 MURRAY STATE ROSTER BREAKDOWN BY POSISTION

OFFENSE

OFFENSIVE LINE (16)

No.	Name	Class
51	Ryan Rainey	R-Jr.
58	Kwan Stallworth	Fr.
59	Austin Hogancamp	Fr.
60	Brant Newman	So.
61	Dante Darcus	R-Fr.
62	Nate Wilkinson	Fr.
66	Tony Mays	R-Sr.
68	Leighton Colby	R-Fr.
69	Chris White	So.
70	Jace Bragg	R-Fr.
71	Noah Banks	R-Fr.
74	Steven Clemmons	Fr.
75	Cam Carter	Fr.
77	Ingram Tillard	Jr.
78	Joe Irby	Jr.
93	Wyatt Dawson	R-Fr.

QUARTERBACKS (6)

No.	Name	Class
2	KD Humphries	R-Sr.
8	Nate Embry	Fr.
13	Brendan Bognar	R-Fr.
14	Cameron Birse	R-Jr.
18	Eli Oltean	Fr.
19	Houston Hartz	R-So.

RUNNING BACKS (6)

No.	Name	Class
7	Mark Dodson	R-Jr.
20	Mareio McGraw	Fr.
26	Demetric Johnson	R-Jr.
30	Trae Gordon	So.
33	Ethon Felton	R-So.
48	Drake Van Hooser	R-Fr.

WIDE RECEIVERS (14)

No.	Name	Class
1	Malik Golson	R-Sr.
3	L.J. Gainey	Jr.
12	Mitch Stults	Sr.
15	Tyre Gray	Fr.
16	Jordon Gandy	Jr.
28	Nick Collins	Fr.
35	Drew Rutland	So.
80	Sterling Taylor	R-Jr.
81	Caleb Sheffer	R-Fr.
82	Sylvaughn Turner	Fr.
84	Rajai Perkins	Fr.
85	Jesse Blackburn	Sr.
86	Jensen Feggins	R-Fr.
89	Jonathan Moss	Fr.

DEFENSE

DEFENSIVE BACKS (17)

No.	Name	Class
5	D'Montre Wade	R-Jr.
6	Marquez Sanford	So.
8	Zach Shipley	R-Jr.
17	Isaiah Foster	Jr.
21	Zachary Wade	R-Jr.
22	Dylan Boone	So.
23	Marcus Meredith	R-Jr.
24	Toby Omli	Sr.
27	Greg Willard	Jr.
29	Sean Moore	Fr.
30	Tyler Gray	Fr.
34	Nigel Walton	Fr.
36	D'Vaughn Whitt	Fr.
39	Andre Davis	Fr.
43	John Welsh	R-So.
44	Josh Malone	Fr.
46	Ernest Kenty	Fr.

DEFENSIVE LINE (13)

No.	Name	Class
32	Zuri Elrington	Jr.
46	Silas Owens	So.
47	Robert Adams	Fr.
54	Chris Stahl	Fr.
73	Michael Magochy	Fr.
90	Dee Nalls	Fr.
91	Bishop Woods	Jr.
92	Quindarius Coles	Fr.
95	Troy-Wayne Quinn	Jr.
96	Griffin Martin	Fr.
97	Ryan Duvall	R-So.
98	Korey Tillman	Fr.
99	Rashad Johnson	So.

LINEBACKERS (11)

#No.	Name	Class
4	Jonathan Jackson	Sr.
9	Lamont Crittendon	R-Jr.
13	Quincy Williams	R-Jr.
25	Marico Paige	Jr.
31	Sean Rodriguez	Jr.
42	Jordan Tyler	R-So.
45	Derrick Shaw	Fr.
49	Chase Boling	Fr.
50	Paris Wilson	Fr.
53	Nolan Nichols	R-So.
55	Drew Marshall	Fr.

SPECIAL TEAMS

KICKERS (3)

No.	Name	Class
38	James Sappington	Fr.
41	Connor Mitchell	R-Sr.
87	Hector Garcia	R-Fr.

LONG SNAPPERS (1)

No.	Name	Class
40	Wes Drewery	R-So.

PUNTERS (2)

No.	Name	Class
37	Landon Stratton	R-So.
79	Keenan Lautner	Fr.

2016 MURRAY STATE DEPTH CHART

OFFENSE

QB	2	KD Humphries	6-3	225	RSr.	STUD
	19	Houston Hartz	6-2	195	RSo.	
F	20	Mareio McGraw	6-0	180	Fr.	DT
	26	Demetric Johnson	6-0	185	RJr.	
X	16	Jordon Gandy	6-4	210	Jr.	NOSE
	84	Rajai Perkins	6-0	187	Fr.	
H	86	Jensen Feggins	6-2	200	RFr.	END
	12	Mitch Stults	5-9	175	Sr.	
Y	85	Jesse Blackburn	6-3	240	Sr.	MIKE
	15	Tyre Gray	5-10	170	Fr.	
Z	89	Jonathan Moss	6-0	165	Fr.	WILL
	1	Malik Golson	5-9	180	RSr.	
LT	78	Joe Irby	6-4	297	Jr.	SLASH
	75	Cam Carter	6-6	280	Fr.	
LG	58	Kwan Stallworth	6-4	295	So.	FS
	74	Steven Clemmons	6-4	295	Fr.	
C	51	Ryan Rainey	6-1	295	RJr.	JACK
	70	Jace Bragg	6-3	275	RFr.	
RG	69	Chris White	6-3	310	So.	CB
	60	Brant Newman	6-2	286	RFr.	
RT	71	Noah Banks	6-8	310	RFr.	CB
	77	Ingram Tillard	6-5	330	Jr.	

DEFENSE

32	Zuri Elrington	6-3	265	Jr.
95	Troy-Wayne Quinn	6-1	245	Jr.
91	Bishop Woods	6-2	253	Jr.
94	Quindarius Coles	6-4	250	Fr.
99	Rashad Johnson	6-1	270	So.
90	Dee Nalls	6-4	305	Fr.
46	Silas Owens	6-4	240	So.
47	Robert Adams	6-2	235	Fr.
45	Derrick Shaw	6-1	240	Fr.
25	Marico Paige	6-1	220	Jr.
31	Sean Rodriguez	6-0	210	Jr.
4	Jonathan Jackson	5-11	211	Sr.
21	Zachary Wade	5-11	215	RJr.
13	Quincy Williams	6-0	215	RSo.
24	Toby Omli	6-0	200	Sr.
27	Greg Willard	5-9	170	Jr.
17	Isaiah Foster	6-2	175	Jr.
8	Zach Shipley	5-10	178	RJr.
5	D'Montre Wade	6-0	192	RJr.
39	Andre Davis	5-11	175	Fr.
34	Nigel Walton	6-0	170	Fr.
6	Marquez Sanford	5-11	170	So.

SPECIAL TEAMS

PK	41	Connor Mitchell	6-2	200	RSr.	KR	1	Malik Golson	5-9	180	RSr.
	38	James Sappington	6-5	220	Fr.		20	Mareio McGraw	6-0	180	Fr.
KO	38	James Sappington	6-5	220	Fr.	PR	1	Malik Golson	5-9	180	RSr.
	41	Connor Mitchell	6-2	200	RSr.		85	Jesse Blackburn	6-3	240	Sr.
P	37	Landon Stratton	6-0	180	RSo.	H	37	Landon Stratton	6-0	180	RSo.
	38	James Sappington	6-5	220	Fr.		8	Zach Shipley	5-10	178	RJr.
DS	40	Wes Drewery	6-3	230	RSo.	SS	40	Wes Drewery	6-3	230	RSo.
	73	Michael Magochy	6-4	220	Fr.		73	Michael Magochy	6-4	220	Fr.

THE INSIDE TRACK

SATURDAY'S WEATHER

After just a taste of cooler weather, fans attending Saturday's homecoming game can put away the sweaters, as the forecasted high Saturday is 76 F. Chances for rain will be low at only 10 percent, while winds will be moderate at 7 mph coming out of the SW with gusts of up to 14 mph.

CHASING HISTORY

Senior QB KD Humphries has a chance to take over as all-time leader in all four major passing categories (attempts, completions, yards and touchdowns) this season, all four of which are currently owned by current MSU WR coach, Casey Brockman. Below is a chart showing where Humphries currently is and what he needs for the record.

	CAREER	CUR.		NEEDED
CAT.	#	RANK.	RECORD	PER GM.
<i>Yds</i>	9,206	2	9,990	196.0
<i>Att.</i>	1,280	2	1,405	31.3
<i>Comp.</i>	828	2	938	27.5
<i>TD</i>	62	2	71	2.3

ROAD WARRIORS

With their wins at Austin Peay and #15 Eastern Illinois, the Racers have now won back-to-back road games for the first time since 2011. Coincidentally, that pair of wins also included a victory over the 15th-ranked team in the nation, Tennessee Tech.

TO BE THE MAN...

With his interception Saturday, D'Montre Wade maintained his national lead in the passes defended category, averaging 1.9 per game. He currently shares the lead with Dante Blackmon of Kennesaw State and Tyler Williams of Central Arkansas.

MITCHELL MANIA

With his record-breaking six field goals Saturday, Connor Mitchell is now amongst the nation's elite kickers this season and the stats prove it. He currently leads the nation in field goals per game at 2.0, is 17th in the country and second in the OVC in field goal percentage at 77.8 and is 23rd in the nation and first in the OVC in scoring with 8.3 points per game. In addition, his six field goals against EIU is the most by any kicker in the FCS this season and is tied for the most by a kicker at any level of NCAA football.

WHAT A DIFFERENCE A GAME MAKES

Heading into Saturday's game, the Racers were eighth of nine teams in the OVC in turnover margin at -6 or giving up 1.0 turnover per game. After forcing six on defense Saturday and not committing any on offense, MSU skyrocketed to third in the category with a margin of zero.

OK, WHAT'S NEXT?

MSU will make its longest conference trip of the season to the other side of the Commonwealth to face Eastern Kentucky. Kick-off at Roy Kidd Stadium is scheduled for 12 p.m. CT/1 p.m. ET.

BREAK IT UP

With three pass breakups against UT Martin, D'Montre Wade now leads the nation in passes defended with 2.0 per game. He currently has a total of 12 and is tied for the lead with Dante Blackmon of Kennesaw State and Bryan Marine of Bucknell.

ALMOST THERE

Despite the 1-5 record on the season, MSU has been in close in multiple games this season. Three of Murray State's five losses have come by a touchdown or less for a combined 14 points.

THE 100 CLUB

After racking up 118 yards against UT Martin, Jordon Gandy has four 100-plus yard receiving games this season and is chasing Walter Powell's record. Powell has six 100-yard games in 2012, meaning Gandy needs just two to tie and three to break the record with five chances remaining.

WHITE OUT

Murray State fans attending Saturday's game are asked to wear white to the game as part of a White Out in coordination with United Way and Town & Gown. In addition and contrary to football norms, the Racers will be dressed in all white for the game, while the visiting Skyhawks will wear their traditional home blue jerseys.

TICKETS FOR CANS

Fans that bring five canned goods to Saturday's game can get two tickets for the price of one. The offer is the kick-off to MSU's Student-Athlete Advisory Committee 11th Annual Canned Food Drive which will run through November 18.

LANDON STRATTON'S DAY OFF

In its last game, Murray State did not utilize the services of punter Landon Stratton once. All fourth downs for the Racers either came in short yardage situations, inside or close to the red zone or within field goal range. Only once, did MSU have a fourth down in its own territory, a 4th-and-2 from the Racer 49 that it successfully converted. The game marks the first time since Oct. 9, 1999 against UT Martin that an MSU team did not punt.

SEEING RED

One of the most improved areas for Murray State this season has been its red zone defense. The Racers have made six stops in 18 red zone attempts by their opponents for a percentage of 66.7, which is currently the 10th best in the nation. In contrast, MSU made just four stops in all of last season and finished 119th in that category.

ACCURACY COUNTS

While KD Humphries currently leads the nation in completions at 31.3 per game, he is also one of the most accurate quarterbacks in the country. So far this season he has completed 125 of 177 passes for a percentage of 70.6, which is currently the third-best in all of FCS. Samford's Devlin Hodges currently leads the category at 72.9 percent (145-199).

LUCKY NUMBER SEVEN

Junior receiver Jordon Gandy's six touchdowns currently leads the OVC and is the seventh most by any receiver in the FCS this season. Jake Wienke of South Dakota State currently leads the way in the receiving touchdowns with 10.

BATTLE OF THE BORDER

Saturday will be the second event in the newly announced "Battle of the Border" rivalry series between Murray State and Austin Peay. The game will be worth three points in the overall standings. The series will be based on which school can secure the majority of 67 available points (based on the 67 miles between the two institutions) through regular-season meetings and community service projects.

LEADER OF THE SWAT TEAM

Through four games, D'Montre Wade currently ranks second in the nation in passes defended with nine total or 2.3 per game, including eight breakups. He trails only Jordan Ferguson of Brown, who leads the FCS with 3.0 per game.

THE INSIDE TRACK

THE LONGEST YARDS

In the third quarter Saturday, KD Humphries connected with Jesse Blackburn for an 81-yard completion that set up a 1-yard rush by Tyre Gray for a touchdown. The completion is the longest since at least 1995 eclipsing 80-yard passes from Dan Lloyd to Reggie Swinton against Austin Peay in 1997 and Stewart Childress to Terrence Tillman in 2000 against Tennessee State.

COACH TO CURE

Coach To Cure MD is a one-day, nationwide awareness building and fundraising event that will be held on September 24, 2016. The goal of Coach To Cure MD is to raise awareness of Duchenne muscular dystrophy (Duchenne, pronounced "DOO-SHIN"), generate new financial support for Duchenne research and to demonstrate coaches' commitment to the betterment of young men and the core academic research missions of their universities. College football coaches all over the country have been asked to wear a patch with the Coach To Cure MD insignia on Saturday, September 24th. By wearing this patch, coaches will show their support for Coach To Cure MD and the fight against this disease. On Saturday, Hunter Shaw, who suffers from DMD, and his family will be the guests of the Racer and will conduct the opening coin toss.

OVC OPENERS

Murray State is 29-39 all-time in OVC openers and is 16-17 when the opener takes place in Murray. When SEMO entered the league in 1992, the two teams met every year as each's OVC opener until 1999. Since then, they have met just once in an OVC opener, with SEMO besting with Racers at home in 2010. Murray State is now 9-2 all-time in OVC openers vs. the Redhawks and 5-1 in Murray.

MR. 100

With 104 yards against Missouri State and 106 at SIU, Jordon Gandy has now hit the century mark in back-to-back-game. With 246 total yards and 86.0 yards per game he is currently ranked second in the OVC in both categories. He is also ranked 13th in the nation and first in the OVC in receiving touchdowns with three.

SPECIAL SPECIALISTS

Connor Mitchell currently leads the OVC and is ranked 13th in the nation field goals per game at 1.7, while he is also 22nd in the nation and second in the OVC in field goal percentage at 83.3 percent (5-for-6). Meanwhile, Landon Stratton currently boast the nation's 25th highest punt average and third best in the league at 41.5 yards per punt.

THE BIG 3

With three field goals in Saturday's loss to Missouri State, Connor Mitchell becomes the first player since Jordan Benton in 2012 to make three or more field goals in the same game. In addition, he also notched the first tackle of his career in the game.

RED ZONE RISING

After marked improvement in the first year under coordinator Chris Boone, the Murray State defense has continued to get better in the early weeks of Boone's second season. One area in particular is red zone defense, a category in which the Racers are currently ranked 21st in the nation and second in the OVC. In 2015, MSU had just four red zone stops in 44 attempts. So far in 2016, the Racer "D" has three stops in eight attempts.

THE BLUE WALL

Lamont Crittendon's block of Missouri State's field goal attempt Saturday, kept alive a pretty impressive streak by the Racers. The Racers have now blocked at least one kick in every season dating back to at least 1995, spanning parts of three decades and now standing at 21 total seasons.

HOME AWAY FROM HOME

Saturday's trip to Carbondale will mark the second trip this season to the state of Illinois this season for the Racers with one more still to come in Eastern Illinois. Opponents from the Land of Lincoln account for exactly 50 percent of MSU's road games this season.

ONCE FRIENDS, NOW FOES

Two sets or former teammates will be on opposing rosters when Murray State and SIU take the field Saturday. MSU kicker Hector Garcia and SIU linebacker Corey Crider both graduated from Graves County HS in 2014, while Rajai Perkins and Jimmy Jones played together at Hazelwood East in St. Louis.

WELCOME HOME

Saturday will be the 92nd home opener for Murray State and they are currently 62-25-4 all-time in those game. After defeating Kentucky Wesleyan, 52-12, in last year's debut at Stewart Stadium, the Racers have now won three consecutive home openers.

SENIORS HONORED

Prior to Saturday's game nine seniors will be honored with their loved ones as part of the annual senior night. This year's seniors are Jesse Blackburn, Zuri Elrington, Malik Golson, KD Humphries, Jonathan Jackson, Tony Mays, Connor Mitchell, Toby Omli and Mitch Stults.

STEWART VS. STECKEL

While the two have never met as head coaches, they did meet as coordinators in 2013 when Murray State traveled to Missouri. Stewart's offense got the best of Steckel's defense for one quarter, when the Racers led 14-3 after the first. However, the Tigers would then shutout the Racers for the rest of the game on the way to a 58-14 win.

CLEAR THE TRACK

One of the greatest traditions in college football returns this season, as Racer 1 will once again make its way around the track after every Murray State touchdown. This year the horse, whose real name is Lobo, will be mounted by Kelsey Hathaway, a senior equine science major from Bowling Green, Kentucky.

THERE'S GOLD IN THAT THERE END ZONE

Back for its third season, is the annual Gold Rush. The Gold Rush is a new tradition in which all freshman are invited to run from one end of the field to the other prior to the game, decked in exclusive gold t-shirts and led by the university president, Dr. Bob Davies. The freshman are then invited to stay in the end zone and enjoy the game from field level.

TURNING HEADS

After a record breaking season in 2016 quarterback KD Humphries has garnered four preseason All-American honors (STATS, HERO Sports, College Sports Madness, InstantScouting) and has been named to two player of the year watch lists (STATS and CFPA). He also caught the attention of the first family of quarterbacks over the summer, the Mannings, and was invited to serve as a counselor at the elite Manning Passing Academy.

CHASING HISTORY

Senior QB KD Humphries has a chance to take over as all-time leader in all four major passing categories (attempts, completions, yards and touchdowns) this season, all four of which are currently owned by current MSU WR coach, Casey Brockman. Below is a chart showing where Humphries currently is and what he needs for the record.

OUT OF THE GATES

As it begins its 92nd season of football, Murray State is currently 49-38-4 all-time in season openers. However, when opening on the road, the all-time record dips below .500 at 19-25.

THE INSIDE TRACK

NUMBER CHANGES

As the year changes, so do the numbers. Several Racers will be wearing new numbers for the 2016 season.

<i>NAME</i>	<i>OLD #</i>	<i>NEW #</i>
Marquez Sanford	31	6
D'Montre Wade	34	5
Chase Boling	50	49
Lamont Crittendon	51	9
Kwan Stallworth	57	58
Drake VanHooser	72	48
Zach Shipley	82	8

A FRESH LOOK

For the first time since 1978, Murray State will wear a white helmet. The helmet will have the tradition "rider in M" on the left side and the player's number on the right with a navy & gold checkered trailing tail going down the middle. Uniform wise, gone is the recent gray, and in is a simple clean design featuring gold, navy and white. The two jerseys will be all white and a navy jersey with white sleeves. The two pants are navy with a white stripe down the middle and solid white.

OVC ACCOLADES

Senior TE Jesse Blackburn was the lone MSU representative on the Preseason All-OVC team. The senior caught six touchdowns passes and racked up a total of 612 yards in 2015.

WHAT'S UP "G"?

Eight MSU players will be wearing a "G" on their jersey in place of the traditional captain's "C". The "G" stands for G.U.T.T.S or Guys You Trust To Serve. This year's G.U.T.T.S. group consists of:

<i>NO.</i>	<i>NAME</i>	<i>CL</i>
2	KD Humphries	R-Sr.
6	Marquez Sanford	So.
8	Zach Shipley	R-Jr.
9	Lamont Crittendon	R-Jr.
24	Toby Omli	Sr.
40	Wes Drewery	R-So.
69	Chris White	So.
78	Joe Irby	Jr.

HEAD COACH MITCH STEWART

2ND SEASON AT MSU/2ND SEASON OVERALL

STEWART'S CAREER YEAR-BY-YEAR COACHING RECORD

Year	Team	OVERALL			OVC			POSTSEASON		
		W	L	Pct.	W	L	Pct.	W	L	Pct.
2015	Murray St.	3	8	.273	2	6	.250	0	0	.000
2016	Murray St.	2	4	.333	2	2	.500	0	0	.000
TOTAL		5	13	.278	4	8	.333	0	0	.000
OT		1	1	.500	1	1	.500	0	0	.000

STEWART VS. THE COMPETITION

OPPONENT	RECORD	OPPONENT	RECORD
Austin Peay*	2-0	Northern Illinois	0-1
Eastern Illinois*	1-1	Southern Illinois	0-1
Eastern Kentucky*	0-1	Southeast Missouri*	0-2
Illinois	0-1	Tennessee State*	1-0
Jacksonville State*	0-1	Tennessee Tech*	0-1
Kentucky Wesleyan	1-0	UT Martin*	0-2
Missouri State	0-1	Western Michigan	0-1

2016 Opponents Listed In BOLD

*Indicates OVC Opponent

TALE OF THE TAPE



Murray State

24.9	Points Per Game	33.6
390.4	Total Offense/Game	397.6
92.6	Rushing Yards/Game	153.6
31.0	Rushing Attempts/Game	35.3
3.0	Yards Per Carry	4.4
297.9	Passing Yardage/Game	244.0
42.7	Passing Attempts/Game	26.4
11.0	Yards Per Pass Completion	15.9
34.3	Points Allowed/Game	25.4
470.6	Total Defense/Game	365.7
198.0	Rushing Yards Allowed/Game	163.7
4.4	Yards Per Carry Allowed	5.0
272.6	Passing Yards Allowed/Game	202.0
12.8	Yards Per Completion Allowed	9.9
0	Turnover Margin	+8

Leaders

Humphries (310.7)	Passing Yards Per Game	Butler (158.6)
Humphries (12)	Passing TDs	Butler (9)
McGraw (62.3)	Rushing Yards Per Game	Evans (62.9)
McGraw (3)	Rushing TDs	Evans, Butler (4)
Gandy (39)	Receptions	Smith (38)
Gandy (3)	Receiving TDs	Smith (8)
Gandy (78.0)	Receiving Yards Per Game	Smith (88.9)
Z. Wade (50)	Tackles	Collins (54)
Crittendon, Jackson (5.5)	Tackles-For-Loss	Ogundeko (9.5)
Elrington (3.0)	Sacks	Ogundeko (5.5)
D. Wade (2)	Interceptions	Robinson (4)

All stats are current 2016

RACERS RECORD WHEN...

Overall	1-5
at home	0-3
on road	2-2
on grass	0-0
on field turf	2-5
in overtime	0-0
MSU wins coin toss	1-1

MSU scores first	0-0
MSU leads after 1st quarter	0-0
MSU leads at half	1-0
MSU leads after 3rd quarter	1-1

MSU has more rushing yards	1-0
MSU has more passing yards	1-1
MSU has more total yards	1-0

MSU has less penalties	1-2
MSU has less turnovers	1-1

MSU scores 20 points or more	0-1
MSU scores 30 points or more	0-1
MSU scores 40 points or more	2-0
MSU scores 50 points or more	0-0

MSU holds opp. under 30 points	0-1
MSU holds opp. under 20 points	1-1
MSU holds opp. under 10 points	0-0

MSU completes 50% of passes	1-2
MSU completes 60% of passes	1-3

MSU has 300-yard passer	1-2
Opp. has 300-yard passer	0-1

MSU has 100-yard rusher	1-1
Opp. has 100-yard rusher	1-2

MSU has 100-yard receiver	2-4
Opp. has 100-yard receiver	0-0

MSU defense scores	0-0
Opp. defense scores	0-0

MSU special teams score	2-5
Opp. special teams score	2-5

2016 OPENING DRIVES

Opponent

at Illinois
Missouri State
at Southern Illinois
Southeast Missouri
at Austin Peay
UT Martin
at Eastern Illinois
Tennessee State
at Eastern Kentucky
Jacksonville State
at Tennessee Tech

1H Result

Interception
Punt
Interception
Touchdown
Fumble
Punt
Punt

2H Result

Punt
Interception
Punt
Punt
Touchdown
Punt
Punt

MURRAY STATE SCORING DRIVES

Opponent	Qt.	Points	Plays	Yards	TOP	How Scored
Illinois	2	3	10	64	3:38	Mitchell 34yd field goal
Missouri St.	1	3	7	36	2:22	Mitchell 31yd field goal
Missouri St.	2	7	4	74	0:53	Gandy 55yd pass from Humphries
Missouri St.	2	3	11	50	2:43	Mitchell 36yd field goal
Missouri St.	3	7	9	66	2:42	Gandy 1yd pass from Humphries
Missouri St.	4	3	11	70	1:48	Mitchell 37 yd field goal
Southern Ill.	1	3	7	72	2:19	Mitchell 25yd field goal
Southern Ill.	1	7	1	14	0:06	Gandy 14yd pass from Birse
Southern Ill.	4	7	1	68	0:10	McGraw 68yd rush
Southeast Mo.	1	7	6	83	1:34	Johnson 67yd pass from Humphries
Southeast Mo.	3	6	4	88	1:14	Gray 1yd rush
Southeast Mo.	4	3	4	9	1:56	Mitchell 39yd field goal
Austin Peay	1	3	4	7	1:17	Mitchell 39yd field goal
Austin Peay	2	7	3	42	0:26	Gandy 9yd pass from Humphries
Austin Peay	2	7	6	47	1:33	Gandy 15yd pass from Humphries
Austin Peay	2	7	5	25	1:32	Blackburn 10yd pass from Humphries
Austin Peay	3	7	12	91	4:21	Humphries 10yd rush
Austin Peay	4	7	17	98	6:13	Stults 9yd pass from Humphries
Austin Peay	4	7	5	50	1:16	Gandy 12yd from Humphries
UT Martin	1	7	1	6	0:08	Gandy 2yd pass from Humphries
UT Martin	2	7	6	96	2:34	McGraw 65yd rush
UT Martin	2	7	2	23	0:32	Moss 23yd pass from Humphries
UT Martin	4	7	6	84	1:56	Blackburn 23yd pass from Humphries
UT Martin	4	3	6	29	1:42	Mitchell 50yd field goal
Eastern Ill.	1	3	8	44	2:42	Mitchell 37yd field goal
Eastern Ill.	2	7	7	75	1:55	Johnson 1 yd run
Eastern Ill.	2	3	10	55	3:10	Mitchell 36yd field goal
Eastern Ill.	2	3	9	37	1:51	Mitchell 37yd field goal
Eastern Ill.	3	3	6	18	1:16	Mitchell 49yd field goal
Eastern Ill.	3	3	6	6	0:26	Mitchell 25yd field goal
Eastern Ill.	4	7	2	87	0:17	Blackburn 87yd pass from Humphries
Eastern Ill.	4	8	2	80	0:44	McGraw 77yd run
Eastern Ill.	4	3	5	14	1:39	Mitchell 29yd field goal

2016 OFFENSIVE STARTERS GAME-BY-GAME

	X	LT	LG	C	RG	RT	Y	H	Z	QB	F
ILL	Gandy	Irby	Rainey	Newman	White	Banks	Blackburn	Golson	Gainey	Humphries	Dodson
MOST	Gandy	Irby	Rainey	Newman	White	Banks	Blackburn	Stults	Gainey	Humphries	Johnson
SIU	Gandy	Irby	Stallworth	Newman	White	Banks	Blackburn	Golson	Gainey	Birse	Johnson
SEMO	Gandy	Tillard	Stallworth	Rainey	White	Banks	Blackburn	Stults	Moss	Humphries	Johnson
AP	Gandy	Tillard	Stallworth	Newman	Rainey	Banks	Blackburn	Stults	Moss	Humphries	McGraw
UTM	Gandy	Irby	Stallworth	Newman	White	Tillard	Blackburn	Stults	Moss	Humphries	McGraw
EIU	Gandy	Irby	Stallworth	Newman	White	Banks	Blackburn	Feggins	Moss	Humphries	McGraw
TSU											
EKU											
JSU											
TTU											

2016 DEFENSIVE STARTERS GAME-BY-GAME

	STUD	DT	NOSE	END	MIKE	WILL	SLASH	FS	JACK	CB	CB
ILL	Elrington	Johnson	Stahl	Jackson	Crittendon	Williams	Z. Wade	Shipley	Omli	D. Wade	Sanford
MOST	Elrington	Johnson	Stahl	Jackson	Crittendon	Williams	Z. Wade	Boone	Omli	D. Wade	Sanford
SIU	Elrington	Johnson	Stahl	Jackson	Crittendon	Williams	Z. Wade	Boone	Omli	D. Wade	Sanford
SEMO	Elrington	Woods	Johnson	Jackson	Crittendon	Rodriguez	Z. Wade	Boone	Omli	D. Wade	Walton
AP	Elrington	Woods	Johnson	Jackson	Crittendon	Rodriguez	Foster	Shipley	Omli	D. Wade	Walton
UTM	Elrington	Woods	Johnson	Owens	Paige	Rodriguez	Z. Wade	Omli	Foster	D. Wade	Sanford
EIU	Woods	Johnson	Nalls	Owens	Paige	Rodriguez	Z. Wade	Omli	Foster	D. Wade	Sanford
TSU											
EKU											
JSU											
TTU											

2016 WON-LOST MARGINS

Margin	1	2	3	4	5	6	7	8	9	10	11	12	13	14	15
Won By		1													
Lost By	1					1	1								
Margin	16	17	18	19	20	21	22	23	24	25	26	27	28	29	30+
Won By													1		
Lost By															2

2016 SCORE BY QUARTERS

	1st Qtr.	2nd Qtr.	3rd Qtr.	4th Qtr.	OT	Total
Murray St.	33	61	25	55	0	174
Avg.	4.7	8.7	3.6	7.9	0.0	24.9
Opponents	96	63	26	55	0	240
Avg.	13.7	9.0	3.7	7.9	0.0	34.3

2016 TEAM/OPPONENT HIGHS & LOWS				
	MURRAY STATE		OPPONENT	
	HIGHS	LOWS	HIGHS	LOWS
Offense				
Points	45 - APSU, 10/1	3 - ILL, 9/3	52 - ILL, 9/3	17 - SEMO, 9/24; APSU, 10/1
First Downs	34 - APSU, 10/1	12 - SIU, 9/17	30 - SIU, 9/17	20 - APSU, 10/1
Total Offense	565 - APSU, 10/1	165 - ILL, 9/3	566 - EIU, 10/22	355 - APSU, 10/1
Touchdowns	6 - APSU, 10/1	0 - ILL, 9/3	7 - ILL, 9/3	2 - SEMO, 9/24; APSU, 10/1
Passing Yards	455 - APSU, 10/1	175 - ILL, 9/3	342 - EIU, 10/22	171 - APSU, 10/1
Passing TD	5 - APSU, 10/1	0 - ILL, 9/3	4 - SIU, 9/17	0 - APSU, 10/1
Rushing Yards	236 - EIU, 10/22	9 - SEMO, 9/24	287 - ILL, 9/3	119 - SEMO, 9/24
Rushing TD	2 - EIU, 10/22	---	4 - ILL, 9/3	0 - SEMO, 9/24, UTM, 10/15
T.O.P.	32:50 - APSU, 10/1	23:59 - UTM, 10/15	36:01 - UTM, 10/15	27:10 - APSU, 10/1
Interceptions	3 - MOST, 9/10; SIU, 9/17	0 - SEMO, 9/24, EIU - 10/22	3 - EIU, 10/22	0 - 3 Times
Fumbles Lost	2 - APSU, 10/1	0 - 3 Times	3 - EIU, 10/22	0 - ILL, 9/3
Defense				
Tackles	104 - EIU, 10/22	68 - APSU, 10/1	102 - APSU, 10/1	64 - SIU, 9/17
Tackles-For-Loss	9.0 - SEMO, 9/24	3.0 - ILL, 9/3; SIU, 9/17	11.0 - 3 Times	6.0 - EIU, 10/22
Sacks	5.0 - SEMO, 9/24	1.0 - 4 Times	6.0 - ILL, 9/3	0.0 - EIU, 10/22
QB Hurries	6 - MOST, 9/10	1 - SIU, 9/17; APSU - 10/1	6 - EIU, 10/22	0 - SEMO, 9/24
Special Team & Misc.				
Field Goals	6 - EIU, 10/22	1 - 5 Times	3 - UTM, 10/15	0 - MOST, 9/10
Punt Average	49.4 - SIU, 9/17	0.0 - APSU, 10/1	43.0 - ILL, 9/3	32.8 - EIU, 10/22
Penalties (Yards)	9 (98) - UTM, 10/15	4 (29) - ILL, 9/3	12 (130) - MOST, 9/10	5 (40) - SEMO, 9/24
2016 INDIVIDUAL HIGHS				
	MURRAY ST.		OPPONENT	
Offense				
Passing Yards	455 - Humphries (APSU, 10/1)		317 - Cook (UTM, 10/15)	
Passing TD	5 - Humphries (APSU, 10/1)		4 - Straughn (SIU, 9/17)	
Rush Yards	1139 - McGraw (EIU, 10/22)		155 - Church (EIU, 10/22)	
Rush TD	1 - 6 Players		2 - Foster (ILL, 9/3), Church (EIU, 10/22)	
Receiving Yds.	147 - Gandy (APSU, 10/1); Blackburn (EIU, 10/22)		98 - Earl (MOST, 9/10)	
Receiving TD	3 - Gandy (APSU, 10/1)		2 - Earl (MOST, 9/10)	
Defense				
Tackles	13 - Z. Wade (MOST, 9/10), Paige (EIU, 10/22)		14 - Cole (MOST, 9/10)	
Tackles-For-Loss	3.0 - Crittendon (MOST, 9/10)		3.0 - Phillips, President (ILL, 9/3)	
Sacks	2.0 - Jackson (ILL, 9/3); Elrington (SEMO, 9/24)		2.0 - 3 Players	
Interceptions	1 - 6 Players		1 - 10 Players	
Blocked Kicks	1 - Crittendon (MOST, 9/10)		---	
Special Teams				
Field Goals	6 - Mitchell (EIU, 10/22)		3 - Mersman (UTM, 10/15)	
Punt Average	49.4 - Stratton (SIU, 9/17)		43.0 - Frain (ILL, 9/3)	

THE LAST TIME MURRAY STATE...

30+ Rushing Attempts

30, Mike Harris (133 yds) vs Eastern Illinois, 10-15-11

100 Yards Rushing

115, Mareio McGraw, at Eastern Illinois, 10-22-16

200 Yards Rushing

206, Mike Harris vs. Eastern Kentucky, 10-29-11

300 Yards Rushing

310, Stevie Chaney vs Austin Peay, 11-12-05

20+ Completions

23, KD Humphries (23-43-299) , at Eastern Illinois, 10-22-16

30+ Completions

35, KD Humphries (35-52-356), Missouri St., 9-10-16

40+ Completions

49, KD Humphries (49-60-455) at Austin Peay, 10-1-16

30+ Passing Attempts

34, KD Humphries (22-34-343) vs. Southeast Mo. 9-24-16

40+ Passing Attempts

43, KD Humphries (23-43-299) , at Eastern Illinois, 10-22-16

50+ Passing Attempts

60, KD Humphries (49-60-455), Austin Peay, 10-15-15

30+ Passing Attempts In One Half

37, KD Humphries (28-37-241) at Austin Peay (1st), 10-1-15

300+ Passing

343, KD Humphries (23-34, 1TD), vs. Southeast Mo. 9-24-16

400+ Passing

455, KD Humphries (49-60, 5TD) at Austin Peay, 10-1-16

500+ Passing

537, Casey Brockman (45-67, 8TD) vs UTM, 10-13-12

3 TD's Passing

3, KD Humphries (23-44-248) vs. UT Martin, 10-15-16

4 TD's Passing

4, Casey Brockman (35-46-321) vs Georgia St., 10-8-11

5+ TD's Passing

5, KD Humphries (49-60-455) at Austin Peay, 10-1-16

2 TD's Receiving

2, Jordan Gandy, Missouri St., 9-10-16

3+ TD's Receiving

3, Jordan Gandy, at Austin Peay, 10-1-16

One Player Accounting For Three Scores In Three Different Ways

Casey Brockman (rush, reception, and pass)
vs Southeast Mo., 11-19-11

10+ Receptions

13, Jordan Gandy (147), at Austin Peay, 10-1-16

15+ Receptions

19, Jeremy Harness (164) at Tennessee Tech, 10-4-14

100+ Receiving Yards

147, Jesse Blackburn, at Eastern Illinois, 10-22-16

150+ Receiving Yards

162, Jesse Blackburn, at Tennessee St., 11-7-15

200+ Receiving Yards

213, Marcus Harris vs Missouri State, 10-9-10

Kickoff Return For TD

85, Janawski Davis, vs. UT Martin, 10-24-15

Punt Return For TD

62, Janawski Davis vs. Ky. Wesleyan, 10-25-14

Interception For TD

26, Marquez Samford, vs. Eastern Ill., 10-31-15

60+ Punt

78, Landon Stratton, at Southern Ill., 9-17-16

Scored A Safety

vs Mississippi Valley State, 9-10-11

Fumble Return For TD

1, Demetrius Mason, at Jacksonville St, 11-21-15

Blocked Punt For TD

Brandon Wicks block, Jeffery Richard TD
vs. Miss Valley St, 9-10-11

Blocked Punt

Brandon Wicks vs. Eastern Illinois, 10-15-11

Blocked Field Goal

Lamont Crittendon, Missouri St., 9-10-16

Blocked Extra Point

Zach Dean (2) at Tennessee State, 11-7-15

Blocked PAT Return for 2 Pts.

Shawn Samuels-Connell at Tennessee State, 11-7-15

4 Interceptions In Game By One Player

4, Bud Qualk vs Austin Peay, 11-8-69

3 Interceptions In Game By One Player

4, Bud Qualk vs Austin Peay, 11-8-69

2 Interceptions In A Game By One Player

2, Nathan Brinkley, vs UT Martin, 9-25-10

3 Field Goals In A Game

Connor Mitchell (31, 36, 37), vs. Missouri St., 9-10-16

4 Field Goals in a Game

Kienan Cullen (37, 21, 20, 40) vs Tenn Tech, 11-6-10

5+ Field Goals in a Game

Connor Mitchell (37, 36, 37, 49, 25, 29) vs. Eastern Illinois, 10-22-16

50+ Field Goal

50, Connor Mitchell vs UT Martin, 10-15-16

60+ Field Goal

62, Paul Hickert vs Eastern Kentucky, 10-11-86

Rush Of 65+ Yards

65, Mareio McGraw, vs. UT Martin, 10-15-16

Pass Of 65+ Yards

71, KD Humphries to Janawski Davis vs. UT Martin, 10-24-15

Rush Of 75+ Yards

77, Mareio McGraw, at Eastern Illinois, 10-22-16

Pass of 75+ Yards

87, KD Humphries to Jesse Blackburn at Eastern Ill. 10-22-16

Rush Of 85+ Yards

94, Mike Harris vs Tennessee Tech, 11-6-10

Rush Of 95+ Yards

97, Stevie Chaney vs Austin Peay, 11-12-05

THE LAST TIME AN OPPONENT...

30+ Rushing Attempts

30, Jarvion Franklin, Western Michigan, 9-20-14

100+ Yards Rushing

155, Devin Church, Eastern Ill., 10-22-16

200+ Yards Rushing

224, Tremane McCullough, Southeast Mo., 10-3-15

20+ Completions

21, Troy Cook, UT Martin, 10-15-16

30+ Completions

42, Derek Carr, UT Martin, 10-13-12

30+ Passing Attempts

38, Troy Cook, UT Martin, 10-15-16

40+ Passing Attempts

44, Jesse Hosket, Southeast Mo. 9-24-16

4+ TD's Passing

4, O'Shay Ackerman-Carter, Tennessee St., 11-7-15

10+ Receptions

14, Brock McCain, Tennessee Tech, 9-27-15

15+ Receptions

21, Erik Lora, Eastern Illinois, 9-22-12

100+ Receiving Yards

143, Rod Wright, UT Martin, 10-24-15
103, William Tanner, UT Martin, 10-24-15

150+ Receiving Yards

169, Paul McRoberts, Southeast Mo., 10-3-15

200+ Receiving Yards

200, Mitch Kimble, Eastern Ill., 10-22-16

Kickoff Return For TD

98, D.J. Davis, Southern Ill., 9-17-16

Punt Return For TD

72, Jesse Grandy, Central Arkansas, 9-8-12

Interception For TD

36 yards, Tae Martin, UT Martin, 10-15-16

Scored A Safety

Eastern Illinois, 11-9-13

Fumble Return For TD;

95, Jabari Weeks, Union, 8-28-14

Blocked Punt For TD

Missouri State, 10-9-10

Blocked Punt

1, Missouri State, 10-9-10

50+ Field Goal

52, Jackson Redditt, UT Martin, 11-1-14

Rush Of 75+ Yards

97, Chris Douglas, Missouri State, 10-9-10

Pass Of 75+ Yards

75, Troy Cook to Greg McKillion, UT Martin, 10-15-16

2016 OFFENSIVE INDIVIDUAL GAME-BY-GAME

Rushing (Att.-Yards-TD)

	ILL	MOST	SIU	SEMO	AP	UTM	EIU	TSU	EKU	JSU	TTU
Cameron Birse	1-(-4)-0	---	5-(-20)-0	---	---	---	---				
Jesse Blackburn	---	---	---	---	---	4-12-0	---				
Mark Dodson	4-16-0	---	---	---	---	---	---				
L.J. Gainey	---	2-3-0	---	1-(-9)-0	---	---	---				
Trae Gordon	2-2-0	---	7-5-0	---	7-23-0	---	---				
Tyre Gray	---	---	---	1-1-1	---	1-1-0	---				
Houston Hartz	1-6-0	---	---	---	---	---	---				
KD Humphries	9-(-12)-0	8-(-2)-0	---	5-(-18)-0	9-3-1	8-(-13)-0	7-31-0				
Jonathan Jackson	---	---	---	---	---	---	1-10-0				
Demetric Johnson	6-(-2)-0	19-77-0	18-50-0	16-21-0	---	4-3-0	13-60-1				
Marieo McGraw	2-6-0	2-3-0	5-78-1	2-14-0	16-86-0	10-110-1	15-139-1				
Mitch Stults	---	---	---	---	1-1-0	---	---				

Receiving (Rec.-Yards-TD)

	ILL	MOST	SIU	SEMO	AP	UTM	EIU	TSU	EKU	JSU	TTU
Cameron Birse	---	---	1-(-1)-0	---	---	---	---				
Jesse Blackburn	4-48-0	2-24-0	4-19-0	3-112-0	8-94-1	5-55-1	4-147-1				
Jensen Feggins	1-17-0	1-12-0	---	---	1-19-0	2-6-0	2-14-0				
L.J. Gainey	1-(-5)-0	4-34-0	1-4-0	1-2-0	4-20-0	---	---				
Jordon Gandy	3-36-0	7-102-2	3-106-1	3-5-0	13-147-3	8-118-1	3-30-0				
Malik Golson	2-34-0	5-21-0	4-28-0	---	3-20-0	2-13-0	3-26-0				
Trae Gordon	1-(-6)-0	---	---	---	1-6-0	---	---				
Tyre Gray	2-13-0	1-7-0	---	---	1-5-0	---	1-1-0				
Demetric Johnson	5-26-0	7-77-0	2-20-0	6-96-1	---	1-11-0	4-45-0				
Mareio McGraw	---	---	---	1-67-0	5-25-0	2-18-0	2-17-0				
Jonathan Moss	---	3-46-0	1-33-0	2-16-0	5-42-0	2-28-1	3-11-0				
Rajai Perkins	---	1-5-0	---	---	---	---	---				
Mitch Stults	3-12-0	4-26-0	---	7-45-0	7-61-1	1-(-1)-0	1-8-0				
Sterling Taylor	---	---	---	---	1-16-0	---	---				

Passing (Comp.-Att.-Int.-Yards-TD)

	#2 KD Humphries	#14 Cameron Birse	#19 Houston Hartz	#85 Jesse Blackburn
at Illinois	18-31-2-163-0	2-3-0-18-0	1-1-0-(-6)-0	---
Missouri State	35-52-3-356-2	---	---	---
at Southern Illinois	---	15-29-2-210-1	0-1-1-0-0	1-1-0-(-1)-0
Southeast Missouri	23-34-0-343-1	---	---	---
at Austin Peay	49-60-1-455-5	---	---	---
UT Martin	23-44-1-248-3	---	---	---
at Eastern Illinois	23-43-0-299-1	---	---	---
Tennessee State				
at Eastern Kentucky				
Jacksonville State				
at Tennessee Tech				

Punting/Field Goals (Punts-Avg./FGM-FGA-Long)

	#37 Landon Stratton P	#41 Connor Mitchell FG
at Illinois	7-42.4	1-2-34
Missouri State	6-30.0	3-3-37
at Southern Illinois	8-49.4	1-1-25
Southeast Missouri	9-44.9	1-3-39
at Austin Peay	0-0.0	1-2-39
UT Martin	7-47.3	1-1-50
at Eastern Illinois	4-42.2	6-6-49
Tennessee State		
at Eastern Kentucky		
Jacksonville State		
at Tennessee Tech		

2016 DEFNSIVE INDIVIDUAL GAME-BY-GAME

Tackles (Total-TFL-TFLYds.)

	ILL	MOST	SIU	SEMO	AP	UTM	EIU	TSU	EKU	JSU	TTU
Robert Adams	---	1-0-0	---	---	---	---	---				
Noah Banks	---	1-0-0	---	---	---	---	---				
Chase Boling	---	---	---	---	---	1-0-0	---				
Dylan Boone	7-0-0	7-1.0-2	6-0-0	10-0-0	10-0-0	---	---				
Lamont Crittendon	8-1.0-3	12-3.0-8	6-0.5-1	9-1.0-5	3-0-0	---	---				
Andre Davis	1-0-0	---	---	---	---	---	---				
Wes Drewery	---	---	---	---	---	1-0-0	---				
Ryan Duvall	---	---	---	---	---	---	1-0-0				
Zuri Elrington	1-0-0	1-0-0	4-1.0-3	4-2.0-13	---	2-1.0-1	---				
Isaiah Foster	5-0-0	1-0.5-0	5-0-0	4-0-0	6-0-0	6-1.0-1	11-1.5-2				
Jordon Gandy	---	---	1-0-0	1-0-0	---	---	---				
Malik Golson	---	1-0-0	---	---	---	---	1-0-0				
Jonathan Jackson	5-2.0-11	9-0-0	5-0.5-1	9-1.0-3	5-1.0-3	5-0-0	8-1.0-1				
Demetric Johnson	1-0-0	---	1-0-0	---	---	---	---				
Rashad Johnson	2-0-0	1-0-0	---	3-1.0-1	---	1-0-0	1-0-0				
Mario McGraw	---	1-0-0	---	---	---	---	---				
Connor Mitchell	---	1-0-0	---	---	---	---	---				
Jonathan Moss	---	---	---	---	1-0-0	---	1-0-0				
Dee Nalls	1-0-0	1-0-0	1-0-0	---	2-0-0	1-0-0	1-0-0				
Toby Omli	3-0-0	5-1.0-8	6-1.0-3	5-0-0	9-0-0	5-0-0	8-0-0				
Silas Owens	1-0-0	1-0-0	3-0-0	4-1.0-1	1-1.0-4	2-0-0	4-0-0				
Rajai Perkins	---	---	1-0-0	---	---	3-0-0	---				
Marico Paige	2-0-0	8-0-0	3-0-0	5-0.5-1	7-1.0-6	9-1.0-2	13-0-0				
Troy-Wayne Quinn	---	1-0-0	4-0-0	1-0-0	---	2-1.0-3	2-0-0				
Sean Rodriguez	5-0-0	4-0-0	7-0-0	5-1.0-4	10-0-0	8-0-0	8-0-0				
Marquez Sanford	4-0-0	5-0-0	5-0-0	6-0-0	2-1.0-7	1-0-0	5-0-0				
JamesSappington	---	---	---	1-0-0	---	3-0-0	2-0-0				
Derrick Shaw	2-0-0	---	---	---	---	---	5-0.5-0				
Zach Shipley	3-0-0	3-0-0	4-0-0	---	2-0-0	5-0-0	1-0-0				
Chris Stahl	1-0-0	3-0-0	1-0-0	---	---	---	1-0-0				
Sterling Taylor	---	---	---	---	1-0-0	---	2-0-0				
Jordan Tyler	---	---	---	---	---	1-0-0	2-0-0				
Korey Tillman	1-0-0	3-0-0	4-0-0	---	---	---	---				
D'Montre Wade	5-0-0	1-0-0	9-0-0	---	4-0-0	2-0-0	5-0-0				
Zachary Wade	5-0-0	13-0-0	9-0-0	7-.05-2	---	6-0.5-1	9-0.5-1				
Nigel Walton	1-0-0	---	---	2-0-0	2-0-0	3-0-0	2-0-0				
Greg Willard	1-0-0	1-0-0	---	2-0-0	---	1-0-0	---				
D'Vaughn Whitt	1-0-0	2-0.5-0	2-0-0	1-1-0	---	---	---				
Quincy Williams	7-0-0	6-1.0-1	2-0-0	---	1-0-0	5-0-0	1-0-0				
Bishop Woods	---	---	3-0-0	4-1.0-5	2-0-0	7-2.0-4	9-1.5-2				

Sacks (Sacks-Yds)

	ILL	MOST	SIU	SEMO	AP	UTM	EIU	TSU	EKU	JSU	TTU
Lamont Crittendon	---	---	---	1.0-5	---	---	---				
Zuri Elrington	---	---	1.0-3	2.0-13	---	---	---				
Jonathan Jackson	2.0-11	---	---	---	---	---	---				
Toby Omli	---	1.0-8	---	---	---	---	---				
Silas Owens	---	---	---	0.5-1	1.0-4	---	---				
Marico Paige	---	---	---	0.5-1	1.0-6	---	---				
Troy-Wayne Quinn	---	---	---	---	---	1.0-3	---				
Marquez Sanford	---	---	---	---	1.0-7	---	---				
Bishop Woods	---	---	---	1.0-5	---	---	1.0-1				

2016 DEFNSIVE INDIVIDUAL GAME-BY-GAME

Interceptions-Break Ups

	ILL	MOST	SIU	SEMO	AP	UTM	EIU	TSU	EKU	JSU	TTU
Dylan Boone	---	---	---	1-1	0-1	---	---				
Isaiah Foster	---	---	0-1	0-1	1-0	---	0-1				
Jonathan Jackson	---	---	---	0-2	---	---	0-2				
Silas Owens	---	---	---	---	---	---	1-0				
Marquez Sanford	---	---	---	0-3	---	0-4	0-1				
Zach Shipley	---	---	---	---	---	0-1	---				
D'Montre Wade	0-2	1-1	0-5	---	---	0-3	1-0				
Zachary Wade	---	---	---	---	---	---	0-1				
Nigel Walton	---	---	---	0-1	---	---	---				
Greg Willard	---	---	---	---	---	---	1-0				

Fumbles (FF-FR)

	ILL	MOST	SIU	SEMO	AP	UTM	EIU	TSU	EKU	JSU	TTU
Dylan Boone	---	0-1	---	---	---	---	---				
Zuri Elrington	---	---	---	1-0	---	---	---				
Isaiah Foster	---	---	---	---	---	1-0	---				
Malik Golson	---	1-0	---	---	---	---	---				
Jonathan Jackson	---	---	---	2-0	---	---	---				
Dee Nalls	---	---	---	---	---	0-1	---				
Toby Omli	---	---	1-0	---	---	---	1-1				
Silas Owens	---	---	---	---	0-1	---	---				
Marico Paige	---	---	---	---	1-0	1-1	---				
Marquez Sanford	---	---	---	---	---	---	1-1				
Derrick Shaw	---	---	---	---	---	---	0-1				
Zachary Wade	---	---	0-1	0-1	---	---	---				
Bishop Woods	---	---	---	---	---	---	1-0				

Miscellaneous (Blks-QBH)

	ILL	MOST	SIU	SEMO	AP	UTM	EIU	TSU	EKU	JSU	TTU
Lamont Crittendon	---	1-0	---	---	0-1	---	---				
Zuri Elrington	---	0-1	---	---	---	---	---				
Jonathan Jackson	---	0-1	---	0-1	---	---	0-1				
Rashas Johnson	---	---	---	---	---	0-1	---				
Marico Paige	---	---	---	0-1	---	0-2	---				
Troy-Wayne Quinn	---	0-2	---	0-1	---	---	---				
Zach Shipley	---	---	0-1	---	---	---	---				
D'Vaughn Whitt	---	0-1	---	---	---	---	---				
Greg Willard	---	---	---	0-1	---	---	---				
Quincy Williams	0-2	0-1	---	---	---	---	---				
Bishop Woods	---	---	---	---	---	---	0-1				

MSU/OPPONENT GAME-BY-GAME

Game	Score	First Downs	Time of Possession	Rushing (No-Yds-TD)	Passing (Cmp-Att-Int-Yds-TD)	Total Offense (Plays-Yds-TD)	3rd Down Conv.	Fumbles-Lost
MURRAY STATE	3	13	26:32	26-(-10)-0	21-35-2-175-0	61-165-0	4-16	1-1
at Illinois	52	21	33:28	40-287-4	16-24-0-228-3	64-515-7	6-12	1-0
MURRAY STATE	22	21	25:17	30-72-0	21-35-2-356-2	82-428-2	9-21	2-1
Missouri State	28	23	34:33	52-174-1	21-37-1-295-3	89-469-4	8-20	1-1
MURRAY STATE	17	12	27:25	36-110-1	16-31-3-209-1	67-319-2	4-18	0-0
at Southern Illinois	50	30	32:35	49-269-2	27-38-0-289-4	87-558-6	4-15	4-1
MURRAY STATE	16	13	24:30	25-9-1	23-34-0-343-1	59-352-2	4-15	0-0
Southeast Missouri	17	26	35:30	46-154-0	20-45-1-266-2	91-385-2	11-23	3-1
MURRAY STATE	45	34	32:50	35-110-1	46-60-1-455-5	95-565-6	10-19	3-4
at Austin Peay	17	20	27:10	35-184-2	16-24-1-171-0	59-355-2	3-10	0-1
MURRAY STATE	31	17	23:59	27-121-1	23-44-1-248-3	71-369-4	3-16	1-1
UT Martin	38	22	36:01	42-129-0	21-38-0-317-3	80-446-3	8-17	2-2
MURRAY STATE	40	19	26:30	38-254-2	23-43-0-299-1	81-535-3	1-15	0-0
at Eastern Illinois	38	29	33:30	49-230-3	28-43-3-342-2	92-566-5	10-19	4-3
MURRAY STATE								
Tennessee State								
MURRAY STATE								
at Eastern Kentucky								
MURRAY STATE								
Jacksonville State								
MURRAY STATE								
at Tennessee Tech								

2016 IN THE RANKINGS

CATEGORY	FCS	OVC	VALUE
Blocked Kicks	55	2	1
Blocked Kicks Allowed	1	1	0
Blocked Punts Allowed	1	1	0
Completion Percentage	20	1	63.5
Fewest Penalties	76	2	51
Fewest Penalties Per Game	80	2	7.29
Fewest Penalty Yards	79	3	462
Fumbles Lost	47	3	5
Fumbles Recovered	6	1	9
Net Punting	3	1	40.66
Passing Offense	11	1	297.9
Red Zone Defense	30	3	76.0
Turnover Margin	58	3	0.0

Completions Percentage

KD Humphries	13	1	64.8
--------------	----	---	------

Completions Per Game

KD Humphries	3	1	28.5
--------------	---	---	------

Field Goals Percentage

Connor Mitchell	17	2	77.8
-----------------	----	---	------

Field Goals Per Game

Connor Mitchell	1	1	2.0
-----------------	---	---	-----

Forced Fumbles

Jonathan Jackson	30	2	0.29
------------------	----	---	------

Marico Paige	30	2	0.29
--------------	----	---	------

Toby Ormli	30	2	0.29
------------	----	---	------

Fumbles Recovered

Zachary Wade	8	2	2
--------------	---	---	---

Passes Defended

D'Montre Wade	1	1	1.9
---------------	---	---	-----

Marquez Sanford	42	4	1.1
-----------------	----	---	-----

Passing TDs

KD Humphries	27	3	12
--------------	----	---	----

Passing Yards

KD Humphries	13	2	1,864
--------------	----	---	-------

Passing Yards Per Game

KD Humphries	5	1	310.7
--------------	---	---	-------

Points Responsible For

KD Humphries	47	5	78
--------------	----	---	----

Points Responsible For Per Game

KD Humphries	31	3	13.0
--------------	----	---	------

Punting

Landon Stratton	10	2	43.3
-----------------	----	---	------

Receiving TDs

Jordon Gandy	15	2	7
--------------	----	---	---

Receiving Yards

Jordon Gandy	44	4	546
--------------	----	---	-----

Receiving Yards Per Game

Jordon Gandy	42	4	78.0
--------------	----	---	------

Receptions Per Game

Jordon Gandy	38	2	5.6
--------------	----	---	-----

Scoring

Connor Mitchell	23	1	8.3
-----------------	----	---	-----

Total Offense

KD Humphries	6	1	308.8
--------------	---	---	-------

Total Touchdowns

Jordon Gandy	45	3	7
--------------	----	---	---

2016 BIG GAMES

100-Yd Rushing Games

Player	Opponent	Att.-Yds.-TD
Mareio McGraw	UT Martin	10-110-1
Mareio McGraw	Eastern Ill.	15-139-1

10+ Reception Games

Player	Rec.	Opponent	Yds-TD
Jordon Gandy	13	Austin Peay	147-3

100-Yd Receiving Games

Player	Opponent	Rec.-Yds.-TD
Jordon Gandy	Missouri St.	7-104-2
Jordon Gandy	Southern Ill.	3-106-1
Jesse Blackburn	Southeast Mo.	3-112-0
Jordon Gandy	Austin Peay	13-147-3
Jesse Blackburn	Eastern Ill.	4-147-1

30+ Completion Games

Player	Opponent	Comp.-Att.
KD Humphries	Missouri St.	35-52
KD Humphries	Austin Peay	49-60

300-Yd Passing Games

Player	Opponent	Yds.-TD.
KD Humphries	Missouri St.	356-2
KD Humphries	Southeast Mo.	343-1
KD Humphries	Austin Peay	455-5

2016 INDIVIDUAL HONORS

Jesse Blackburn - WR Preseason All-OVC College Sports Madness - Preseason All-OVC 1st Tm.	Jordon Gandy - WR HEROSports - HERO of the Week - Week 5	Malik Golson - WR College Sports Madness - Preseason All-OVC 2nd Tm.
KD Humphries - QB STATS Offensive POY Watch List CFPA FCS Performer of the Year Watch List HERO Sports - Preseason 1st Tm. AA InstantScouting/National Mock Drafts - Preseason 1st Tm. AA STATS - Preseason 2nd Tm. AA College Sports Madness - Preseason 2nd Tm. AA College Sports Madness - Preseason 2nd Tm. All-OVC adidas® OVC Offensive Player of the Week - 10/2	Jonathan Jackson - LB College Sports Madness - Preseason All-OVC 2nd Tm.	Tony Mays II - OL College Sports Madness - Preseason All-OVC 2nd Tm.
Mareio McGraw - RB adidas® OVC Newcomer of the Week - 10/15 adidas® OVC Newcomer of the Week - 10/23	Connor Mitchell - K adidas® OVC Specialist of the Week - 10/23 STATS National Special Teams Player of the Week - 10/24	Toby Omli - DB College Sports Madness - Preseason All-OVC 2nd Tm.
Marquez Sanford - DB College Sports Madness - Preseason All-OVC 2nd Tm.	Landon Stratton - P College Sports Madness - Preseason All-OVC 2nd Tm.	Bishop Woods - DL College Sports Madness - Preseason All-OVC 2nd Tm.

2016 MURRAY STATE RED ZONE SCORING

	Times In RZ	Times Scored	Total Pts		Rush TDs	Pass TDs	FGs Made	-----Failed to score inside RZ -----					
				TDs				FGA	Downs	Int	Fumb	Half	Game
ILL	1	1	3	0	0	0	1	0	0	0	0	0	0
MOST	5	4	15	1	0	1	3	0	0	0	1	0	0
SIU	3	2	10	1	0	1	1	0	1	0	0	0	0
SEMO	3	1	6	1	1	0	0	2	1	0	1	0	0
AP	8	6	42	6	1	5	0	0	0	1	1	0	0
UTM	2	1	7	1	0	1	0	0	1	0	0	0	0
EIU	6	6	22	1	1	0	5	0	0	0	0	0	0
TSU													
EKU													
JSU													
TTU													
Totals	28	21	105	11	3	8	10	2	2	1	2	0	0
21-of-28 (75.0%)													

2016 OPPONENT RED ZONE SCORING

	Times In RZ	Times Scored	Total Pts		Rush TDs	Pass TDs	FGs Made	-----Failed to score inside RZ -----					
				TDs				FGA	Downs	Int	Fumb	Half	Game
ILL	4	3	21	3	2	1	0	0	0	0	0	1	0
MOST	4	2	15	2	1	1	0	1	1	0	0	0	0
SIU	4	4	24	3	1	2	1	0	0	0	0	0	0
SEMO	4	2	14	2	0	2	0	0	0	0	1	1	0
AP	2	1	7	1	1	0	0	0	1	0	0	0	0
UTM	4	4	20	2	0	2	2	0	0	0	0	0	0
EIU	3	3	21	3	3	3	0	0	0	0	0	0	0
TSU													
EKU													
JSU													
TTU													
Totals	25	19	122	16	8	8	3	1	2	0	1	2	0
19-of-25 (76.0%)													

2016 SEASON/CAREER STATS

SEASON

CAREER

Rushing	gp	att	gain	loss	net	avg	td	lg	avg/g	gp	att	gain	loss	net	avg	td	lg	avg/g
MCGRRAW, Mareio	7	51	450	14	436	8.5	3	77	62.3	7	51	450	14	436	8.5	3	77	62.3
JOHNSON, Demetri	6	76	236	35	201	2.6	1	18	33.5	29	76	236	35	201	2.6	1	18	6.9
GORDON, Trae	7	16	31	1	30	1.9	0	11	4.3	10	16	31	1	30	1.9	0	11	3.0
BLACKBURN, Jess	7	4	20	1	19	4.8	0	12	2.7	40	8	56	10	46	5.8	0	31	1.1
DODSON, Mark	1	4	16	0	16	4.0	0	12	16.0	1	4	16	0	16	4.0	0	12	16.0
JACKSON, Jonatha	7	1	10	0	10	10.0	0	10	1.4	37	1	10	0	10	10.0	0	10	0.3
HARTZ, Houston	4	1	6	0	6	6.0	0	6	1.5	6	1	6	0	6	6.0	0	6	1.0
GRAY, Tyre	7	2	2	0	2	1.0	1	1	0.3	7	2	2	0	2	1.0	1	1	0.3
STULTS, Mitch	7	1	1	0	1	1.0	0	1	0.1	32	1	1	0	1	1.0	0	1	0.0
GAINEY, L.J.	7	3	3	9	-6	-2.0	0	2	-0.9	7	3	3	9	-6	-2.0	0	2	-0.9
HUMPHRIES, KD	6	46	101	112	-11	-0.2	1	13	-1.8	34	245	789	519	270	1.1	12	24	7.9
BIRSE, Cameron	2	6	5	29	-24	-4.0	0	5	-12.0	2	6	5	29	-24	-4.0	0	5	-12.0
TEAM	4	6	0	32	-32	-5.3	0	0	-8.0									
Total	7	217	881	233	648	3.0	6	77	92.6									
Opponents	7	313	1536	150	1386	4.4	12	56	198.0									

Passing	gp	effic	comp	att	int	pct	yds	td	lg	avg/g	gp	effic	comp	att	int	pct	yds	td	lg	avg/g
HUMPHRIES, KD	6	133.78	171	264	7	64.8	1864	12	87	310.7	34	137.02	828	1280	26	64.7	9206	62	87	270.8
BIRSE, Cameron	2	110.79	17	32	2	53.1	228	1	64	114.0	2	110.79	17	32	2	53.1	228	1	64	114.0
HARTZ, Houston	4	-75.20	1	2	1	50.0	-6	0	0	-1.5	6	-8.40	2	4	1	50.0	-4	0	2	-0.7
BLACKBURN, Jess	7	91.60	1	1	0	100.	-1	0	0	-0.1	40	21.00	2	4	1	50.0	10	0	11	0.2
Total	7	129.78	190	299	10	63.5	2085	13	87	297.9										
Opponents	7	141.92	149	249	6	59.8	1908	17	75	272.6										

Receiving	gp	no.	yds	avg	td	lg	avg/g	gp	no.	yds	avg	td	lg	avg/g
GANDY, Jordon	7	39	546	14.0	7	64	78.0	25	47	681	14.5	9	64	27.2
BLACKBURN, Jess	7	30	499	16.6	3	87	71.3	40	146	1857	12.7	11	87	46.4
JOHNSON, Demetri	6	25	275	11.0	1	67	45.8	29	25	275	11.0	1	67	9.5
STULTS, Mitch	7	23	151	6.6	1	27	21.6	32	49	371	7.6	1	33	11.6
GOLSON, Malik	7	19	142	7.5	0	30	20.3	7	19	142	7.5	0	30	20.3
MOSS, Jonathan	7	16	176	11.0	1	33	25.1	7	16	176	11.0	1	33	25.1
GAINEY, L.J.	7	11	55	5.0	0	18	7.9	7	11	55	5.0	0	18	7.9
MCGRRAW, Mareio	7	10	127	12.7	0	67	18.1	7	10	127	12.7	0	67	18.1
FEGGINS, Jensen	7	7	68	9.7	0	19	9.7	7	7	68	9.7	0	19	9.7
GRAY, Tyre	7	5	26	5.2	0	8	3.7	7	5	26	5.2	0	8	3.7
GORDON, Trae	7	2	0	0.0	0	6	0.0	10	2	0	0.0	0	6	0.0
TAYLOR, Sterling	7	1	16	16.0	0	16	2.3	7	1	16	16.0	0	16	2.3
PERKINS, Rajai	7	1	5	5.0	0	5	0.7	7	1	5	5.0	0	5	0.7
BIRSE, Cameron	2	1	-1	-1.0	0	0	-0.5	2	1	-1	-1.0	0	0	-0.5
Total	7	190	2085	11.0	13	87	297.9							
Opponents	7	149	1908	12.8	17	75	272.6							

Total Offense	g	plays	rush	pass	total	avg/g	g	plays	rush	pass	total	avg/g
HUMPHRIES, KD	6	310	-11	1864	1853	308.8	34	1525	270	9206	9476	278.7
MCGRRAW, Mareio	7	51	436	0	436	62.3	7	51	436	0	436	62.3
BIRSE, Cameron	2	38	-24	228	204	102.0	2	38	-24	228	204	102.0
JOHNSON, Demetri	6	76	201	0	201	33.5	29	76	201	0	201	6.9
GORDON, Trae	7	16	30	0	30	4.3	10	16	30	0	30	3.0
BLACKBURN, Jess	7	5	19	-1	18	2.6	40	12	46	10	56	1.4
DODSON, Mark	1	4	16	0	16	16.0	1	4	16	0	16	16.0
JACKSON, Jonatha	7	1	10	0	10	1.4	37	1	10	0	10	0.3
GRAY, Tyre	7	2	2	0	2	0.3	7	2	2	0	2	0.3
STULTS, Mitch	7	1	1	0	1	0.1	32	1	1	0	1	0.0
HARTZ, Houston	4	3	6	-6	0	0.0	6	5	6	-4	2	0.3
GAINEY, L.J.	7	3	-6	0	-6	-0.9	7	3	-6	0	-6	-0.9
TEAM	4	6	-32	0	-32	-8.0						
Total	7	516	648	2085	2733	390.4						
Opponents	7	562	1386	1908	3294	470.6						

2016 SEASON/CAREER STATS

SEASON

CAREER

Scoring	td	fg	PAT				dxd	saf	pts	td	fg	PAT				dxd	saf	pts
			kick	rush	rcv	pass						kick	rush	rcv	pass			
MITCHELL, Connor	-	14-18	16-16	-	-	-	-	-	58	-	23-32	40-41	-	-	-	-	-	109
GANDY, Jordon	7	-	-	-	-	-	-	-	42	9	-	-	-	-	-	-	-	54
BLACKBURN, Jess	3	-	-	-	1	-	-	-	20	11	-	-	-	1	-	-	-	68
MCGRAW, Mareio	3	-	-	-	-	-	-	-	18	3	-	-	-	-	-	-	-	18
JOHNSON, Demetri	2	-	-	-	-	-	-	-	12	2	-	-	-	-	-	-	-	12
GRAY, Tyre	1	-	-	-	-	-	-	-	6	1	-	-	-	-	-	-	-	6
HUMPHRIES, KD	1	-	-	-	-	-	-	-	6	12	-	-	0-1	-	0-2	-	-	72
STULTS, Mitch	1	-	-	0-1	-	1-1	-	-	6	1	-	-	0-1	-	1-1	-	-	6
MOSS, Jonathan	1	-	-	-	-	-	-	-	6	1	-	-	-	-	-	-	-	6
STRATTON, Lando	-	-	-	-	-	0-1	-	-	0	-	-	-	-	-	0-1	-	-	0
Total	19	14-18	16-16	0-1	1	1-2	-	-	174									
Opponents	31	8-12	26-29	2-2	-	-	-	-	240									

Punt Returns	no.	yds	avg	td	lg	no.	yds	avg	td	lg
GOLSON, Malik	5	25	5.0	0	23	5	25	5.0	0	23
BLACKBURN, Jess	4	26	6.5	0	13	4	26	6.5	0	13
Total	9	51	5.7	0	23					
Opponents	13	69	5.3	0	23					

Kick Returns	no.	yds	avg	td	lg	no.	yds	avg	td	lg
GOLSON, Malik	10	184	18.4	0	40	10	184	18.4	0	40
SANFORD, Marque	5	107	21.4	0	37	5	107	21.4	0	37
WADE, D'Montre	5	76	15.2	0	19	5	88	17.6	0	19
JOHNSON, Demetri	4	68	17.0	0	23	4	68	17.0	0	23
MCGRAW, Mareio	3	57	19.0	0	27	3	57	19.0	0	27
OWENS, Silas	1	4	4.0	0	4	1	4	4.0	0	4
Total	28	496	17.7	0	40					
Opponents	26	677	26.0	1	98					

Interceptions	no.	yds	avg	td	lg	no.	yds	avg	td	lg
WADE, D'Montre	2	4	2.0	0	4	3	4	1.3	0	4
OWENS, Silas	1	36	36.0	0	36	1	36	36.0	0	36
FOSTER, Isaiah	1	17	17.0	0	17	1	17	17.0	0	17
WILLARD, Greg	1	0	0.0	0	0	1	0	0.0	0	0
BOONE, Dylan	1	0	0.0	0	0	1	0	0.0	0	0
Total	6	57	9.5	0	36					
Opponents	10	49	4.9	1	36					

Fumble Returns	no.	yds	avg	td	lg	no.	yds	avg	td	lg
BOONE, Dylan	1	20	20.0	0	20	2	80	40.0	1	60
Total	1	20	20.0	0	20					
Opponents	0	0	0.0	0	0					

2016 SEASON/CAREER STATS

	SEASON								CAREER							
All Purpose	g	rush	rcv	pr	kr	ir	total	avg/g	g	rush	rcv	pr	kr	ir	total	avg/g
MCGRRAW, M	7	436	127	0	57	0	620	88.6	7	436	127	0	57	0	620	88.6
GANDY, Jord	7	0	546	0	0	0	546	78.0	25	0	681	0	0	0	681	27.2
BLACKBURN, J	7	19	499	26	0	0	544	77.7	40	46	1857	26	151	0	2080	52.0
JOHNSON, D	6	201	275	0	68	0	544	90.7	29	201	275	0	68	0	544	18.8
GOLSON, Ma	7	0	142	25	184	0	351	50.1	7	0	142	25	184	0	351	50.1
MOSS, Jonat	7	0	176	0	0	0	176	25.1	7	0	176	0	0	0	176	25.1
STULTS, Mitc	7	1	151	0	0	0	152	21.7	32	1	371	0	0	0	372	11.6
SANFORD, M	7	0	0	0	107	0	107	15.3	18	0	0	0	107	46	153	8.5
WADE, D'Mo	7	0	0	0	76	4	80	11.4	27	0	0	0	88	4	92	3.4
FEGGINS, Je	7	0	68	0	0	0	68	9.7	7	0	68	0	0	0	68	9.7
GAINEY, L.J.	7	-6	55	0	0	0	49	7.0	7	-6	55	0	0	0	49	7.0
OWENS, Sila	7	0	0	0	4	36	40	5.7	18	0	0	0	4	36	40	2.2
GORDON, Tr	7	30	0	0	0	0	30	4.3	10	30	0	0	0	0	30	3.0
GRAY, Tyre	7	2	26	0	0	0	28	4.0	7	2	26	0	0	0	28	4.0
FOSTER, Isai	7	0	0	0	0	17	17	2.4	7	0	0	0	0	17	17	2.4
TAYLOR, Ster	7	0	16	0	0	0	16	2.3	7	0	16	0	0	0	16	2.3
DODSON, Ma	1	16	0	0	0	0	16	16.0	1	16	0	0	0	0	16	16.0
JACKSON, Jo	7	10	0	0	0	0	10	1.4	37	10	0	0	0	0	10	0.3
HARTZ, Hous	4	6	0	0	0	0	6	1.5	6	6	0	0	0	0	6	1.0
PERKINS, Ra	7	0	5	0	0	0	5	0.7	7	0	5	0	0	0	5	0.7
HUMPHRIES, B	6	-11	0	0	0	0	-11	-1.8	34	270	9	0	0	0	279	8.2
BIRSE, Came	2	-24	-1	0	0	0	-25	-12.5	2	-24	-1	0	0	0	-25	-12.5
TEAM	4	-32	0	0	0	0	-32	-8.0								
Total	7	648	2085	51	496	57	3337	476.7								
Opponents	7	1386	1908	69	677	49	4089	584.1								

Field Goals	att	good	long	blkd	att	good	long	blkd
MITCHELL, Connor	18	14	50	0	32	23	50	0
Total	18	14	50	0				
Opponents	12	8	48	1				

Punting	no.	yds	avg	lg	blk	no.	yds	avg	lg	blk
STRATTON, Landon	41	177	43.3	78	0	103	4377	42.5	78	0
Total	41	177	43.3	78	0					
Opponents	37	141	38.4	55	0					

Kickoffs	no.	yds	avg	tb	ob	no.	yds	avg	tb	ob
SAPPINGTON, Jam	27	166	61.7	7	0	27	1667	61.7	7	0
MITCHELL, Connor	10	542	54.2	2	1	44	2496	56.7	4	3
Total	37	220	59.7	9	1					
Opponents	45	271	60.2	12	2					

2016 SEASON/CAREER STATS

		SEASON										CAREER											
##	Defensive Leaders	gp	ua	a	total	tfl	sack	int	pb	fr	ff	blk	gp	ua	a	total	tfl	sack	int	pb	fr	ff	blk
21	WADE, Zachary	6	20	30	5	1.5	.	.	1	2	.	.	6	20	30	50	1.5	.	.	1	2	.	.
31	RODRIGUEZ, Sea	7	21	26	4	1.0	7	21	26	47	1.0
25	PAIGE, Marico	7	23	24	4	2.5	1.	.	.	1	2	.	7	23	24	47	2.5	1.5	.	.	1	2	.
4	JACKSON, Jonath	7	26	20	4	5.5	2.	.	4	.	2	.	37	14	14	284	21.5	6.0	.	6	1	3	.
24	OMLI, Toby	7	20	22	4	2.0	1.	.	.	1	2	.	14	44	47	91	2.5	1.0	.	1	1	2	.
22	BOONE, Dylan	5	23	17	4	1.0	.	1	2	1	.	.	28	63	33	96	3.5	0.5	1	4	2	.	.
17	FOSTER, Isaiah	7	20	18	3	3.0	.	1	3	.	1	.	7	20	18	38	3.0	.	1	3	.	1	.
9	CRITTENDON, La	6	12	26	3	5.5	1.	1	29	26	40	66	6.5	1.0	1
6	SANFORD, Marqu	7	19	9	2	1.0	1.	.	8	1	1	.	18	52	26	78	2.0	1.0	2	1	1	2	.
5	WADE, D'Montre	7	16	10	2	0.0	.	2	1	.	.	.	27	75	44	119	1.5	0.5	3	2	.	.	.
91	WOODS, Bishop	5	13	12	2	4.5	2.	.	.	.	1	.	26	46	61	107	13.5	3.5	.	.	2	2	.
13	WILLIAMS, Quincy	6	7	15	2	1.0	17	25	28	53	4.0	.	.	1	1	.	.
8	SHIPLEY, Zach	7	10	10	2	0.0	.	.	1	.	.	.	30	18	14	32	0.0	.	.	1	.	.	.
46	OWENS, Silas	7	6	10	1	2.0	1.	1	.	1	.	.	18	8	11	19	2.5	2.0	1	.	1	.	.
32	ELRINGTON, Zuri	6	6	6	1	4.0	3.	.	.	.	1	.	13	8	11	19	4.0	3.0	.	.	.	1	.
34	WALTON, Nigel	7	7	3	1	0.0	.	.	1	.	.	.	7	7	3	10	0.0	.	.	1	.	.	.
95	QUINN, Troy-Wayn	7	5	5	1	1.0	1.	7	5	5	10	1.0	1.0
99	JOHNSON, Rasha	7	3	5	8	1.5	18	5	8	13	1.5
98	TILLMAN, Korey	7	.	8	8	0.0	7	.	8	8	0.0
45	SHAW, Derrick	7	3	4	7	0.5	.	.	.	1	.	.	7	3	4	7	0.5	.	.	.	1	.	.
36	WHITT, D'Vaughn	7	3	3	6	0.5	7	3	3	6	0.5
38	SAPPINGTON, Ja	4	3	3	6	0.0	4	3	3	6	0.0
54	STAHL, Chris	6	.	6	6	0.0	6	.	6	6	0.0
90	NALLS, Dee	6	2	4	6	0.0	.	.	.	1	.	.	6	2	4	6	0.0	.	.	.	1	.	.
27	WILLARD, Greg	7	4	1	5	0.0	.	1	24	5	5	10	0.0	.	1
84	PERKINS, Rajai	7	1	3	4	0.0	7	1	3	4	0.0
20	MCGRAW, Mareio	7	2	1	3	0.0	7	2	1	3	0.0
42	TYLER, Jordan	7	2	1	3	0.0	7	2	1	3	0.0
80	TAYLOR, Sterling	7	1	2	3	0.0	7	1	2	3	0.0
16	GANDY, Jordon	7	2	1	3	0.0	25	3	1	4	0.0
89	MOSS, Jonathan	7	2	.	2	0.0	7	2	.	2	0.0
1	GOLSON, Malik	7	2	.	2	0.0	1	.	7	2	.	2	0.0	1	.
26	JOHNSON, Demetr	6	2	.	2	0.0	29	20	8	28	0.0	.	.	.	1	.	.
49	BOLING, Chase	7	.	1	1	0.0	15	.	2	2	0.0
47	ADAMS, Robert	7	.	1	1	0.0	7	.	1	1	0.0
39	DAVIS, Andre	2	.	1	1	0.0	2	.	1	1	0.0
40	DREWERY, Wes	7	1	.	1	0.0	18	2	.	2	0.0
71	BANKS, Noah	6	1	.	1	0.0	6	1	.	1	0.0
41	MITCHELL, Conno	7	1	.	1	0.0	16	1	.	1	0.0
97	DUVALL, Ryan	6	.	1	1	0.0	6	.	1	1	0.0
Total		7	28	30	59	38	14	6	3	9	11	1											
Opponents		7	28	24	52	64	22	10	2	5	4	.											

INDIVIDUAL CAREER HIGHS

#2 • KD Humphries • R-Sr. • QB

Pass Attempts.....	62 (TTU, 10/4/14)
Pass Completions.....	49 (APSU, 10/1/16)
Interceptions.....	3 (3 Times)
Pass TDs.....	6 (SEMO, 10/11/14)
Pass Yards.....	491 (TTU, 10/4/14)
Rush Attempts.....	16 (TSU, 11/22/14)
Rush TDs.....	2 (4 Times)
Rush Yards.....	55 (KWC, 10/25/14)

#4 • Jonathan Jackson • Sr. • LB

Tackles.....	19 (Twice)
Tackles-For-Loss.....	2.0 (Twice)
Sacks.....	2.0 (ILL, 9/3/16)
Fumbles Forced.....	1 (TTU, 9/26/15)
Fumbles Recovered.....	1 (UKY, 8/28/14)
QB Hurries.....	2 (UTM, 10/24/15)
Pass Breakups.....	2 (Twice)

#5 • D'Montre Wade • R-Jr. • DB

Tackles.....	12 (UTM, 11/1/14)
Tackles-For-Loss.....	1.0 (LOU, 9/6/14)
Sacks.....	0.5 (EKU, 11/14/15)
Interceptions.....	1 (3 Times)
QB Hurries.....	2 (UTM, 10/24/15)
Pass Breakups.....	5 (SIU, 9/17/16)

#6 • Marquez Sanford • So. • DB

Tackles.....	9 (WMU, 9/19/15)
Tackles-For-Loss.....	1.0 (Twice)
Interceptions.....	1 (Twice)
Sacks.....	1.0 (APSU, 10/1/16)
Pass Breakups.....	4 (UTM, 10/14/16)
Fumbles Forced.....	1 (Twice)
Fumbles Recovered.....	1 (EIU, 10/22/16)
Touchdowns.....	1 (EIU, 10/31/15)

#8 • Zach Shipley • R-Jr. • DB

Tackles.....	4 (EIU, 10/31/15)
Pass Breakups.....	1 (UTM, 10/15/16)
QB Hurries.....	1 (SIU, 9/17/16)

#9 • Lamont Crittendon • R-Jr. • LB

Tackles.....	12 (MOST, 9/10/16)
Tackles-For-Loss.....	3.0 (MOST, 9/10/16)
Sacks.....	1.0 (SEMO, 9/24/16)
Blocked Kicks.....	1 (MOST, 9/10/16)
QB Hurries.....	2 (UTM, 10/24/15)

#12 • Mitch Stults • Sr. • WR

Receptions.....	7 (Twice)
Receiving Yards.....	61 (APSU, 10/1/16)
Touchdowns.....	1 (APSU, 10/1/16)

#13 • Quincy Williams • R-So. • LB

Tackles.....	8 (EKU, 11/14/15)
Tackles-For-Loss.....	2.0 (EIU, 10/31/15)
Fumbles Recovered.....	1 (EKU, 11/14/15)
Pass Breakups.....	1 (EKU, 11/14/15)
QB Hurries.....	2 (ILL, 9/3/16)

#16 • Jordon Gandy • Jr. • WR

Receptions.....	13 (APSU, 10/1/16)
Receiving Yards.....	147 (APSU, 10/1/16)
Receiving TDs.....	3 (APSU, 10/1/16)

#22 • Dylan Boone • Jr. • DB

Tackles.....	10 (Twice)
Tackles-For-Loss.....	1.0 (3 Times)
Sacks.....	0.5 JSU (1/21/15)
Interceptions.....	1 (SEMO, 9/24/16)
Fumbles Recovered.....	1 (Twice)
Pass Breakup.....	1 (4 Times)
Touchdowns.....	1 (NIU, 9/12/15)

#24 • Toby Omli • Sr. • DB

Tackles.....	15 (WMU, 9/19/15)
Tackles-For-Loss.....	1.0 (Twice)
Sacks.....	1.0 (MOST, 9/10/16)
Forced Fumble.....	1 (Twice)
Fumbles Recovered.....	1 (EIU, 10/22/16)
Pass Breakup.....	1 (NIU, 9/12/15)

#26 • Demetric Johnson • R-Jr. • RB

Rush Attempts.....	19 (MOST, 9/10/16)
Rush Yards.....	68 (MOST, 9/10/16)
Receptions.....	7 (MOST, 9/10/16)
Receiving Yards.....	77 (MOST, 9/10/16)
Fumbles Recovered.....	1 (WMU, 9/19/15)

#27 • Greg Willard • Jr. • DB

Tackles.....	2 (Twice)
QB Hurries.....	1 (SEMO, 9/24/16)
Interceptions.....	1 (EIU, 10/22/16)

#32 • Zuri Elrington • Sr. • DL

Tackles.....	4 (SEMO, 9/24/16)
Tackles-For-Loss.....	2.0 (SEMO, 9/24/16)
Sacks.....	2.0 (SEMO, 9/24/16)
QB Hurries.....	1 (MOST, 9/10/16)
Forced Fumbles.....	1 (SEMO, 9/24/16)

#37 • Landon Stratton • R-So. • P

Punts.....	9 (SEMO, 9/24/16)
Punt Yards.....	404 (SEMO, 9/24/16)
Punt Average.....	49.4 (SIU, 9/17/16)
Longest Punt.....	78 (SIU, 9/17/16)
Touchbacks.....	3 (EIU, 10/31/15)
Punts Inside 20.....	4 (JSU, 11/21/15)

INDIVIDUAL CAREER HIGHS

#41 ■ Connor Mitchell ■ R-Sr. ■ K

Kickoffs 7 (Twice)
 Touchbacks 2 (MOST, 9/10/16)
 PATs Made 6 (UTM, 10/24/15)
 Field Goals Made 6 (EIU, 10/22/16)
 Long Field Goal 50 (UTM, 10/15/16)

#46 ■ Silas Owens ■ So. ■ DL

Tackles 4 (Twice)
 Tackles-For-Loss 1.0 (Twice)
 Sacks 1.0 (APSU, 10/1/16)
 Interceptions 1 (EIU, 10/22/16)
 QB Hurries 1 (Twice)
 Fumbles Recovered 1 (APSU, 10/1/16)

#85 ■ Jesse Blackburn ■ Sr. ■ WR

Receptions 10 (TSU, 11/7/15)
 Receiving Yards 170 (EKU, 11/23/13)
 Receiving TDs 2 (3 Times)

#91 ■ Bishop Woods ■ Jr. ■ DL

Tackles 10 (Twice)
 Tackles-For-Loss 2.0 (3 Times)
 Sacks 1.0 (3 Times)
 Forced Fumbles 1 (Twice)
 Fumbles Recovered 1 (Twice)
 QB Hurries 2 (TTU, 9/26/15)

#99 ■ Rashad Johnson ■ So. ■ DL

Tackles 2 (3 Times)
 Tackles-For-Loss 0.5 (UTM, 10/15/16)
 QB Hurries 1 (UTM, 10/15/16)

2016 MURRAY STATE COACHING STAFF



**MITCH
STEWART**
Head Coach
2nd Season



**CHRIS
BOONE**
Defensive Coordinator
2nd Season



**JAKE
JOHNSON**
Linebackers/ST Coord.
1st Season



**GORDON
STEELE**
Off. Line/Run Game Coord.
3rd Season



**SEAN
DAWKINS**
Running Backs/Co-Run Game
5th Season



**CASEY
BROCKMAN**
Wide Receivers
3rd Season



**KEVIN
PARK**
Linebackers
1st Season



**CORICO
WRIGHT**
Cornerbacks
1st Season



**STEVE
ADAMS**
Dir. of Rec. & Player Personnel
7th Season



**CRAIG
SWIETON**
Strength & Conditioning
6th Season



**CARSON
HUNTER**
Defensive Quality Control
1st Season



**DREW
BURNHAM**
Offensive Quality Control
2nd Season



**GARRETT
SCHWETTMAN**
Spec. Tms. Qual. Control
1st Season



**NICK
KNIGHT**
Defensive Graduate Asst.
1st Season



**HARRIS
BIVIN**
Offensive Graduate Asst.
1st Season



**MIKE
IVEN**
Video Coordinator
1st Season



**FULTON
HART**
Athletic Trainer
10th Season



**DALVIN
JONES**
Equipment Manger
2nd Season



**TAMRA
GARRISON**
Administrative Asst.
10th Season



**BO
RYDECKI**
S&C Student Assistant
2nd Season

2016 MURRAY STATE DEFENSE




**JONATHAN
JACKSON**

LB ■ 5-11 ■ 211 ■ Sr.
Mayfield, Ky.



**D'MONTRE
WADE**

DB ■ 6-0 ■ 192 ■ R-Jr.
Columbia, Tenn.



**MARQUEZ
SANFORD**

DB ■ 5-11 ■ 170 ■ So.
Macon, Ga.



**ZACH
SHIPLEY**

DB ■ 5-10 ■ 178 ■ R-Jr.
Madisonville, Ky.



**LAMONT
CRITTENDON**

LB ■ 5-10 ■ 235 ■ Jr.
Decatur, Ala.



**QUINCY
WILLIAMS**

LB ■ 6-0 ■ 215 ■ R-So.
Birmingham, Ala.



**ISAIAH
FOSTER**

DB ■ 6-2 ■ 175 ■ Jr.
Pacoima, Calif.



**ZACHARY
WADE**

DB ■ 5-11 ■ 193 ■ R-Jr.
Newport Beach, Calif.



**DYLAN
BOONE**

DB ■ 5-11 ■ 193 ■ Jr.
Murray, Ky.




**MARCUS
MEREDITH**

DB ■ 5-11 ■ 193 ■ R-Jr.
San Clemente, Calif.



**TOBY
OMLI**

DB ■ 6-0 ■ 200 ■ Sr.
Brookville, Kan.



**MARICO
PAIGE**

LB ■ 6-1 ■ 220 ■ Jr.
Wesson, Miss.



**GREG
WILLARD**

DB ■ 5-9 ■ 170 ■ Jr.
Decatur, Ala.



**SEAN
MOORE**

DB ■ 5-10 ■ 170 ■ Fr.
Davie, Fla.



**TYLER
GRAY**

DB ■ 5-11 ■ 155 ■ Fr.
Columbia, Mo.



**SEAN
RODRIGUEZ**

LB ■ 6-0 ■ 210 ■ Jr.
Nickerson, Kan.



**ZURI
ELRINGTON**

DL ■ 6-3 ■ 265 ■ Sr.
Los Angeles, Calif.




**NIGEL
WALTON**

DB ■ 6-0 ■ 170 ■ Fr.
Atlanta, Ga.



**D'VAUGHN
WHITT**

DB ■ 5-10 ■ 170 ■ Fr.
Clarksville, Tenn.



**ANDRE
DAVIS**

DB ■ 5-11 ■ 175 ■ Fr.
Lexington, Ky.

2016 MURRAY STATE DEFENSE



**JORDAN
TYLER**

LB ■ 6-0 ■ 221 ■ R-So.
Paducah, Ky.



**JOHN
WELSH**

DB ■ 5-10 ■ 168 ■ R-So.
Paducah, Ky.



**JOSH
MALONE**

DB ■ 5-11 ■ 185 ■ Fr.
Memphis, Tenn.



**DERRICK
SHAW**

LB ■ 6-1 ■ 240 ■ Fr.
Alabaster, Ala.



**ERNEST
KENTY**

DB ■ 6-2 ■ 205 ■ Fr.
Birmingham, Ala.




**ROBERT
ADAMS**

LB ■ 6-2 ■ 235 ■ Fr.
Tuscaloosa, Ala.



**CHASE
BOLING**

LB ■ 6-2 ■ 235 ■ So.
Lexington, Ky.



**PARIS
WILSON**

LB ■ 6-2 ■ 215 ■ Fr.
Memphis, Tenn.



**NOLAN
NICHOLS**

DB ■ 5-11 ■ 215 ■ R-So.
Benton, Ky.



**CHRIS
STAHL**

DL ■ 6-2 ■ 285 ■ Fr.
St. Louis, Mo.



**MICHAEL
MAGOCHY**

DL ■ 6-4 ■ 220 ■ Fr.
Franklin, Tenn.



**DEE
NALLS**

DL ■ 6-4 ■ 305 ■ Jr.
Fayette, Ala.



**BISHOP
WOODS**

DL ■ 6-2 ■ 253 ■ Jr.
Atlanta, Ga.



**QUINDARIUS
COLES**

DL ■ 6-4 ■ 250 ■ Fr.
Bessemer, Ala.




**SILAS
OWENS**

DL ■ 6-4 ■ 240 ■ So.
New Market, Ala.



**TROY-WAYNE
QUINN**

DL ■ 6-1 ■ 245 ■ Jr.
Prattville, Ala.



**GRIFFIN
MARTIN**

DL ■ 6-4 ■ 250 ■ R-Fr.
Elba, Ala.




**RYAN
DUVALL**

DL ■ 6-5 ■ 225 ■ R-So.
Owensboro, Ky.



**KOREY
TILLMAN**

DL ■ 6-4 ■ 270 ■ Fr.
New Orleans, La.



**RASHAD
JOHNSON**

DL ■ 6-1 ■ 270 ■ So.
Barnesville, Ga.

2016 MURRAY STATE OFFENSE



**MALIK
GOLSON**

WR ■ 5-9 ■ 180 ■ R-Sr.
San Diego, Calif.




**KD
HUMPHRIES**

QB ■ 6-3 ■ 225 ■ R-Sr.
Montgomery, Ala.



**L.J.
GAINNEY**

WR ■ 5-11 ■ 187 ■ Jr.
Snellville, Ga.



**MARK
DODSON**

DB ■ 5-11 ■ 170 ■ So.
Memphis, Tenn.




**NATE
EMBRY**

QB ■ 6-4 ■ 220 ■ Fr.
Madisonville, Ky.



**MITCH
STULTS**

WR ■ 5-9 ■ 175 ■ Sr.
Hamilton, Ala.




**BRENDAN
BOGNAR**

QB ■ 6-6 ■ 225 ■ R-Fr.
St. Louis, Mo.



**CAMERON
BIRSE**

QB ■ 6-2 ■ 235 ■ R.-Jr.
Danville, Calif



**TYRE
GRAY**

WR ■ 5-10 ■ 170 ■ Fr.
Alexander City, Ala.




**JORDON
GANDY**

WR ■ 6-4 ■ 210 ■ Jr.
Athens, Ala.



**ELI
OLTEAN**

QB ■ 6-2 ■ 190 ■ Fr.
St. Joseph, Ill.



**HOUSTON
HARTZ**

QB ■ 6-2 ■ 195 ■ R-So.
Owensboro, Ky.



**MAREIO
MCGRAW**

WR ■ 6-0 ■ 180 ■ Fr.
Nashville, Tenn.



**DEMETRIC
JOHNSON**

RB ■ 6-0 ■ 185 ■ R-Jr.
South Pittsburg, Tenn.



**NICK
COLLINS**

WR ■ 5-7 ■ 185 ■ Fr.
Columbia, Mo.



**TRAE
GORDON**

RB ■ 5-9 ■ 185 ■ So.
Louisville, Ky.



**ETHON
FELTON**

RB ■ 6-0 ■ 217 ■ R-So.
Muscle Shoals, Ala.



**DREW
RUTLAND**

WR ■ 6-5 ■ 215 ■ So.
Memphis, Tenn.



**DRAKE
VANHOOSER**

RB ■ 6-0 ■ 240 ■ R-Fr.
Princeton, Ky.



**RYAN
RAINEY**

OL ■ 6-1 ■ 295 ■ R-Jr.
Saucier, Miss.

2016 MURRAY STATE OFFENSE



**KWAN
STALLWORTH**
OL ■ 6-4 ■ 295 ■ So.
Lithonia, Ga.



**AUSTIN
HOGANCAMP**
OL ■ 6-3 ■ 250 ■ Fr.
North Sutton, N.H.



**BRANT
NEWMAN**
OL ■ 6-2 ■ 286 ■ R-Fr.
Germantown, Tenn.



**DANTE
DARCUS**
OL ■ 6-1 ■ 265 ■ R-Fr.
Murray, Ky.



**NATE
WILKINSON**
OL ■ 6-3 ■ 290 ■ Fr.
Franklin, Tenn.



**TONY
MAYS II**
OL ■ 6-4 ■ 305 ■ R-Sr.
Memphis, Tenn.



**LEIGHTON
COLBY**
OL ■ 6-1 ■ 255 ■ R-Fr.
Murfreesboro, Tenn.



**CHRIS
WHITE**
OL ■ 6-3 ■ 310 ■ So.
Daphne, Ala.



**JACE
BRAGG**
OL ■ 6-3 ■ 275 ■ R-Fr.
Baton Rouge, La.



**NOAH
BANKS**
OL ■ 6-8 ■ 310 ■ R-Fr.
Pensacola, Fla.



**STEVEN
CLEMMONS**
OL ■ 6-4 ■ 295 ■ Fr.
Lewisburg, Tenn.



**CAM
CARTER**
OL ■ 6-6 ■ 280 ■ Fr.
Adamsville, Ala.




**INGRAM
TILLARD**
OL ■ 6-5 ■ 330 ■ Jr.
Germantown, Tenn.



**JOE
IRBY**
OL ■ 6-4 ■ 297 ■ Jr.
Nashville, Tenn.



**STERLING
TAYLOR**
WR ■ 6-0 ■ 190 ■ R-Jr.
Morrow, Ga.



**CALEB
SHEFFER**
WR ■ 6-4 ■ 200 ■ R-Fr.
Hodgenville, Ky.



**SYLVAUGHN
TURNER**
WR ■ 6-2 ■ 170 ■ Fr.
Athens, Ala.




**RAJAI
PERKINS**
WR ■ 6-0 ■ 187 ■ Fr.
St. Louis, Mo.



**JEESE
BLACKBURN**
WR ■ 6-3 ■ 240 ■ Sr.
Gardendale, Ala.



**JENSEN
FEGGINS**
WR ■ 6-2 ■ 200 ■ R-Fr.
Bowling Green, Ky.



**JONATHAN
MOSS**
WR ■ 6-0 ■ 165 ■ Fr.
Madison, Ala.



**WYATT
DAWSON**
OL ■ 5-11 ■ 266 ■ R-Fr.
Duck, W. Va.

2016 MURRAY STATE SPECIALISTS



**LANDON
STRATTON**

P ■ 6-0 ■ 180 ■ R-So.
Russelville, Ky.



**JAMES
SAPPINGTON**

K/P ■ 6-5 ■ 220 ■ Fr.
Peculiar, Mo.



**WES
DREWERY**

LS ■ 6-3 ■ 230 ■ R-So.
Franklin, Tenn.



**CONNOR
MITCHELL**

K ■ 6-2 ■ 200 ■ R-Sr.
Franklin, Tenn.



**KEENAN
LAUTNER**

P ■ 5-11 ■ 185 ■ Fr.
Lynnville, Ind.



**HECTOR
GARCIA**

K ■ 6-1 ■ 215 ■ R-Fr.
Sedalia, Ky.

2016 TEAM STATS

Team Statistics	MUR	OPP
SCORING	174	240
Points Per Game	24.9	34.3
Points Off Turnovers	70	33
FIRST DOWNS	129	171
Rushing	30	77
Passing	80	78
Penalty	19	16
RUSHING YARDAGE	648	1386
Yards gained rushing	881	1536
Yards lost rushing	233	150
Rushing Attempts	217	313
Average Per Rush	3.0	4.4
Average Per Game	92.6	198.0
TDs Rushing	6	12
PASSING YARDAGE	2085	1908
Comp-Att-Int	190-299-10	149-249-6
Average Per Pass	7.0	7.7
Average Per Catch	11.0	12.8
Average Per Game	297.9	272.6
TDs Passing	13	17
TOTAL OFFENSE	2733	3294
Total Plays	516	562
Average Per Play	5.3	5.9
Average Per Game	390.4	470.6
KICK RETURNS: #-Yards	28-496	26-677
PUNT RETURNS: #-Yards	9-51	13-69
INT RETURNS: #-Yards	6-57	10-49
KICK RETURN AVERAGE	17.7	26.0
PUNT RETURN AVERAGE	5.7	5.3
INT RETURN AVERAGE	9.5	4.9
FUMBLES-LOST	5-5	18-9
PENALTIES-Yards	51-462	61-534
Average Per Game	66.0	76.3
PUNTS-Yards	41-1776	37-1419
Average Per Punt	43.3	38.4
Net punt average	40.7	35.4
KICKOFFS-Yards	37-2209	45-2710
Average Per Kick	59.7	60.2
Net kick average	35.3	42.5
TIME OF POSSESSION/Game	26:43	33:17
3RD-DOWN Conversions	35/120	50/116
3rd-Down Pct	29%	43%
4TH-DOWN Conversions	4/12	9/13
4th-Down Pct	33%	69%
SACKS BY-Yards	14-67	22-134
MISC YARDS	0	0
TOUCHDOWNS SCORED	19	31
FIELD GOALS-ATTEMPTS	14-18	8-12
ON-SIDE KICKS	1-3	0-1
RED-ZONE SCORES	(21-28) 75%	(19-25) 76%
RED-ZONE TOUCHDOWNS	(11-28) 39%	(16-25) 64%
PAT-ATTEMPTS	(16-16) 100%	(26-29) 90%
ATTENDANCE	19015	72418
Games/Avg Per Game	3/6338	4/18104
Neutral Site Games		0/0

Score by Quarters	1st	2nd	3rd	4th	OT	Total
Murray St.	33	61	25	55	0	174
Opponents	96	63	26	55	0	240

2016 INDIVIDUAL STATS

Rushing	g	att	gain	loss	net	avg	td	lg	avg/g
MCGRAW, Mareio	7	51	450	14	436	8.5	3	77	62.3
JOHNSON, Demetr	6	76	236	35	201	2.6	1	18	33.5
GORDON, Trae	7	16	31	1	30	1.9	0	11	4.3
BLACKBURN, Jess	7	4	20	1	19	4.8	0	12	2.7
DODSON, Mark	1	4	16	0	16	4.0	0	12	16.0
JACKSON, Jonath	7	1	10	0	10	10.0	0	10	1.4
HARTZ, Houston	4	1	6	0	6	6.0	0	6	1.5
GRAY, Tyre	7	2	2	0	2	1.0	1	1	0.3
STULTS, Mitch	7	1	1	0	1	1.0	0	1	0.1
GAINEY, L.J.	7	3	3	9	-6	-2.0	0	2	-0.9
HUMPHRIES, KD	6	46	101	112	-11	-0.2	1	13	-1.8
BIRSE, Cameron	2	6	5	29	-24	-4.0	0	5	-12.0
TEAM	4	6	0	32	-32	-5.3	0	0	-8.0
Total	7	217	881	233	648	3.0	6	77	92.6
Opponents	7	313	1536	150	1386	4.4	12	56	198.0

Passing	g	effic	comp	p-att	in	pct	yds	td	lg	avg/g
HUMPHRIES, KD	6	133.78	171	264	7	64.8	1864	12	87	310.7
BIRSE, Cameron	2	110.79	17	32	2	53.1	228	1	64	114.0
HARTZ, Houston	4	-75.20	1	2	1	50.0	-6	0	0	-1.5
BLACKBURN, Jess	7	91.60	1	1	0	100.	-1	0	0	-0.1
Total	7	129.78	190	299	10	63.5	2085	13	87	297.9
Opponents	7	141.92	149	249	6	59.8	1908	17	75	272.6

Receiving	g	no.	yds	avg	td	lg	avg/g
GANDY, Jordon	7	39	546	14.0	7	64	78.0
BLACKBURN, Jess	7	30	499	16.6	3	87	71.3
JOHNSON, Demetr	6	25	275	11.0	1	67	45.8
STULTS, Mitch	7	23	151	6.6	1	27	21.6
GOLSON, Malik	7	19	142	7.5	0	30	20.3
MOSS, Jonathan	7	16	176	11.0	1	33	25.1
GAINEY, L.J.	7	11	55	5.0	0	18	7.9
MCGRAW, Mareio	7	10	127	12.7	0	67	18.1
FEGGINS, Jensen	7	7	68	9.7	0	19	9.7
GRAY, Tyre	7	5	26	5.2	0	8	3.7
GORDON, Trae	7	2	0	0.0	0	6	0.0
TAYLOR, Sterling	7	1	16	16.0	0	16	2.3
PERKINS, Rajai	7	1	5	5.0	0	5	0.7
BIRSE, Cameron	2	1	-1	-1.0	0	0	-0.5
Total	7	190	2085	11.0	13	87	297.9
Opponents	7	149	1908	12.8	17	75	272.6

Punt Returns	no.	yds	avg	td	lg
GOLSON, Malik	5	25	5.0	0	23
BLACKBURN, Jess	4	26	6.5	0	13
Total	9	51	5.7	0	23
Opponents	13	69	5.3	0	23

Interceptions	no.	yds	avg	td	lg
WADE, D'Montre	2	4	2.0	0	4
OWENS, Silas	1	36	36.0	0	36
FOSTER, Isaiah	1	17	17.0	0	17
WILLARD, Greg	1	0	0.0	0	0
BOONE, Dylan	1	0	0.0	0	0
Total	6	57	9.5	0	36
Opponents	10	49	4.9	1	36

Kick Returns	no.	yds	avg	td	lg
GOLSON, Malik	10	184	18.4	0	40
SANFORD, Marqu	5	107	21.4	0	37
WADE, D'Montre	5	76	15.2	0	19
JOHNSON, Demetr	4	68	17.0	0	23
MCGRAW, Mareio	3	57	19.0	0	27
OWENS, Silas	1	4	4.0	0	4
Total	28	496	17.7	0	40
Opponents	26	677	26.0	1	98

Fumble Returns	no.	yds	avg	td	lg
BOONE, Dylan	1	20	20.0	0	20
Total	1	20	20.0	0	20
Opponents	0	0	0.0	0	0

2016 INDIVIDUAL SCORING & SPECIAL TEAMS STATS

Scoring	td	fg	PAT				dx	saf	pts
			kick	rush	rcv	pass			
MITCHELL, Conno	-	14-18	16-16	-	-	-	-	-	58
GANDY, Jordon	7	-	-	-	-	-	-	-	42
BLACKBURN, Jess	3	-	-	-	1	-	-	-	20
MCGRAW, Mareio	3	-	-	-	-	-	-	-	18
JOHNSON, Demetr	2	-	-	-	-	-	-	-	12
STULTS, Mitch	1	-	-	0-1	-	1-1	-	-	6
HUMPHRIES, KD	1	-	-	-	-	-	-	-	6
GRAY, Tyre	1	-	-	-	-	-	-	-	6
MOSS, Jonathan	1	-	-	-	-	-	-	-	6
STRATTON, Lando	-	-	-	-	-	0-1	-	-	0
Total	19	14-18	16-16	0-1	1	1-2	-	-	174
Opponents	31	8-12	26-29	2-2	-	-	-	-	240

Total Offense	g	plays	rush	pass	total	avg/g
HUMPHRIES, KD	6	310	-11	1864	1853	308.8
MCGRAW, Mareio	7	51	436	0	436	62.3
BIRSE, Cameron	2	38	-24	228	204	102.0
JOHNSON, Demetr	6	76	201	0	201	33.5
GORDON, Trae	7	16	30	0	30	4.3
BLACKBURN, Jess	7	5	19	-1	18	2.6
DODSON, Mark	1	4	16	0	16	16.0
JACKSON, Jonath	7	1	10	0	10	1.4
GRAY, Tyre	7	2	2	0	2	0.3
STULTS, Mitch	7	1	1	0	1	0.1
HARTZ, Houston	4	3	6	-6	0	0.0
GAINEY, L.J.	7	3	-6	0	-6	-0.9
TEAM	4	6	-32	0	-32	-8.0
Total	7	516	648	2085	2733	390.4
Opponents	7	562	1386	1908	3294	470.6

Field Goals	fg	pct.	01-19	20-29	30-39	40-49	50-99	lg	blk
MITCHELL, Conno	14-18	77.8	0-0	3-3	9-11	1-2	1-2	50	0

FG Sequence	Murray St.	Opponents
Illinois	50,(34)	(48)
Missouri St.	(31),(36),(37)	42,36
Southern Ill.	(25)	(23)
Southeast Mo. St.	32,(39),38	(44),53
Austin Peay	(39),44	(39)
UT Martin	(50)	(37),(39),41,(37)
Eastern Illinois	(37),(36),(37),(49),(25),(40)	

Punting	no.	yds	avg	lg	tb	fc	i20	50+	blk
STRATTON, Lando	41	1774	43.3	78	2	11	9	9	0
Total	41	1774	43.3	78	2	11	9	9	0
Opponents	37	1413	38.4	55	3	14	11	4	0

Kickoffs	no.	yds	avg	tb	ob	retn	net ydlr
SAPPINGTON, Ja	27	1666	61.7	7	0		
MITCHELL, Conno	10	542	54.2	2	1		
Total	37	2208	59.7	9	1	26.0	35.3
Opponents	45	2716	60.2	12	2	17.7	42.5

Numbers in (parentheses) indicate field goal was made.

2016 DEFENSIVE STATS

#	Defensive Leaders	gp	Tackles				Sacks no-yds	Pass defense			Fumbles		blkd	
			ua	a	tot	tfl/yds		int-yds	brup	qbh	rcv-yds	ff	kick	saf
21	WADE, Zachary	6	20	30	50	1.5-4	.	.	1	.	2-0	.	.	.
25	PAIGE, Marico	7	23	24	47	2.5-9	1.5-7	.	.	3	1-0	2	.	.
31	RODRIGUEZ, Sean	7	21	26	47	1.0-4
4	JACKSON, Jonathan	7	26	20	46	5.5-19	2.0-11	.	4	3	.	2	.	.
24	OMLI, Toby	7	20	22	42	2.0-11	1.0-8	.	.	.	1-0	2	.	.
22	BOONE, Dylan	5	23	17	40	1.0-2	.	1-0	2	.	1-20	.	.	.
9	CRITTENDON, Lamon	6	12	26	38	5.5-17	1.0-5	.	.	1	.	.	1	.
17	FOSTER, Isaiah	7	20	18	38	3.0-3	.	1-17	3	.	.	1	.	.
6	SANFORD, Marquez	7	19	9	28	1.0-7	1.0-7	.	8	.	1-0	1	.	.
5	WADE, D'Montre	7	16	10	26	.	.	2-4	11
91	WOODS, Bishop	5	13	12	25	4.5-11	2.0-6	.	.	1	.	1	.	.
13	WILLIAMS, Quincy	6	7	15	22	1.0-1	.	.	.	3
8	SHIPLEY, Zach	7	10	10	20	.	.	.	1	1
46	OWENS, Silas	7	6	10	16	2.0-5	1.5-4	1-36	.	.	1-0	.	.	.
32	ELRINGTON, Zuri	6	6	6	12	4.0-17	3.0-16	.	.	1	.	1	.	.
34	WALTON, Nigel	7	7	3	10	.	.	.	1
95	QUINN, Troy-Wayne	7	5	5	10	1.0-3	1.0-3	.	.	3
98	TILLMAN, Korey	7	.	8	8
99	JOHNSON, Rashad	7	3	5	8	1.5-1	.	.	.	1
45	SHAW, Derrick	7	3	4	7	0.5-0	1-0	.	.	.
90	NALLS, Dee	6	2	4	6	1-0	.	.	.
38	SAPPINGTON, James	4	3	3	6
54	STAHL, Chris	6	.	6	6	1
36	WHITT, D'Vaughn	7	3	3	6	0.5-0
27	WILLARD, Greg	7	4	1	5	.	.	1-0	.	1
84	PERKINS, Rajai	7	1	3	4
20	MCGRAW, Mareio	7	2	1	3
80	TAYLOR, Sterling	7	1	2	3
16	GANDY, Jordon	7	2	1	3
42	TYLER, Jordan	7	2	1	3
1	GOLSON, Malik	7	2	.	2	1	.	.
89	MOSS, Jonathan	7	2	.	2
26	JOHNSON, Demetric	6	2	.	2
40	DREWERY, Wes	7	1	.	1
47	ADAMS, Robert	7	.	1	1
39	DAVIS, Andre	2	.	1	1
71	BANKS, Noah	6	1	.	1
49	BOLING, Chase	7	.	1	1
41	MITCHELL, Connor	7	1	.	1
97	DUVALL, Ryan	6	.	1	1
Total		7	289	309	598	38-114	14-67	6-57	31	19	9-20	11	1	.
Opponents		7	286	243	529	64-248	22-134	10-49	25	18	5-0	4	.	.

2016 OVC-ONLY STATS

Date	Opponent	Score	Att.
* Sep 24, 201	SOUTHEAST MO. ST.	L 16-17	10014
* Oct 01, 201	at Austin Peay	W 45-17	4717
* Oct 15, 201	UT MARTIN	L 31-38	3938
* Oct 22, 201	at #15 Eastern Illinois	W 40-38	7907

Rushing	g	att	gain	loss	net	avg	td	lg	avg/g
MCGRAW, Mareio	4	43	362	13	349	8.1	2	77	87.2
JOHNSON, Demetri	3	33	99	14	85	2.6	1	14	28.3
GORDON, Trae	4	7	24	1	23	3.3	0	11	5.8
BLACKBURN, Jess	4	4	20	1	19	4.8	0	12	4.8
JACKSON, Jonatha	4	1	10	0	10	10.0	0	10	2.5
HUMPHRIES, KD	4	29	71	68	3	0.1	1	13	0.8
GRAY, Tyre	4	2	2	0	2	1.0	1	1	0.5
STULTS, Mitch	4	1	1	0	1	1.0	0	1	0.2
Total	4	125	589	113	476	3.8	5	77	119.0
Opponents	4	172	744	88	656	3.8	5	27	164.0

Passing	g	effc	comp	att	int	pct	yds	td	lg	avg/g
HUMPHRIES, KD	4	143.64	118	181	2	65.2	1345	10	87	336.2
Total	4	143.64	118	181	2	65.2	1345	10	87	336.2
Opponents	4	126.78	85	150	5	56.7	1096	7	75	274.0

Receiving	g	no.	yds	avg	td	lg	avg/g
GANDY, Jordon	4	27	300	11.1	4	50	75.0
BLACKBURN, Jess	4	20	408	20.4	3	87	102.0
STULTS, Mitch	4	16	113	7.1	1	27	28.2
MOSS, Jonathan	4	12	97	8.1	1	23	24.2
JOHNSON, Demetri	3	11	152	13.8	1	67	50.7
MCGRAW, Mareio	4	10	127	12.7	0	67	31.8
GOLSON, Malik	4	8	59	7.4	0	15	14.8
FEIGINS, Jensen	4	5	39	7.8	0	19	9.8
GAINEY, L.J.	4	5	22	4.4	0	10	5.5
GRAY, Tyre	4	2	6	3.0	0	5	1.5
TAYLOR, Sterling	4	1	16	16.0	0	16	4.0
GORDON, Trae	4	1	6	6.0	0	6	1.5
Total	4	118	1345	11.4	10	87	336.2
Opponents	4	85	1096	12.9	7	75	274.0

Field Goals	fg	pct.	01-19	20-29	30-39	40-49	50-99	lg	blk
MITCHELL, Connor	9-12	75.0	0-0	2-2	5-7	1-2	1-1	50	0

Scoring	td	fg	PAT				dpx	saf	pts
			kick	rush	rcv	pass			
MITCHELL, Connor	-	9-12	13-13	-	-	-	-	-	40
GANDY, Jordon	4	-	-	-	-	-	-	-	24
BLACKBURN, Jess	3	-	-	-	1	-	-	-	20
MCGRAW, Mareio	2	-	-	-	-	-	-	-	12
JOHNSON, Demetri	2	-	-	-	-	-	-	-	12
GRAY, Tyre	1	-	-	-	-	-	-	-	6
MOSS, Jonathan	1	-	-	-	-	-	-	-	6
STULTS, Mitch	1	-	-	-	-	1-1	-	-	6
HUMPHRIES, KD	1	-	-	-	-	-	-	-	6
STRATTON, Lando	-	-	-	-	-	0-1	-	-	0
Total	15	9-12	13-13	-	1	1-2	-	-	132
Opponents	13	6-8	12-12	1-1	-	-	-	-	110

Score by Quarters	1st	2nd	3rd	4th	OT	Total
Murray St.	20	48	19	45	0	132
Opponents	51	14	13	32	0	110

Record:	Overall	Home	Away	Neutral
All games	2-2	0-2	2-0	0-0
Conference	2-2	0-2	2-0	0-0
Non-Conference	0-0	0-0	0-0	0-0

Team Statistics	MUR	OPP
FIRST DOWNS	83	97
Rushing	23	42
Passing	48	43
Penalty	12	12
RUSHING YARDAGE	476	656
Rushing Attempts	125	172
Average Per Rush	3.8	3.8
Average Per Game	119.0	164.0
TDs Rushing	5	5
PASSING YARDAGE	1345	1096
Comp-Att-Int	118-181-2	85-150-5
Average Per Pass	7.4	7.3
Average Per Catch	11.4	12.9
Average Per Game	336.2	274.0
TDs Passing	10	7
TOTAL OFFENSE	1821	1752
Average Per Play	6.0	5.4
Average Per Game	455.2	438.0
KICK RETURNS: #-Yards	17-300	20-456
PUNT RETURNS: #-Yards	6-50	7-57
INT RETURNS: #-Yards	5-53	2-36
FUMBLES-LOST	3-3	11-7
PENALTIES-Yards	32-305	36-305
PUNTS-AVG	20-45.2	21-38.5
TIME OF POSSESSION/G	26:57	33:03
3RD-DOWN Conversions	18/65	32/69
4TH-DOWN Conversions	4/9	5/6

Interceptions	no.	yds	avg	td	lg
OWENS, Silas	1	36	36.0	0	36
BOONE, Dylan	1	0	0.0	0	0
WADE, D'Montre	1	0	0.0	0	0
FOSTER, Isaiah	1	17	17.0	0	17
WILLARD, Greg	1	0	0.0	0	0

Punting	no.	yds	avg	lg	tb	fc	i2050+	blk
STRATTON, Lando	20	904	45.2	66	1	5	4	0

Punt Returns	no.	yds	avg	td	lg
BLACKBURN, Jess	4	26	6.5	0	13
GOLSON, Malik	2	24	12.0	0	23
Total	6	50	8.3	0	23
Opponents	7	57	8.1	0	23

Kick Returns	no.	yds	avg	td	lg
GOLSON, Malik	6	108	18.0	0	40
WADE, D'Montre	4	57	14.2	0	18
SANFORD, Marque	4	93	23.2	0	37
JOHNSON, Demetri	2	28	14.0	0	15
MCGRAW, Mareio	1	14	14.0	0	14
Total	17	300	17.6	0	40
Opponents	20	456	22.8	0	39

All Purpose	g	rush	rcv	pr	kr	lr	total	avg/g
MCGRAW, M	4	349	127	0	14	0	490	122.5
BLACKBURN, J	4	19	408	26	0	0	453	113.2
GANDY, Jord	4	0	300	0	0	0	300	75.0
JOHNSON, D	3	85	152	0	28	0	265	88.3
GOLSON, Ma	4	0	59	24	108	0	191	47.8
Total	4	476	1345	50	300	53	2224	556.0
Opponents	4	656	1096	57	456	36	2301	575.2

Total Offense	g	plays	rush	pass	total	avg/g
HUMPHRIES, KD	4	210	3	1345	1348	337.0
MCGRAW, Mareio	4	43	349	0	349	87.2
JOHNSON, Demetri	3	33	85	0	85	28.3
GORDON, Trae	4	7	23	0	23	5.8
BLACKBURN, Jess	4	4	19	0	19	4.8
Total	4	306	476	1345	1821	455.2
Opponents	4	322	656	1096	1752	438.0

2016 MURRAY STATE BOX SCORES



Quickie Statistics (Final)
Murray St. vs Illinois (Sep 03, 2016 at Champaign, Ill.)

	MUR	ILL
Score	3	52
FIRST DOWNS	13	21
RUSHES-YARDS (NET)	26-10	40-287
PASSING YDS (NET)	175	228
Passes Att-Comp-Int	35-21-2	24-16-0
TOTAL OFFENSE PLAYS-YARDS	61-165	64-515
Fumble Returns-Yards	0-0	0-0
Punt Returns-Yards	1--1	3-20
Kickoff Returns-Yards	4-68	1-8
Interception Returns-Yards	0-0	2-2
Punts (Number-Avg)	7-42.4	4-43.0
Fumbles-Lost	1-1	1-0
Penalties-Yards	4-29	7-55
Possession Time	26:32	33:28
Third-Down Conversions	4 of 16	6 of 12
Fourth-Down Conversions	0 of 0	1 of 1
Red-Zone Scores-Chances	1-1	3-4

Murray St.

Rushing	No.	Gain	Loss	Net	TD	Lg	Avg
DODSON, Mark	4	16	0	16	0	12	4.0
MCGRW, Mareio	2	6	0	6	0	3	3.0
HARTZ, Houston	1	6	0	6	0	6	6.0
GORDON, Trae	2	2	0	2	0	2	1.0

Passing	C-A-I	Yds	TD	Long	Sack
HUMPHRIES, KD	18-31-2	163	0	30	5
BIRSE, Cameron	2-3-0	18	0	13	1

Receiving	No.	Yards	TD	Long
JOHNSON, Demetri	5	26	0	15
BLACKBURN, Jess	4	48	0	17
STULTS, Mitch	3	12	0	13
GANDY, Jordan	2	36	0	29

Punting	No.	Yds	Avg	Long	In20	TD
STRATTON, Lando	7	297	42.4	51	1	1

Punt Returns	No.	Yards	TD	Long
GOLSON, Malik	1	-1	0	0

Kick Returns	No.	Yards	TD	Long
GOLSON, Malik	2	33	0	20
MCGRW, Mareio	1	16	0	16

Tackles	UA-A	Total	Sacks	TFL
CRITTENDON, La	2-6	8	0.0	1.0
BOONE, Dylan	5-2	7	0.0	0.0
WILLIAMS, Quinc	0-7	7	0.0	0.0
WADE, Zachary	2-4	6	0.0	0.0

Qtr	Time	Scoring Play	V-H
1st	10:09	ILL - Turner, Malik 5 yd pass from Lunt, Wes (McLaughlin, C. kick), 8-37 4:14	0 - 7
	07:47	ILL - Turner, Malik 68 yd pass from Lunt, Wes (McLaughlin, C. kick), 1-68 0:12	0 - 14
	09:36	ILL - Vaughn, Ke'Shawn 2 yd run (McLaughlin, C. kick), 4-59 1:58	0 - 21
2nd	04:26	ILL - Foster, K. 56 yd run (McLaughlin, C. kick), 4-68 2:00	0 - 28
	00:48	MUR - MITCHELL, Connor 34 yd field goal, 10-64 3:38	3 - 28
	00:26	ILL - Foster, K. 56 yd run (McLaughlin, C. kick), 3-65 0:22	3 - 35
3rd	05:51	ILL - Cain, Desmond 30 yd pass from Lunt, Wes (McLaughlin, C. kick), 11-80 5:22	3 - 42
	14:13	ILL - Corbin, Reggie 1 yd run (McLaughlin, C. kick), 8-75 4:16	3 - 49
4th	08:44	ILL - McLaughlin, C. 48 yd field goal, 7-35 4:00	3 - 52



Quickie Statistics (Final)
Missouri St. vs Murray St. (Sep 10, 2016 at Murray, Ky.)

	MSU	MUR
Score	28	22
FIRST DOWNS	23	21
RUSHES-YARDS (NET)	52-174	30-72
PASSING YDS (NET)	295	356
Passes Att-Comp-Int	37-21-1	52-35-3
TOTAL OFFENSE PLAYS-YARDS	89-469	82-428
Fumble Returns-Yards	0-0	1-20
Punt Returns-Yards	1--18	2-2
Kickoff Returns-Yards	3-79	1-23
Interception Returns-Yards	3-15	1-4
Punts (Number-Avg)	6-36.8	6-30.0
Fumbles-Lost	2-1	1-1
Penalties-Yards	12-130	9-75
Possession Time	34:43	25:17
Third-Down Conversions	8 of 20	9 of 21
Fourth-Down Conversions	1 of 3	0 of 1
Red-Zone Scores-Chances	2-4	4-5

Missouri St.

Rushing	No.	Gain	Loss	Net	TD	Lg	Avg
Calan Crowder	19	99	2	97	1	22	5.1
Jason Randall	17	39	2	37	0	7	2.2
Brendan Withrow	1	13	0	13	0	13	13.0
Deion Holliman	1	12	0	12	0	12	12.0

Passing	C-A-I	Yds	TD	Long	Sack
Breck Ruddick	21-37-1	295	3	46	1

Receiving	No.	Yards	TD	Long
Deion Holliman	5	66	0	20
Malik Earl	4	98	0	46
Zac Hoover	2	53	1	39
Erik Furmanek	2	15	0	9

Punting	No.	Yds	Avg	Long	In20	TD
Zach Drake	3	96	32.0	37	3	0
Brendan Withrow	3	125	41.7	47	0	1

Punt Returns	No.	Yards	TD	Long
Deion Holliman	1	-18	0	0

Kick Returns	No.	Yards	TD	Long
Deion Holliman	3	79	0	41

Tackles	UA-A	Total	Sacks	TFL
Dylan Cole	9-5	14	0.0	0.5
McNiece Egbin	5-7	12	0.5	1.0
Cameron Price	6-0	6	0.0	1.0
Anthony Upchurch	4-2	6	0.0	1.0

Qtr	Time	Scoring Play	V-H
1st	11:58	MSU - Zac Hoover 39 yd pass from Breck Ruddick (Zach Drake kick), 4-55 1:20	7 - 0
	01:50	MUR - MITCHELL, Connor 31 yd field goal, 7-36 2:22	7 - 3
2nd	06:35	MSU - Jason Randall 25 yd pass from Breck Ruddick (Zach Drake kick failed), 5-54 2:15	13 - 3
	05:43	MUR - GANDY, Jordan 65 yd pass from HUMPHRIES, KD (MITCHELL, Connor kick), 4-74 0:52	13 - 10
	03:15	MSU - Adam St. Peter 8 yd pass from Breck Ruddick (Jared Beshore rush), 7-75 2:28	21 - 10
	00:31	MUR - MITCHELL, Connor 36 yd field goal, 11-50 2:43	21 - 13
3rd	01:46	MUR - GANDY, Jordan 1 yd pass from HUMPHRIES, KD (STULTS, Mitch rush failed), 9-66 2:42	21 - 19
4th	06:25	MSU - Calan Crowder 16 yd run (Zach Drake kick), 9-85 4:10	28 - 19
	01:29	MUR - MITCHELL, Connor 37 yd field goal, 11-70 1:48	28 - 22



Quickie Statistics (Final)
Murray St. vs Southern Ill. (Sep 17, 2016 at Carbondale, Ill.)

	MUR	SIU
Score	17	50
FIRST DOWNS	12	30
RUSHES-YARDS (NET)	36-110	49-269
PASSING YDS (NET)	209	289
Passes Att-Comp-Int	31-16-3	38-27-0
TOTAL OFFENSE PLAYS-YARDS	67-319	87-558
Fumble Returns-Yards	0-0	0-0
Punt Returns-Yards	0-0	2-10
Kickoff Returns-Yards	6-105	2-134
Interception Returns-Yards	0-0	3-0
Punts (Number-Avg)	8-49.4	6-36.3
Fumbles-Lost	0-0	4-1
Penalties-Yards	6-53	6-44
Possession Time	27:25	32:35
Third-Down Conversions	4 of 18	4 of 15
Fourth-Down Conversions	0 of 2	2 of 3
Red-Zone Scores-Chances	2-3	4-4

Murray St.

Rushing	No.	Gain	Loss	Net	TD	Lg	Avg
MCGRW, Mareio	5	79	1	78	1	68	15.6
JOHNSON, Demetri	18	57	7	50	0	15	2.8
GORDON, Trae	7	5	0	5	0	2	0.7
TEAM	1	0	3	-3	0	0	-3.0

Passing	C-A-I	Yds	TD	Long	Sack
BIRSE, Cameron	15-29-2	210	1	64	4
BLACKBURN, Jesse	1-1-0	-1	0	0	0

Receiving	No.	Yards	TD	Long
GOLSON, Malik	4	28	0	15
BLACKBURN, Jesse	4	4	0	6
GANDY, Jordan	3	106	1	64
JOHNSON, Demetri	2	20	0	10

Punting	No.	Yds	Avg	Long	In20	TD
STRATTON, Lando	8	395	49.4	78	3	0

Punt Returns	No.	Yards	TD	Long
GOLSON, Malik	2	43	0	24
SANFORD, Marque	1	14	0	14

Kick Returns	No.	Yards	TD	Long
GOLSON, Malik	2	43	0	24
SANFORD, Marque	1	14	0	14

Tackles	UA-A	Total	Sacks	TFL
WADE, D'Montre	8-1	9	0.0	0.0
WADE, Zachary	7-2	9	0.0	0.0
RODRIGUEZ, Sean	3-4	7	0.0	0.0

Qtr	Time	Scoring Play	V-H
1st	14:46	SIU - Davis, D.J. 98 yd kickoff return (Sotiropoulos, M kick)	0 - 7
	12:39	SIU - Sotiropoulos, M 23 yd field goal, 6-11 1:36	0 - 10
	07:59	SIU - Davis, D.J. 4 yd pass from Straughan, Josh (Sotiropoulos, M kick), 11-94 3:32	0 - 17
	05:33	MUR - MITCHELL, Connor 25 yd field goal, 7-72 2:19	3 - 17
	03:13	SIU - Jones, Jimmy 17 yd pass from Straughan, Josh (Sotiropoulos, M kick), 7-82 2:19	3 - 24
	00:52	MUR - GANDY, Jordan 14 yd pass from BIRSE, Cameron (MITCHELL, Connor kick), 1-14 0:06	10 - 24
2nd	09:19	SIU - Varble, Jacob 25 yd pass from Straughan, Josh (Sotiropoulos, M kick), 9-69 3:02	10 - 31
	00:18	SIU - DeSomer, Matt 1 yd run (Sotiropoulos, M kick), 9-82 3:05	10 - 38
3rd	07:33	SIU - Reed, Billy 29 yd pass from Straughan, Josh (Sotiropoulos, M kick failed), 10-68 3:03	10 - 44
4th	10:10	MUR - MCGRW, Mareio 68 yd run (MITCHELL, Connor kick), 1-68 0:10	17 - 44
	10:01	SIU - Walter, Cameron 51 yd run (Sotiropoulos, M kick failed), 1-51 0:08	17 - 50



Quickie Statistics (Final)
Southeast Mo. St. vs Murray St. (Sep 24, 2016 at Murray, Ky.)

	SEMO	MUR
Score	17	16
FIRST DOWNS	26	13
RUSHES-YARDS (NET)	46-119	25-9
PASSING YDS (NET)	266	343
Passes Att-Comp-Int	45-20-1	34-23-0
TOTAL OFFENSE PLAYS-YARDS	91-385	59-352
Fumble Returns-Yards	0-0	0-0
Punt Returns-Yards	3-36	2-13
Kickoff Returns-Yards	3-81	3-38
Interception Returns-Yards	0-0	1-0
Punts (Number-Avg)	7-22.3	9-44.9
Fumbles-Lost	3-1	0-0
Penalties-Yards	5-40	6-56
Possession Time	35:30	24:30
Third-Down Conversions	11 of 23	4 of 15
Fourth-Down Conversions	3 of 3	0 of 0
Red-Zone Scores-Chances	2-4	1-3

Southeast Mo. St.

Rushing	No.	Gain	Loss	Net	TD	Lg	Avg
Will Young	16	42	4	38	0	8	2.4
Tremaine McCullough	6	37	4	33	0	14	5.5
Cameron Sanders	8	29	2	27	0	16	3.4
Chase Abbingdon	7	21	1	20	0	9	2.9

Passing	C-A-I	Yds	TD	Long	Sack
Jesse Hosket	19-44-1	257	2	31	5
Tyler Manne	1-1-0	9	0	9	0

Receiving	No.	Yards	TD	Long
Tremaine McCullough	9	94	1	24
Adrian Davis	3	52	1	22
Tyler McLemore	2	56	0	31
Kristian Wilkerson	2	24	0	19

Punting	No.	Yds	Avg	Long	In20	TD
Alex Knight	7	296	42.3	52	4	0

Punt Returns	No.	Yards	TD	Long
Tremaine McCullough	3	36	0	23

Kick Returns	No.	Yards	TD	Long
Cameron Sanders	3	81	0	39

Tackles	UA-A	Total	Sacks	TFL
Roper Garrett	4-5	9	1.0	2.5
Kendall Donneroso	3-3	6	0.5	2.0
JJ Flye	4-1	5	0.0	0.0
Zach Hall	2-3	5	0.0	1.0

Qtr	Time	Scoring Play	V-H
1st	08:35	SEMO - Tremaine McCullough 11 yd pass from Jesse Hosket (Ryan McCrum kick), 14-75 6:25	7 - 0
	06:57	MUR - JOHNSON, Demetri 67 yd pass from HUMPHRIES, KD (MITCHELL, Connor kick), 6-83 1	7 - 7
3rd	07:07	MUR - GRAY, Tyre 1 yd run (STRATTON, Lando pass failed), 4-88 1:14	7 - 13
	00:39	SEMO - Ryan McCrum 44 yd field goal, 8-53 2:09	10 - 13
4th	11:50	MUR - MITCHELL, Connor 39 yd field goal, 4-9 1:56	10 - 16
	01:05	SEMO - Adrian Davis 20 yd pass from Jesse Hosket (Ryan McCrum kick), 4-58 1:28	17 - 16

2016 MURRAY STATE BOX SCORES



Quickie Statistics (Final)

Murray St. vs Austin Peay (Oct 01, 2016 at Clarksville, TN)



Quickie Statistics (Final)

UT Martin vs Murray St. (Oct 15, 2016 at Murray, Ky.)



MUR											APSU										
Score											45 17										
FIRST DOWNS											34 20										
RUSHES-YARDS (NET)											35-110 35-184										
PASSING YDS (NET)											455 171										
Passes Att-Comp-Int											60-49-1 24-16-1										
TOTAL OFFENSE PLAYS-YARDS											95-565 59-355										
Fumble Returns-Yards											0-0 0-0										
Punt Returns-Yards											4-37 0-0										
Kickoff Returns-Yards											4-98 4-68										
Interception Returns-Yards											1-17 1-0										
Punts (Number-Avg)											0-0-0 5-39.2										
Fumbles-Lost											2-2 2-1										
Penalties-Yards											8-90 12-92										
Possession Time											32:50 27:50										
Third-Down Conversions											10 of 19 3 of 10										
Fourth-Down Conversions											3 of 4 0 of 1										
Red-Zone Scores-Chances											6-8 1-2										
Murray St.											Austin Peay										
Rushing											Rushing										
No. Gain Loss Net TD Lg Avg											No. Gain Loss Net TD Lg Avg										
MCGRAW, Mareio											13 78 16 62 2 22 4.8										
GORDON, Trae											8 57 0 57 0 27 7.1										
HUMPHRIES, KD											3 30 0 30 0 14 10.0										
STULTS, Mitch											2 13 0 13 0 12 6.5										
Passing											Passing										
C-A-I Yds TD Long Sack											C-A-I Yds TD Long Sack										
HUMPHRIES, KD											14-17-1 160 0 27 2										
											MITCHELL, Timar										
											2-6-0 11 0 8 1										
Receiving											Receiving										
No. Yards TD Long											No. Yards TD Long										
GANDY, Jordan											7 60 0 21										
BLACKBURN, Jesse											3 47 0 27										
STULTS, Mitch											3 30 0 15										
MOSS, Jonathan											1 16 0 16										
Punting											Punting										
No. Yds Avg Long In20 TB											No. Yds Avg Long In20 TB										
											STUART, Devin										
											5 196 39.2 55 0 0										
Punt Returns											Punt Returns										
No. Yards TD Long											No. Yards TD Long										
GOLSON, Malik																					
BLACKBURN, Jess																					
Kick Returns											Kick Returns										
No. Yards TD Long											No. Yards TD Long										
SANFORD, Marque											4 68 0 21										
WADE, D'Montre																					
Tackles											Tackles										
UA-A Total Sacks TFL											UA-A Total Sacks TFL										
BOONE, Dylan											6-6 12 0.0 0.5										
RODRIGUEZ, Sean											3-9 12 0.0 0.5										
OWLI, Toby											8-2 10 0.0 1.0										
PAIGE, Marico											5-4 9 0.0 1.0										
Qtr Time Scoring Play											Qtr Time Scoring Play										
1st 10:22 APSU - GAUNA, Nick 39 yd field goal, 10-54 4:38											1st 11:53 UTM - MERSMAN, Mitch 37 yd field goal, 7-49 3:07										
01:00 MUR - MITCHELL, Connor 39 yd field goal, 4-7 1:17											08:05 MUR - GANDY, Jordan 2 yd pass from HUMPHRIES, KD (MITCHELL, Connor kick), 1-6 0:08										
2nd 12:35 MUR - GANDY, Jordan 9 yd pass from HUMPHRIES, KD (MITCHELL, Connor kick), 3-42 0:26											03:06 MUR - AXLINE, Ben 4 yd pass from COOK, Troy (MERSMAN, Mitch kick), 12-66 4:52										
03:11 MUR - GANDY, Jordan 15 yd pass from HUMPHRIES, KD (MITCHELL, Connor kick), 6-47 1:33											02:34 UTM - MARTIN, Tae 36 yd interception return (MERSMAN, Mitch kick)										
01:38 MUR - BLACKBURN, Jesse 10 yd pass from HUMPHRIES, KD (MITCHELL, Connor kick), 5-25 1:24											00:15 UTM - MERSMAN, Mitch 39 yd field goal, 4-8 1:31										
00:26 APSU - HAYS, Tommy 22 yd run (GAUNA, Nick kick), 6-73 1:07											06:59 MUR - MCGRAW, Mareio 65 yd run (MITCHELL, Connor kick), 6-96 2:34										
3rd 10:29 MUR - HUMPHRIES, KD 10 yd run (MITCHELL, Connor kick), 12-91 4:21											03:17 UTM - LEE, Londell 11 yd pass from COOK, Troy (MERSMAN, Mitch kick), 7-86 2:51										
06:42 APSU - HAYS, Tommy 8 yd run (GAUNA, Nick kick), 8-84 3:42											14:57 UTM - MERSMAN, Mitch 37 yd field goal, 13-57 5:51										
4th 07:19 MUR - STULTS, Mitch 9 yd pass from HUMPHRIES, KD (MITCHELL, Connor kick), 17-98 6:13											12:55 MUR - BLACKBURN, Jesse 23 yd pass from HUMPHRIES, KD (MITCHELL, Connor kick), 6-84 1:30										
03:48 MUR - GANDY, Jordan 12 yd pass from HUMPHRIES, KD (MITCHELL, Connor kick), 5-50 1:16											10:06 MUR - MITCHELL, Connor 50 yd field goal, 6-29 1:42										
											09:56 UTM - McKILLION, Greg 75 yd pass from COOK, Troy (BOWE, Jaimiee rush), 1-75 0:10										

UT Martin											Murray St.														
Score											38					31									
FIRST DOWNS											22					17									
RUSHES-YARDS (NET)											42-129					27-121									
PASSING YDS (NET)											317					248									
Passes Att-Comp-Int											38-21-0					44-23-1									
TOTAL OFFENSE PLAYS-YARDS											80-446					71-369									
Fumble Returns-Yards											0-0					0-0									
Punt Returns-Yards											3-14					0-0									
Kickoff Returns-Yards											5-140					6-102									
Interception Returns-Yards											1-36					0-0									
Punts (Number-Avg)											5-37.0					7-47.3									
Fumbles-Lost											2-2					1-1									
Penalties-Yards											12-108					9-98									
Possession Time											36:01					23:59									
Third-Down Conversions											8 of 17					3 of 16									
Fourth-Down Conversions											0 of 0					0 of 2									
Red-Zone Scores-Chances											4-4					1-2									
UT Martin											Murray St.														
Rushing											No. Gain Loss Net TD Lg Avg					Rushing					No. Gain Loss Net TD Lg Avg				
BOWE, Jaimiee											19 65 14 51 0 14 2.7					MCGRAW, Mareio					10 110 0 110 1 65 11.0				
GRAYSON, Marquez											7 47 2 45 0 26 6.4					BLACKBURN, Jesse					4 20 1 19 0 12 4.8				
HOLLINGSWORTH, COOK, Troy											6 25 0 25 0 6 4.2					JOHNSON, Demetric					4 5 1 4 0 3 1.0				
											5 13 3 10 0 8 2.0					GRAY, Tyre					1 1 0 1 0 1 1.0				
Passing											C-A-I Yds TD Long Sack					Passing					C-A-I Yds TD Long Sack				
COOK, Troy											21-38-0 317 3 75 1					HUMPHRIES, KD					23-44-1 248 3 50 4				
Receiving											No. Yards TD Long					Receiving					No. Yards TD Long				
AXLINE, Ben											6 64 1 14					GANDY, Jordan					8 118 1 50				
LEE, Londell											4 68 1 47					BLACKBURN, Jesse					5 55 1 23				
KERRICK, Kyle											4 51 0 35					MOSS, Jonathan					2 28 1 23				
McKILLION, Greg											3 92 1 75					MCGRAW, Mareio					2 18 0 13				
Punting											No. Yds Avg Long In20 TB					Punting					No. Yds Avg Long In20 TB				
ARKELIAN, Brett											5 185 37.0 48 1 0					STRATTON, London					7 331 47.3 50 1 0				
Punt Returns											No. Yards TD Long					Punt Returns					No. Yards TD Long				
LEE, Londell											3 14 0 9														
Kick Returns											No. Yards TD Long					Kick Returns					No. Yards TD Long				
MARTIN, Tae											5 140 0 36					GOLSON, Malik					4 73 0 40				
																MCGRAW, Mareio					1 14 0 14				
Tackles											UA-A Total Sacks TFL					Tackles					UA-A Total Sacks TFL				
GILLEYLEN, Jame											5-5 10 0.0 1.0					PAIGE, Marico					6-3 9 0.0 1.0				
ESTE, Joseph											4-8 8 0.0 1.0					RODRIGUEZ, Sean					6-2 8 0.0 0.0				
Qtr											Scoring Play					Qtr					Scoring Play				
1st											11:53 UTM - MERKSAM, Mitch 37 yd field goal, 7-49 3:07					V-H					3-0				
08:05											MUR - GANDY, Jordan 2 yd pass from HUMPHRIES, KD (MITCHELL, Connor kick), 1-6 0:08					3					-7				
03:06											MUR - MOSS, Jonathan 23 yd pass from COOK, Troy (MERSAM, Mitch kick), 1-14 0:52					10					-7				
02:14											UTM - MARTIN, Tae 36 yd interception return (MERKSAM, Mitch kick), 1-36 0:00					17					-7				
00:15											UTM - MERKSAM, Mitch 39 yd field goal, 4-8 1:31					20					-7				
2nd											06:59 MUR - MCGRAW, Mareio 65 yd run (MITCHELL, Connor kick), 6-96 2:34					20					-14				
06:15											MUR - MERKSAM, Mitch 37 yd pass from HUMPHRIES, KD (MITCHELL, Connor kick), 2-23 0:32					20					-21				
03:17											UTM - LEE, Londell 11 yd pass from COOK, Troy (MERSAM, Mitch kick), 7-86 2:51					27					-21				
4th											14:57 UTM - MERKSAM, Mitch 37 yd field goal, 13-57 5:51					20					-21				
12:55											MUR - BLACKBURN, Jesse 23 yd pass from HUMPHRIES, KD (MITCHELL, Connor kick), 6-84 1:30					20					-28				
10:06											MUR - MITCHELL, Connor 50 yd field goal, 6-29 1:42					30					-31				
09:56											UTM - McKILLION, Greg 75 yd pass from COOK, Troy (BOWE, Jaimiee rush), 1-75 0:10					38					-31				