

2016 MURRAY STATE ROSTER

No.	Player
1.....	Malik Golson
2.....	KD Humphries
3.....	L.J. Gainey
4.....	Jonathan Jackson
5.....	D'Montre Wade
6.....	Marquez Sanford
7.....	Mark Dodson
8.....	Zach Shipley
8.....	Nate Embry
9.....	Lamont Crittendon
12.....	Mitch Stults
13.....	Quincy Williams
13.....	Brendan Bognar
14.....	Cameron Birse
15.....	Tyre Gray
16.....	Jordan Gandy
17.....	Isaiah Foster
18.....	Eli Oltean
19.....	Houston Hartz
20.....	Mareio McGraw
21.....	Zachary Wade
22.....	Dylan Boone
23.....	Marcus Meredith
24.....	Toby Omli
25.....	Marico Paige
26.....	Demetric Johnson
27.....	Greg Willard
28.....	Nick Collins
29.....	Sean Moore
30.....	Trae Gordon
30.....	Tyler Gray
31.....	Sean Rodriguez
32.....	Zuri Elrington
33.....	Ethon Felton
34.....	Nigel Walton
35.....	Drew Rutland
36.....	D'Vaughn Whitt
37.....	Landon Stratton
38.....	James Sappington
39.....	Andre Davis
40.....	Wes Drewery
41.....	Connor Mitchell
42.....	Jordan Tyler
43.....	John Welsh
44.....	Josh Malone
45.....	Derrick Shaw
46.....	Ernest Kenty
46.....	Silas Owens
47.....	Robert Adams
48.....	Drake VanHooser
49.....	Chase Boling
50.....	Ryan Rainey
53.....	Nolan Nichols
54.....	Chris Stahl
55.....	Drew Marshall
58.....	Kwan Stallworth
59.....	Austin Hogancamp
60.....	Brant Newman
61.....	Dante Darcus
62.....	Nate Wilkinson
66.....	Tony Mays II
68.....	Leighton Colby
69.....	Chris White
70.....	Jace Bragg
71.....	Noah Banks
73.....	Micaheal Magochy
74.....	Steven Clemmons
75.....	Cam Carter
77.....	Ingram Tillard
78.....	Joe Irby
79.....	Keenan Lautner
80.....	Sterling Taylor
81.....	Caleb Sheffer
82.....	Sylvaughn Turner
84.....	Rajai Perkins
85.....	Jesse Blackburn
86.....	Jensen Feggins
87.....	Hector Garcia
89.....	Jonathan Moss
90.....	Dee Nalls
91.....	Bishop Woods
92.....	Quindarius Coles
93.....	Wyatt Dawson
95.....	Troy-Wayne Quinn
96.....	Griffin Martin
97.....	Ryan Duvall
98.....	Korey Tillman
99.....	Rashad Johnson

MURRAY STATE RACERS AT TENNESSEE TECH GOLDEN EAGLES



4-6 (4-3 OVC)

Cookeville, Tenn.; Tucker Stadium
Saturday, Nov. 19, 2016; 1:30 p.m.

Web Stream: OVCDN

Live Audio: Froggy 103.7 FM
(PxP - Jeff Waters; Color - Aaron Clayton)



4-6 (4-3 OVC)

MURRAY STATE PROBABLE STARTERS

OFFENSE

QB	2	KD Humphries
F	20	Mareio McGraw
X	16	Jordan Gandy
H	86	Jensen Feggins
Y	85	Jesse Blackburn
Z	89	Jonathan Moss
LT	78	Joe Irby
LG	58	Kwan Stallworth
C	51	Ryan Rainey
RG	69	Chris White
RT	71	Noah Banks

DEFENSE

STUD	32	Zuri Elrington
DT	91	Bishop Woods
NOSE	99	Rashad Johnson
END	46	Silas Owens
MIKE	9	Lamont Crittendon
WILL	31	Sean Rodriguez
SLASH	21	Zachary Wade
FS	24	Toby Omli
JACK	17	Isaiah Foster
CB	5	D'Montre Wade
CB	34	Nigel Walton

2016 OVC STANDINGS

Team	OVC	Overall
#2 Jacksonville St.	5-0	8-1
UT Martin	5-1	6-4
Murray St.	4-2	4-5
Tennessee St.	3-2	6-3
Tennessee Tech	3-3	3-6
Southeast Mo.	3-3	3-6
Eastern Ill.	3-4	5-5
Eastern Ky.	1-5	2-7
Austin Peay	0-7	0-9

Standings as of Nov. 5

2016 SCHEDULE

Date	Opponent	Time/Result	Location
Sep. 3	Illinois	L 3-52	Champaign, Ill.
Sep. 10	MISSOURI ST.%	L 22-28	Stewart Stadium
Sep. 17	Southern Illinois	L 17-50	Carbondale, Ill.
Sep. 24	SOUTHEAST MISSOURI*^	L 16-17	Stewart Stadium
Oct. 1	Austin Peay*	W 45-17	Clarksville, Tenn.
Oct. 15	UT MARTIN*	L 31-38	Stewart Stadium
Oct. 22	#15 Eastern Illinois*	W 40-38	Charleston, Ill.
Oct. 29	#25 TENNESSEE STATE*&	W 38-31	Stewart Stadium
Nov. 5	Eastern Kentucky*	W 41-28	Richmond, Ky.
Nov. 12	JACKSONVILLE STATE*	L 15-33	Stewart Stadium
Nov. 19	Tennessee Tech*	1:30 p.m.	Cookeville, Tenn.

Home Games In ALL CAPS *OVC Contest %Senior Night
^Family Weekend &Homecoming

2016 RECORD BREAKDOWN

	Record	Home	Away	OT
Overall	4-6	1-4	3-2	0-0
OVC	4-3	1-3	3-0	0-0

SEASON STREAKS

Overall: Lost 1 Home: Lost 1 Away: Won 3 OT: ---

OVERALL STREAKS

Overall: Lost 1 Home: Lost 1 Away: Won 3 OT: Lost 1

WEEKLY SCHEDULE

SUNDAY - 13	MONDAY - 14	TUESDAY - 15	WEDNESDAY - 16	THURSDAY - 17	FRIDAY - 18	SATURDAY - 19
No Practice	No Practice	Practice 4:30 p.m.	Practice 4:20 p.m.	Practice 4:00 p.m.	Practice TBA	Tennessee Tech Cookeville, Tenn. 1:30 p.m.
No availability	Stewart & Players Press Conference 12 p.m.	Stewart & Players Available By Request	Stewart & Players Available After Practice	Coach Stewart Available By Request	No availability	Players & Coaches Available Post-Game

UNIVERSITY FACTS

Nickname: Racers
Location: Murray, Ky.
Established: 1922
Enrollment: 10,998
Conference/Affiliation: Ohio Valley/NCAA Division I - FCS
Colors: Navy & Gold (PMS 289 & 123)
President: Dr. Robert O. Davies
Director of Athletics: Allen Ward

FOOTBALL INFORMATION

Offensive Formation: Spread
Defensive Formation: 4-2-5
2015 Overall Record: 3-8
2015 OVC Record/Standing: 2-7/7th
Offensive Starters Returning/Lost: 6/5
Defensive Starters Returning/Lost: 6/5
First Varsity Season: 1924
Seasons/Winning Seasons: 86/47
Overall Record: 475-423-36 (.528)
OVC Record: 222-236-9 (.485)
OVC Titles: 8 (1948, 1950, 1951, 1979, 1986, 1995, 1996, 2002)
NCAA Appearances: 5 (1979, 1986, 1995, 1996, 2002)

STADIUM INFORMATION

Stadium Name (First Year): Stewart Stadium (1973)
Playing Surface (Installed): FieldTurf (2015)
Capacity: 16,800
Largest Crowd: 16,600 (Oct. 31, 1981 vs. Eastern Ky.)
Record at Stewart Stadium: 154-83-2 (.649)

COACHING STAFF

Head Coach: Mitch Stewart (Valdosta St. '05)
Overall Record: 7-14 (.333)/2nd Season
Record at MSU: Same
Def.Coordinator/AHC/Safeties: Chris Boone (Southern Miss. '97)
Linebackers/Special Teams: Jake Johnson (Eastern Ky. '02)
Offensive Line/Run Game Coord.: Gordon Steele (Valdosta St. '10)
Wide Receiver: Casey Brockman (Murray St. '13)
Run Backs/Co-Run Game Coord.: Sean Dawkins (Troy '07)
Defensive Line: Kevin Park (Baylor '13)
Cornerbacks: Corico Wright (Clemson '12)
Dir. of Recruiting & Player Personnel: Steve Adams (Murray St. '13)
Strength & Conditioning: Craig Swieton (Springfield '03)
Defensive QC: Carson Hunter (Memphis '12)
Offensive QC: Drew Burnham
Special Teams QC: Garrett Schwettman (Western Ky. '16)
Defensive GA: Nick Knight (Kentucky Wesleyan '11)
Offensive GA: Harris Bivin (Murray St. '14)

DAILY MEDIA AVAILABILITY

Monday: **Mitch Stewart** and select players will be available at the media luncheon at 12 p.m. at the Racer Room inside Stewart Stadium.

Tuesday: Head Coach **Mitch Stewart**, assistant coaches and players will be available by appointment only.

Wednesday: Head Coach **Mitch Stewart**, assistant coaches and players will be available at the conclusion of practice.

Thursday: Head Coach **Mitch Stewart** will be available by appointment only before practice.

Friday and Sunday: No Availability.

Saturday: Post-game availability only. Members of the MSU Athletics Media Relations staff will escort media representatives to the appropriate areas following the conclusion of the game. The Murray State locker room, home and away, is closed to the media at all times.

Head Coach **Mitch Stewart** and selected Racer players will be brought to the designated interview area. At home games, that area is the Racer Room, located in Stewart Stadium (first floor).

At the midway point of the fourth quarter, interview requests will be collected.

For games in Murray, the opposing head coach will meet with the media inside the opponent interview room. A representative from the MSU Media Relations Office will be on hand to assist the media in finding this area. Interviews with the head coach and players from the visiting team will be based on the post-game policy of that institution.

PRACTICE PROCEDURES

Covering Practice: Practices are generally open to the media and public. Head coach Mitch Stewart reserves the right to close practice at any time.

Note: Player or coach interviews must not conflict with classes, meetings, training room treatments or other team obligations.

OVC COACHES TELECONFERENCE

During the regular season a weekly teleconference featuring the league's nine head coaches will be held every Tuesday morning at 9:55 a.m. CT, with MSU head coach Mitch Stewart speaking at 10:00 a.m. The first teleconference will take place on Tuesday, Aug. 30. For information on how to access the call, please contact Kyle Schwartz in the OVC Office at (615) 371-1698 or kschwartz@ovc.org.

UPCOMING SCHEDULE

DATE	OPPONENT	SITE	TIME	WEB/TV	RADIO
	2017 Season				

LAST TIME OUT

vs. #1 Jacksonville State (L 15-33)
Nov. 13 at Roy Stewart Stadium


MURRAY, Ky. - Senior quarterback KD Humphries became Murray State's all-time leader in passing yards and passing touchdowns Saturday, despite his team falling to top-ranked Jacksonville State, 33-15, at Roy Stewart Stadium in Murray, Kentucky. For the first time this season it was the Racers that drew first blood, as Connor Mitchell gave his team an early 3-0 lead in the second quarter on 45-yard field goal. However, with just 17 seconds left in half, Jax State's Jamari Hester caught a 23-yard pass from Eli Jenkins to give the Gamecocks the lead at the break. Roc Thomas added six to the board for Jacksonville State in the third on a seven yard just to extend the JSU lead to 13-3 headed into the fourth quarter. In the final stanza, JSU almost doubled its offensive output for the game by erupting for three touchdowns on 243 yards to virtually seal the win. Murray State did have two late touchdowns in the game, but it was not enough as JSU held on for the win. The loss for Murray State put an end its three-game win streak, while the win for the Gamecocks clinched at least a share of their third consecutive OVC title.

SATURDAY'S OPPONENT:

at Tennessee Tech Golden Eagles Nov. 19, 2016 1:30 p.m. Tucker Stadium

SERIES HISTORY: With two consecutive wins, the Golden Eagles now lead the series with Murray State, 43-37-1. The Racers have lost the past two meetings with MSU by just a total of five points, including an overtime affair in Cookeville in 2014. In Cookeville, Tennessee Tech's lead is more commanding standing at 23 wins to only 15 losses.

SCOUTING THE GOLDEN EAGLES: Tennessee Tech moved to 4-6 overall and 4-3 in OVC play last week with a 44-16 win over Tennessee State. Yeedee Thaenrat rushed for 164 yards with a score, while Nick Madonia was 3-for-4 on field goals including a school record 57-yarder in the win. Tennessee Tech currently averages 341.8 yards and 24.1 points per game, while giving up 407.1 and 29.7. The pass currently makes up 67-percent of the Golden Eagle's offensive production at 229.5 yards per game, while their 112.3 yards per game on the ground accounts for the rest. Michael Birdsong has raced up 229.9 yards per game as the quarterback for Tennessee Tech this season, while throwing 14 touchdown passes to just seven interceptions. Thaenrat has averaged 58.9 yards per game on the ground, while Dontez Byrd has been Birdsong's number one target with 73.5 yards per game. Defensively, Josh Poplar leads the way for Tennessee with a team high 9.4 tackles per game, 3.5 tackles-for-loss, two forced fumbles, three fumble recoveries and a pass breakup.

MURRAY STATE AT TENNESSEE TECH		GOLDEN EAGLES - 43 WINS, RACERS - 37 WINS, 1 TIE	
	<u>Tennessee Tech Quick Facts</u> Founded: 1915 Location: Cookeville, Tenn. Colors: Purple & Gold Enrollment: 11,385 Conference: Ohio Valley		Field: Tucker Stadium 2015 Rec.: 4-7 (3-5, 6th OVC) Postseason: None Basic Offense: Pro-Style Basic Defense: Pro-Style 4-3
	Starters Returning/Lost: 12/13 Head Coach: Marcus Satterfield Alma Mater: East Tennessee, 2000 Overall Record (season): 4-6 (1st) TTU Record (season): Same		
Last 3 vs. TTU: 2015 @MSU L 29-31 2014 @TTU L 27-30 (OT) 2013 @MSU W 35-24	<u>Current Streaks vs. TTU:</u> Overall: Lost 2 Home: Won 4 Away: Lost 1	<u>All-Time vs. TTU:</u> Home: 21-17-1 Away: 15-23 Neutral: 1-2	<u>MSU-TTU Series Misc.:</u> First Meeting: 1930 @MSU L 6-26 Largest MSU Win: 1936 @TTU W 47-0 Largest TTU Win: 1966 @MSU L 13-51

2016 MURRAY STATE ROSTER - NUMERICAL

No.	Player	Pos.	Ht.	Wt.	Yr.	Hometown (Previous School)
1	Malik Golson	WR	5-9	180	R-Sr.	San Diego, Calif. (Delaware St.)
2	KD Humphries	QB	6-3	225	R-Sr.	Montgomery, Ala. (Jefferson Davis HS)
3	L.J. Gainey	WR	5-11	211	Jr.	Snellville, Ga. (Fullerton Col.)
4	Jonathan Jackson	LB	5-11	211	Sr.	Mayfield, Ky. (Mayfield HS)
5	D'Montre Wade	DB	6-0	192	R-Jr.	Columbia, Tenn. (Brentwood Academy)
6	Marquez Sanford	DB	5-11	170	So.	Macon, Ga. (Westside HS)
7	Mark Dodson	RB	5-10	198	R-Jr.	Memphis, Tenn. (Ole Miss)
8	Zach Shipley	DB	5-10	178	R-Jr.	Shelbyville, Ky. (Shelby County HS)
8	Nate Embry	QB	6-4	220	Fr.	Madisonville, Ky. (North Hopkins HS)
9	Lamont Crittendon	LB	5-10	235	R-Jr.	Decatur, Ala. (Austin HS)
12	Mitch Stults	WR	5-9	175	Sr.	Hamilton, Ala. (Hamilton HS)
13	Brendan Bognar	QB	6-6	225	R-Fr.	St. Louis, Mo. (Lindenwood [MO])
13	Quincy Williams	LB	6-0	215	R-So.	Birmingham, Ala. (Wenonah HS)
14	Cameron Birse	QB	6-2	235	R-Jr.	Danville, Calif. (Arkansas St.)
15	Tyre Gray	WR	5-10	170	Fr.	Alexander, Ala. (Benjamin Russell HS)
16	Jordon Gandy	WR	6-4	210	Jr.	Athens, Ala. (East Limestone HS)
17	Isaiah Foster	DB	6-2	175	Jr.	Pacoima, Calif. (College of the Canyons)
18	Eli Oltean	QB	6-2	190	Fr.	St. Joseph, Ill. (St. Joseph-Ogden HS)
19	Houston Hartz	QB	6-2	195	R-So.	Owensboro, Ky. (Owensboro Catholic HS)
20	Mareio McGraw	RB	6-0	180	Fr.	Nashville, Tenn. (Overton HS)
21	Zachary Wade	DB	5-11	215	R-Jr.	Newport Beach, Calif. (Saddleback CC)
22	Dylan Boone	DB	5-11	193	Jr.	Murray, Ky. (Murray HS)
23	Marcus Meredith	DB	5-11	190	R-Jr.	San Clemente, Calif. (Saddleback CC)
24	Toby Omli	DB	6-0	200	Sr.	Brookeville, Kan. (Butler CC)
25	Marico Paige	LB	6-1	220	Jr.	Wesson, Miss. (Copiah-Lincoln CC)
26	Demetric Johnson	RB	6-0	185	R-Jr.	South Pittsburg, Tenn. (South Pittsburg HS)
27	Greg Willard	DB	5-9	170	Jr.	Decatur, Ala. (Austin HS)
28	Nick Collins	WR	5-7	185	Fr.	Columbia, Mo. (Rock Bridge HS)
29	Sean Moore	DB	5-10	170	Fr.	Davie, Fla. (Western HS)
30	Trae Gordon	RB	5-9	185	So.	Louisville, Ky. (duPont Manual HS)
30	Tyler Gray	DB	5-11	155	Fr.	Columbia, Mo. (Battle HS)
31	Sean Rodriguez	LB	6-0	210	Jr.	Nickerson, Kan. (Butler CC)
32	Zuri Elrington	DL	6-3	240	Sr.	Los Angeles, Calif. (West Los Angeles)
33	Ethon Felton	RB	6-0	217	R-So.	Muscle Shoals, Ala. (Muscle Shoals HS)
34	Nigel Walton	DB	6-0	170	Fr.	Atlanta, Ga. (Carver HS)
35	Drew Rutland	WR	6-5	215	So.	Memphis, Tenn. (First Assembly Christian)
36	D'Vaughn Whitt	DB	5-10	170	Fr.	Clarksville, Tenn. (Clarksville HS)
37	Landon Stratton	P	6-0	180	R-So.	Russellville, Ky. (Logan County HS)
38	James Sappington	K/P	6-5	220	Fr.	Peculiar, Mo. (Raymore-Peculiar HS)
39	Andre Davis	DB	5-11	175	Fr.	Lexington, Ky. (Bryant Station HS)
40	Wes Drewery	LS	6-3	230	R-So.	Franklin, Tenn. (UAB)
41	Connor Mitchell	K	6-2	200	R-Sr.	Franklin, Tenn. (Battle Ground Academy)
42	Jordan Tyler	LB	6-0	221	R-So.	Paducah, Ky. (Western Ky.)
43	John Welsh	DB	5-10	168	R-So.	Paducah, Ky. (McCracken County HS)
44	Josh Malone	DB	5-11	185	Fr.	Memphis, Tenn. (Ridgeway HS)
45	Derrick Shaw	LB	6-1	240	Fr.	Alabaster, Ala. (Thompson HS)
46	Ernest Kenty	DB	6-2	205	Fr.	Birmingham, Ala. (Ramsay HS)
46	Silas Owens	DL	6-4	240	So.	New Market, Ala. (Buckhorn HS)
47	Robert Adams	DL	6-2	235	Fr.	Tuscaloosa, Ala. (Northridge HS)
48	Drake VanHooser	RB	6-0	240	R-Fr.	Princeton, Ky. (Caldwell County HS)
49	Chase Boling	LB	6-2	235	So.	Lexington, Ky. (Lexington Catholic HS)
50	Paris Wilson	LB	6-2	215	Fr.	Memphis, Tenn. (Melrose HS)
51	Ryan Rainey	OL	6-1	295	R-Jr.	Saucier, Miss. (Harrison Central HS)
53	Nolan Nichols	LB	5-11	215	R-So.	Benton, Ky. (Marshall County HS)
54	Chris Stahl	DL	6-2	285	Fr.	St. Louis, Mo. (St. Louis University HS)
55	Drew Marshall	LB	5-10	190	Fr.	Carmi, Ill. (Carmi-White County HS)
58	Kwan Stallworth	OL	6-4	295	So.	Lithonia, Ga. (Martin Luther King, Jr. HS)

2016 MURRAY STATE ROSTER - NUMERICAL

No.	Player	Pos.	Ht.	Wt.	Yr.	Hometown (Previous School)
59	Austin Hogancamp	OL	6-3	250	Fr.	North Sutton, N.H. (Kearsarge HS)
60	Brant Newman	OL	6-2	286	R-Fr.	Germantown, Tenn. (Memphis University HS)
61	Dante Darcus	OL	6-1	265	R-Fr.	Murray, Ky. (Lindsey Wilson)
62	Nate Wilkinson	OL	6-3	290	Fr.	Franklin, Tenn. (Centennial HS)
66	Tony Mays II	OL	6-4	305	R-Sr.	Memphis, Tenn. (Memphis)
68	Leighton Colby	OL	6-1	255	R-Fr.	Murfreesboro, Tenn. (Blackman HS)
69	Chris White	OL	6-3	310	So.	Daphne, Ala. (Daphne HS)
70	Jace Bragg	OL	6-3	275	R-Fr.	Baton Rouge, La. (Central HS)
71	Noah Banks	OL	6-6	310	R-Fr.	Pensacola, Fla. (West Florida HS)
73	Michael Magochy	DL	6-4	220	Fr.	Franklin, Tenn. (Page HS)
74	Steven Clemmons	OL	6-4	295	Fr.	Lewisburg, Tenn. (Marshall County HS)
75	Cam Carter	OL	6-6	280	Fr.	Adamsville, Ala. (Minor HS)
77	Ingram Tillard	OL	6-5	330	Jr.	Germantown, Tenn. (UAB)
78	Joe Irby	OL	6-4	297	Jr.	Nashville, Tenn. (Franklin Road Academy)
79	Keenan Lautner	P	5-11	185	Fr.	Lynville, Ind. (Tecumseh HS)
80	Sterling Taylor	WR	6-0	190	R-Jr.	Morrow, Ga. (Contra Costa)
81	Caleb Sheffer	WR	6-4	200	R-Fr.	Hodgenville, Ky. (Western Ky.)
82	Sylvaughn Turner	WR	6-2	170	Fr.	Athens, Ala. (East Limestone HS)
84	Rajai Perkins	WR	6-0	187	Fr.	St. Louis, Mo. (Hazlewood East HS)
85	Jesse Blackburn	WR	6-3	240	Sr.	Gardendale, Ala. (Gardendale HS)
86	Jensen Feggins	WR	6-2	200	R-Fr.	Bowling Green, Ky. (Warren Central HS)
87	Hector Garcia	K	6-1	215	R-Fr.	Sedalia, Ky. (Graves County HS)
89	Jonathan Moss	WR	6-0	165	Fr.	Madison, Ala. (Bob Jones HS)
90	Dee Nalls	DL	6-4	305	Fr.	Fayette, Ala. (Fayette County HS)
91	Bishop Woods	DL	6-2	253	Jr.	Atlanta, Ga. (Peachtree Ridge HS)
92	Quindarius Coles	DL	6-4	250	Fr.	Bessemer, Ala. (McAdory HS)
93	Wyatt Dawson	OL	5-11	266	R-Fr.	Duck, W.Va. (Clay County HS)
95	Troy-Wayne Quinn	DL	6-1	245	Jr.	Prattville, Ala. (Harrison Central HS)
96	Griffin Martin	DL	6-2	250	R-Fr.	Elba, Ala. (Elba HS)
97	Ryan Duvall	DL	6-5	225	R-So.	Owensboro, Ky. (Western Ky.)
98	Korey Tillman	DL	6-2	270	Fr.	Murfreesboro, Tenn. (Blackman HS)
99	Rashad Johnson	DL	6-1	270	So.	Barnesville, Ga. (Lamar County HS)

Head Coach/Quarterbacks: Mitch Stewart (Valdosta St., 2005), 2nd Season as HC, 7th Overall

Defensive Coordinator/Asst. Head Coach/Secondary: Chris Boone (Southern Miss., 1997), 2nd Season

Linebackers/Special Teams Coordinator: Jake Johnson (Eastern Ky., 2002), 1st Season

Offensive Line/Run Game Coordinator: Gordon Steele (Valdosta St., 2010), 3rd Season

Wide Receivers: Casey Brockman (Murray St., 2013), 3rd Season

Running Backs/Co-Run Game Coordinator: Sean Dawkins (Troy, 2007), 5th Season

Defensive Line: Kevin Park (Baylor, 2013), 1st Season

Cornerbacks: Corico Wright (Clemson, 2012), 1st Season

Dir. of Recruiting & Player Personnel: Steve Adams (Murray St., 2013), 7th Season

Strength & Conditioning: Craig Swieton (Springfield, 2003), 6th Season

Defensive Quality Control: Carson Hunter (Memphis, 2012), 1st Season

Offensive Quality Control: Drew Burnham, 2nd Season

Special Teams Quality Control: Garrett Schwettman, (Western Ky., 2016), 1st Season

Defensive Graduate Assistant: Nick Knight (Kentucky Wesleyan, 2011), 1st Season

Offensive Graduate Assistant: Harris Bivin, (Murray St., 2014), 1st Season

PRONUNCIATION GUIDE

ZURI Elrington _____ ZUR-EE
MALIK Golson _____ MUH-LEEK
TRAE Gordon _____ TRAY
TYRE Gray _____ TIE-REE
DEMETRIC Johnson _____ DUH-ME-TRICK
Michael MAGOCHY _____ MUH-GO-CHEE
MAREIO McGraw _____ MARIO
Toby OMLI _____ AHM-LEE

RAJAI Perkins _____ RAH-JAY
Chris STAHL _____ STALL
D'MONTRE Wade _____ DUH-MON-TRAY
D'VAUGHN Whitt _____ DUH-VAUGHN
CORICO Wright _____ CUH-RICO
Craig SWIETON _____ SWEET-UHN

2016 MURRAY STATE ROSTER - ALPHABETICAL

No.	Player	Pos.	Ht.	Wt.	Yr.	Hometown (Previous School)
47	Robert Adams	DL	6-2	235	Fr.	Tuscaloosa, Ala. (Northridge HS)
71	Noah Banks	OL	6-6	310	R-Fr.	Pensacola, Fla. (West Florida HS)
14	Cameron Birse	QB	6-2	235	R-Jr.	Danville, Calif. (Arkansas St.)
85	Jesse Blackburn	WR	6-3	240	Sr.	Gardendale, Ala. (Gardendale HS)
13	Brendan Bognar	QB	6-6	225	R-Fr.	St. Louis, Mo. (Lindenwood [MO])
49	Chase Boling	LB	6-2	235	So.	Lexington, Ky. (Lexington Catholic HS)
22	Dylan Boone	DB	5-11	193	Jr.	Murray, Ky. (Murray HS)
70	Jace Bragg	OL	6-3	275	R-Fr.	Baton Rouge, La. (Central HS)
75	Cam Carter	OL	6-6	280	Fr.	Adamsville, Ala. (Minor HS)
74	Steven Clemmons	OL	6-4	295	Fr.	Lewisburg, Tenn. (Marshall County HS)
68	Leighton Colby	OL	6-1	255	R-Fr.	Murfreesboro, Tenn. (Blackman HS)
92	Quindarius Coles	DL	6-4	250	Fr.	Bessemer, Ala. (McAdory HS)
28	Nick Collins	WR	5-7	185	Fr.	Columbia, Mo. (Rock Bridge HS)
9	Lamont Crittendon	LB	5-10	235	R-Jr.	Decatur, Ala. (Austin HS)
61	Dante Darcus	OL	6-1	275	R-So.	Murray, Ky. (Lindsey Wilson)
39	Andre Davis	DB	5-11	175	Fr.	Lexington, Ky. (Bryant Station HS)
93	Wyatt Dawson	OL	5-11	266	R-Fr.	Duck, W.Va. (Clay County HS)
7	Mark Dodson	RB	5-10	198	R-Jr.	Memphis, Tenn. (Ole Miss)
40	Wes Drewery	LS	6-3	230	R-So.	Franklin, Tenn. (UAB)
97	Ryan Duvall	DL	6-5	225	R-So.	Owensboro, Ky. (Western Ky.)
32	Zuri Elrington	DL	6-3	240	Sr.	Los Angeles, Calif. (West Los Angeles)
8	Nate Embry	QB	6-4	220	Fr.	Madisonville, Ky. (North Hopkins HS)
86	Jensen Feggins	WR	6-2	200	R-Fr.	Bowling Green, Ky. (Warren Central HS)
33	Ethon Felton	RB	6-0	217	R-So.	Muscle Shoals, Ala. (Muscle Shoals HS)
29	Isaiah Foster	DB	6-2	175	Jr.	Pacoima, Calif. (College of the Canyons)
3	L.J. Gainey	WR	5-11	211	Jr.	Snellville, Ga. (Fullerton Col.)
16	Jordon Gandy	WR	6-4	210	Jr.	Athens, Ala. (East Limestone HS)
87	Hector Garcia	K	6-1	215	R-Fr.	Sedalia, Ky. (Graves County HS)
1	Malik Golson	WR	5-9	180	R-Sr.	San Diego, Calif. (Delaware St.)
30	Trae Gordon	RB	5-9	185	So.	Louisville, Ky. (duPont Manual HS)
30	Tyler Gray	DB	5-11	155	Fr.	Columbia, Mo. (Battle HS)
15	Tyre Gray	WR	5-10	170	Fr.	Alexander, Ala. (Benjamin Russell HS)
19	Houston Hartz	QB	6-2	195	R-So.	Owensboro, Ky. (Owensboro Catholic HS)
59	Austin Hogancamp	OL	6-3	250	Fr.	North Sutton, N.H. (Kearsarge HS)
2	KD Humphries	QB	6-3	225	R-Sr.	Montgomery, Ala. (Jefferson Davis HS)
78	Joe Irby	OL	6-4	297	Jr.	Nashville, Tenn. (Franklin Road Academy)
4	Jonathan Jackson	LB	5-11	211	Sr.	Mayfield, Ky. (Mayfield HS)
26	Demetric Johnson	RB	6-0	185	R-Jr.	South Pittsburg, Tenn. (South Pittsburg HS)
99	Rashad Johnson	DL	6-1	270	So.	Barnesville, Ga. (Lamar County HS)
46	Ernest Kenty	DB	6-2	205	Fr.	Birmingham, Ala. (Ramsay HS)
79	Keenan Lautner	P	5-11	185	Fr.	Lynville, Ind. (Tecumseh HS)
73	Michael Magochy	DL	6-4	220	Fr.	Franklin, Tenn. (Page HS)
44	Josh Malone	DB	5-11	185	Fr.	Memphis, Tenn. (Ridgeway HS)
55	Drew Marshall	LB	5-10	190	Fr.	Carmi, Ill. (Carmi-White County HS)
96	Griffin Martin	DL	6-2	250	R-Fr.	Elba, Ala. (Elba HS)
66	Tony Mays II	OL	6-4	305	R-Sr.	Memphis, Tenn. (Memphis)
20	Mareio McGraw	RB	6-0	180	Fr.	Nashville, Tenn. (Overton HS)
23	Marcus Meredith	DB	5-11	190	R-Jr.	San Clemente, Calif. (Saddleback CC)
41	Connor Mitchell	K	6-2	200	R-Sr.	Franklin, Tenn. (Battle Ground Academy)
29	Sean Moore	DB	5-10	170	Fr.	Davie, Fla. (Western HS)
89	Jonathan Moss	WR	6-0	165	Fr.	Madison, Ala. (Bob Jones HS)
90	Dee Nalls	DL	6-4	305	Fr.	Fayette, Ala. (Fayette County HS)
60	Brant Newman	OL	6-2	286	R-Fr.	Germantown, Tenn. (Memphis University HS)
53	Nolan Nichols	LB	5-11	215	R-So.	Benton, Ky. (Marshall County HS)
18	Eli Oltean	QB	6-2	190	Fr.	St. Joseph, Ill. (St. Joseph-Ogden HS)
24	Toby Omli	DB	6-0	200	Sr.	Brookeville, Kan. (Butler CC)
46	Silas Owens	DL	6-4	240	So.	New Market, Ala. (Buckhorn HS)

2016 MURRAY STATE ROSTER - ALPHABETICAL

No.	Player	Pos.	Ht.	Wt.	Yr.	Hometown (Previous School)
25	Marico Paige	LB	6-1	220	Jr.	Wesson, Miss. (Copiah-Lincoln CC)
84	Rajai Perkins	WR	6-0	187	Fr.	St. Louis, Mo. (Hazlewood East HS)
95	Troy-Wayne Quinn	DL	6-1	245	Jr.	Prattville, Ala. (Harrison Central HS)
51	Ryan Rainey	OL	6-1	295	R-Jr.	Saucier, Miss. (Harrison Central HS)
31	Sean Rodriguez	LB	6-0	210	Jr.	Nickerson, Kan. (Butler CC)
35	Drew Rutland	WR	6-5	215	So.	Memphis, Tenn. (First Assembly Christian)
6	Marquez Sanford	DB	5-11	170	So.	Macon, Ga. (Westside HS)
38	James Sappington	K/P	6-5	220	Fr.	Peculiar, Mo. (Raymore-Peculiar HS)
45	Derrick Shaw	LB	6-1	240	Fr.	Alabaster, Ala. (Thompson HS)
81	Caleb Sheffer	WR	6-4	200	R-Fr.	Hodgenville, Ky. (Western Ky.)
8	Zach Shipley	DB	5-10	178	R-Jr.	Shelbyville, Ky. (Shelby County HS)
54	Chris Stahl	DL	6-2	285	Fr.	St. Louis, Mo. (St. Louis University HS)
58	Kwan Stallworth	OL	6-4	295	So.	Lithonia, Ga. (Martin Luther King, Jr. HS)
37	Landon Stratton	P	6-0	180	R-So.	Russellville, Ky. (Logan County HS)
12	Mitch Stults	WR	5-9	175	Sr.	Hamilton, Ala. (Hamilton HS)
80	Sterling Taylor	WR	6-0	190	R-Jr.	Morrow, Ga. (Contra Costa)
77	Ingram Tillard	OL	6-5	330	Jr.	Germantown, Tenn. (UAB)
98	Korey Tillman	DL	6-2	270	Fr.	Murfreesboro, Tenn. (Blackman HS)
82	Sylvaughn Turner	WR	6-2	170	Fr.	Athens, Ala. (East Limestone HS)
42	Jordan Tyler	LB	6-0	221	R-So.	Paducah, Ky. (Western Ky.)
72	Drake VanHooser	RB	6-0	240	R-Fr.	Princeton, Ky. (Caldwell County HS)
5	D'Montre Wade	DB	6-0	192	R-Jr.	Columbia, Tenn. (Brentwood Academy)
21	Zachary Wade	DB	5-11	215	R-Jr.	Newport Beach, Calif. (Saddleback CC)
34	Nigel Walton	DB	6-0	170	Fr.	Atlanta, Ga. (Carver HS)
43	John Welsh	DB	5-10	168	R-So.	Paducah, Ky. (McCracken County HS)
69	Chris White	OL	6-3	310	So.	Daphne, Ala. (Daphne HS)
36	D'Vaughn Whitt	DB	5-10	170	Fr.	Clarksville, Tenn. (Clarksville HS)
62	Nate Wilkinson	OL	6-3	290	Fr.	Franklin, Tenn. (Centennial HS)
27	Greg Willard	DB	5-9	170	Jr.	Decatur, Ala. (Austin HS)
13	Quincy Williams	LB	6-0	215	R-So.	Birmingham, Ala. (Wenonah HS)
50	Paris Wilson	LB	6-2	215	Fr.	Memphis, Tenn. (Melrose HS)
91	Bishop Woods	DL	6-2	253	Jr.	Atlanta, Ga. (Peachtree Ridge HS)

Head Coach/Quarterbacks: Mitch Stewart (Valdosta St., 2005), 2nd Season as HC, 7th Overall

Defensive Coordinator/Asst. Head Coach/Secondary: Chris Boone (Southern Miss., 1997), 2nd Season

Linebackers/Special Teams Coordinator: Jake Johnson (Eastern Ky., 2002), 1st Season

Offensive Line/Run Game Coordinator: Gordon Steele (Valdosta St., 2010), 3rd Season

Wide Receivers: Casey Brockman (Murray St., 2013), 3rd Season

Running Backs/Co-Run Game Coordinator: Sean Dawkins (Troy, 2007), 5th Season

Defensive Line: Kevin Park (Baylor, 2013), 1st Season

Cornerbacks: Corico Wright (Clemson, 2012), 1st Season

Dir. of Recruiting & Player Personnel: Steve Adams (Murray St., 2013), 7th Season

Strength & Conditioning: Craig Swieton (Springfield, 2003), 6th Season

Defensive Quality Control: Carson Hunter (Memphis, 2012), 1st Season

Offensive Quality Control: Drew Burnham, 2nd Season

Special Teams Quality Control: Garrett Schwettman, (Western Ky., 2016), 1st Season

Defensive Graduate Assistant: Nick Knight (Kentucky Wesleyan, 2011), 1st Season

Offensive Graduate Assistant: Harris Bivin, (Murray St., 2014), 1st Season

PRONUNCIATION GUIDE

ZURI Elrington _____ ZUR-EE
MALIK Golson _____ MUH-LEEK
TRAE Gordon _____ TRAY
TYRE Gray _____ TIE-REE
DEMETRIC Johnson _____ DUH-ME-TRICK
Michael MAGOCHY _____ MUH-GO-CHEE
MAREIO McGraw _____ MARIO
Toby OMLI _____ AHM-LEE

RAJAI Perkins _____ RAH-JAY
Chris STAHL _____ STALL
D'MONTRE Wade _____ DUH-MON-TRAY
D'VAUGHN Whitt _____ DUH-VAUGHN
CORICO Wright _____ CUH-RICO
Craig SWIETON _____ SWEET-UHN

2016 MURRAY STATE ROSTER BREAKDOWN BY STATE

ALABAMA (21)

Cam Carter
Derrick Shaw
Tyre Gray
Jordan Gandy
Sylvaughn Turner
Quindarius Coles
Ernest Kenty
Quincy Williams
Chris White
Lamont Crittendon
Greg Willard
Griffin Martin
Dee Nalls
Jesse Blackburn
Mitch Stults
Jonathan Moss
KD Humphries
Ethon Felton
Silas Owens
Troy-Wayne Quinn
Robert Adams

Hometown

Adamsville
Alabaster
Alexander City
Athens
Bessmer
Birmingham
Birmingham
Daphne
Decatur
Decatur
Elba
Fayette
Gardendale
Hamilton
Madison
Montgomery
Muscle Shoals
New Market
Prattville
Tuscaloosa



CALIFORNIA (5)

Zuri Elrington
Zach Wade
Isaiah Foster
Marcus Meredith
Malik Golson

Hometown

Los Angeles
Newport Beach
Pacoima
San Clemente
San Diego

FLORIDA (2)

Sean Moore
Noah Banks

Hometown

Davie
Pensacola

GEORGIA (7)

Nigel Walton
Bishop Woods
Rashad Johnson
Kwan Stallworth
Marquez Sanford
Sterling Taylor
L.J. Gainey

Hometown

Atlanta
Atlanta
Barnesville
Lithonia
Macon
Morrow
Snellville

ILLINOIS (2)

Drew Marshall
Eli Oltean

Hometown

Carmi
St. Joseph

INDIANA (1)

Keenan Lautner

Hometown

Lynnville

KANSAS (2)

Toby Omli
Sean Rodriguez

Hometown

Brookville
Nickerson

KENTUCKY (18)

Nolan Nichols
Jensen Feggins
Caleb Sheffer
Chase Boling
Andre Davis
Trae Gordon
Nate Embry
Jonathan Jackson
Dylan Boone
Dante Darcus
Ryan Duvall
Houston Hartz
Jordan Tyler
John Welsh
Drake VanHooser
Landon Stratton
Hector Garcia
Zach Shipley

Hometown

Benton
Bowling Green
Hodgenville
Lexington
Lexington
Louisville
Madisonville
Mayfield
Murray
Murray
Owensboro
Owensboro
Paducah
Paducah
Princeton
Russellville
Sedalia
Shelbyville

TENNESSEE (18)

D'Vaughn Whitt
D'Montre Wade
Ingram Tillard
Wes Drewery
Michael Magochy
Connor Mitchell
Nate Wilkinson
Brant Newman
Steven Clemmons
Mark Dodson
Tony Mays
Josh Malone
Drew Rutland
Paris Wilson
Leighton Colby
Joe Irby
Mareio McGraw
Demetric Johnson

Hometown

Clarksville
Columbia
Germantown
Franklin
Franklin
Franklin
Franklin
Germantown
Lewisburg
Memphis
Memphis
Memphis
Memphis
Memphis
Murfreesboro
Nashville
Nashville
South Pittsburg

LOUISIANA (2)

Jace Bragg
Korey Tillman

Hometown

Baton Rouge
New Orleans

MISSISSIPPI (3)

Ryan Rainey
Marico Paige
DeQuinten Spraggins

Hometown

Saucier
Wesson
West Point

MISSOURI (6)

Nick Collins
Tyler Gray
James Sappington
Brendan Bognar
Rajai Perkins
Chris Stahl

Hometown

Columbia
Columbia
Peculiar
St. Louis
St. Louis
St. Louis

NEW HAMPSHIRE (1)

Austin Hogancamp

Hometown

North Sutton

2016 MURRAY STATE ROSTER BREAKDOWN BY POSISTION

OFFENSE

OFFENSIVE LINE (16)

No.	Name	Class
51	Ryan Rainey	R-Jr.
58	Kwan Stallworth	Fr.
59	Austin Hogancamp	Fr.
60	Brant Newman	So.
61	Dante Darcus	R-Fr.
62	Nate Wilkinson	Fr.
66	Tony Mays	R-Sr.
68	Leighton Colby	R-Fr.
69	Chris White	So.
70	Jace Bragg	R-Fr.
71	Noah Banks	R-Fr.
74	Steven Clemmons	Fr.
75	Cam Carter	Fr.
77	Ingram Tillard	Jr.
78	Joe Irby	Jr.
93	Wyatt Dawson	R-Fr.

QUARTERBACKS (6)

No.	Name	Class
2	KD Humphries	R-Sr.
8	Nate Embry	Fr.
13	Brendan Bognar	R-Fr.
14	Cameron Birse	R-Jr.
18	Eli Oltean	Fr.
19	Houston Hartz	R-So.

RUNNING BACKS (6)

No.	Name	Class
7	Mark Dodson	R-Jr.
20	Mareio McGraw	Fr.
26	Demetric Johnson	R-Jr.
30	Trae Gordon	So.
33	Ethon Felton	R-So.
48	Drake Van Hooser	R-Fr.

WIDE RECEIVERS (14)

No.	Name	Class
1	Malik Golson	R-Sr.
3	L.J. Gainey	Jr.
12	Mitch Stults	Sr.
15	Tyre Gray	Fr.
16	Jordon Gandy	Jr.
28	Nick Collins	Fr.
35	Drew Rutland	So.
80	Sterling Taylor	R-Jr.
81	Caleb Sheffer	R-Fr.
82	Sylvaughn Turner	Fr.
84	Rajai Perkins	Fr.
85	Jesse Blackburn	Sr.
86	Jensen Feggins	R-Fr.
89	Jonathan Moss	Fr.

DEFENSE

DEFENSIVE BACKS (17)

No.	Name	Class
5	D'Montre Wade	R-Jr.
6	Marquez Sanford	So.
8	Zach Shipley	R-Jr.
17	Isaiah Foster	Jr.
21	Zachary Wade	R-Jr.
22	Dylan Boone	So.
23	Marcus Meredith	R-Jr.
24	Toby Omli	Sr.
27	Greg Willard	Jr.
29	Sean Moore	Fr.
30	Tyler Gray	Fr.
34	Nigel Walton	Fr.
36	D'Vaughn Whitt	Fr.
39	Andre Davis	Fr.
43	John Welsh	R-So.
44	Josh Malone	Fr.
46	Ernest Kenty	Fr.

DEFENSIVE LINE (13)

No.	Name	Class
32	Zuri Elrington	Jr.
46	Silas Owens	So.
47	Robert Adams	Fr.
54	Chris Stahl	Fr.
73	Michael Magochy	Fr.
90	Dee Nalls	Fr.
91	Bishop Woods	Jr.
92	Quindarius Coles	Fr.
95	Troy-Wayne Quinn	Jr.
96	Griffin Martin	Fr.
97	Ryan Duvall	R-So.
98	Korey Tillman	Fr.
99	Rashad Johnson	So.

LINEBACKERS (11)

#No.	Name	Class
4	Jonathan Jackson	Sr.
9	Lamont Crittendon	R-Jr.
13	Quincy Williams	R-Jr.
25	Marico Paige	Jr.
31	Sean Rodriguez	Jr.
42	Jordan Tyler	R-So.
45	Derrick Shaw	Fr.
49	Chase Boling	Fr.
50	Paris Wilson	Fr.
53	Nolan Nichols	R-So.
55	Drew Marshall	Fr.

SPECIAL TEAMS

KICKERS (3)

No.	Name	Class
38	James Sappington	Fr.
41	Connor Mitchell	R-Sr.
87	Hector Garcia	R-Fr.

LONG SNAPPERS (1)

No.	Name	Class
40	Wes Drewery	R-So.

PUNTERS (2)

No.	Name	Class
37	Landon Stratton	R-So.
79	Keenan Lautner	Fr.

2016 MURRAY STATE DEPTH CHART

OFFENSE

QB	2	KD Humphries	6-3	225	RSr.	STUD
	19	Houston Hartz	6-2	195	RSo.	
F	20	Mareio McGraw	6-0	180	Fr.	DT
	26	Demetric Johnson	6-0	185	RJr.	
X	16	Jordon Gandy	6-4	210	Jr.	NOSE
	84	Rajai Perkins	6-0	187	Fr.	
H	12	Mitch Stults	5-9	175	Sr.	END
	86	Jensen Feggins	6-2	200	RFr.	
Y	85	Jesse Blackburn	6-3	240	Sr.	MIKE
	15	Tyre Gray	5-10	170	Fr.	
Z	89	Jonathan Moss	6-0	165	Fr.	WILL
	1	Malik Golson	5-9	180	RSr.	
LT	78	Joe Irby	6-4	297	Jr.	SLASH
	75	Cam Carter	6-6	280	Fr.	
LG	58	Kwan Stallworth	6-4	295	So.	FS
	74	Steven Clemmons	6-4	295	Fr.	
C	51	Ryan Rainey	6-1	295	RJr.	JACK
	70	Jace Bragg	6-3	275	RFr.	
RG	69	Chris White	6-3	310	So.	CB
	60	Brant Newman	6-2	286	RFr.	
RT	71	Noah Banks	6-8	310	RFr.	CB
	75	Cam Carter	6-6	280	Fr.	

DEFENSE

32	Zuri Elrington	6-3	265	Jr.
95	Troy-Wayne Quinn	6-1	245	Jr.
91	Bishop Woods	6-2	253	Jr.
94	Quindarius Coles	6-4	250	Fr.
99	Rashad Johnson	6-1	270	So.
90	Dee Nalls	6-4	305	Fr.
46	Silas Owens	6-4	240	So.
47	Robert Adams	6-2	235	Fr.
9	Lamont Crittendon	5-10	235	RJr.
25	Marico Paige	6-1	220	Jr.
31	Sean Rodriguez	6-0	210	Jr.
4	Jonathan Jackson	5-11	211	Sr.
21	Zachary Wade	5-11	215	RJr.
13	Quincy Williams	6-0	215	RSo.
24	Toby Omli	6-0	200	Sr.
27	Greg Willard	5-9	170	Jr.
8	Zach Shipley	5-10	178	RJr.
17	Isaiah Foster	6-2	175	Jr.
5	D'Montre Wade	6-0	192	RJr.
39	Andre Davis	5-11	175	Fr.
34	Nigel Walton	6-0	170	Fr.
6	Marquez Sanford	5-11	170	So.

SPECIAL TEAMS

PK	41	Connor Mitchell	6-2	200	RSr.	KR	1	Malik Golson	5-9	180	RSr.
	38	James Sappington	6-5	220	Fr.		5	D'Montre Wade	6-0	192	RJr.
KO	38	James Sappington	6-5	220	Fr.	PR	1	Malik Golson	5-9	180	RSr.
	41	Connor Mitchell	6-2	200	RSr.		85	Jesse Blackburn	6-3	240	Sr.
P	37	Landon Stratton	6-0	180	RSo.	H	37	Landon Stratton	6-0	180	RSo.
	38	James Sappington	6-5	220	Fr.		8	Zach Shipley	5-10	178	RJr.
DS	40	Wes Drewery	6-3	230	RSo.	SS	40	Wes Drewery	6-3	230	RSo.
	73	Michael Magochy	6-4	220	Fr.		73	Michael Magochy	6-4	220	Fr.

THE INSIDE TRACK

SATURDAY'S WEATHER

The temps will be in the mid to low 50's for Saturday's game in Cookeville. Precipitation has been given a 25-percent chance and the winds will be at 7 mph out of the ESE.

STILL CHASING HISTORY

After becoming MSU's all-time leader in passing yard and passing touchdowns, the senior has a chance at passing Casey Brockman Saturday for the other two major passing records. He needs just 10 attempts to tie Brockman and 11 to take over in the category, however the taller order will be the 42 to tie and 43 to pass in completions. While it is 13 over his current season average, his career high is 49, which was set this season at Austin Peay. In addition, to passing Brockman in yards, he joined EIU's Jimmy Ga

	CAREER	CUR.		NEEDED
CAT.	#	RANK.	RECORD	PER GM.
Yds	10,080	1	10,080	---
Att.	1,395	2	1,405	10
Comp.	898	2	938	42
TD	72	1	72	---

GANDY'S GRAB FOR RECORDS

If he can amass 100 yards against Tennessee Tech, Jordon Gandy will tie Walter Powell for most 100-plus yard games in a season with six. With 11 touchdowns, Gandy is now also fifth all-time in single season touchdowns. He would need three to tie and four to break the 1999 record set by Terrance Tillman.

BATTLE FOR BRONZE

When the Racers and Golden Eagles meet Saturday, it will be for sole possession of third place in the final OVC standings, as both teams will enter the game with a 4-3 OVC record, an coincidentally a 4-6 overall record. The fact that the two teams are battling to finish in the top third of the league is impressive, given that Tennessee Tech and Murray State were picked seventh and eighth, respectively, to begin the season.

OK, WHAT'S NEXT?

Murray State will return to the stables where it will look to rebuild during February's signing day and replace the nine seniors on this year's squad.

A NEW MEMBER

With 25 yards Saturday, Jesse Blackburn became just the seventh receiver in Murray State history to eclipse the 2,000 yard plateau. He currently has 2,014 yards for his career.

FIVE FOR FIVE

Jordon Gandy's 218 yards Saturday marked the fifth 100-plus yard receiving game for him this season. He is just the fifth player in school history to record five in one season and is just one off Walter Powell's 2012 record.

ROAD WOES NO MORE

The Racers are 3-2 on the road this season and 3-0 in road OVC games. The three wins marks the most away victories in a season for MSU since 2011, when it won four. With one road conference contest remaining, the Racers have a chance to end the season with an unblemished away record in OVC games for the first time since 1996.

GOING FOR THE HART

Having already broken one field goal record this season, with two games left Connor Mitchell has a shot at one more. Mitchell currently sits at 17 made field goals on the year, needing just five to tie and six to pass the current record holder Rob Hart, who made 22 in 1996.

TURNOVER TURNAROUND

Just two games ago, the Racers were next to last in the OVC in turnover margin at -6. Murray State forced six turnovers against EIU and two against TSU, without committing a single turnover of its own. Now the Racers rank third in the OVC in the category with a margin of +2.

MITCHELL REMAINS ON TOP

With one made field goal Saturday, senior kicker Connor Mitchell maintained his lead in the field goals made category nationally. Mitchell currently leads the FCS with 1.88 field goals per game.

STEADY AS HE GOES

Often considered the workhorse of the MSU offense, grinding out yardage at a steady pace, Jesse Blackburn has quietly made his way up the career charts for Murray State this season. The senior is currently seventh all-time in receiving yards with 1,989 and with his eight receptions Saturday he is now fifth all-time in receptions with 154.

WHAT A DIFFERENCE A GAME MAKES

Heading into Saturday's game, the Racers were eighth of nine teams in the OVC in turnover margin at -6 or giving up 1.0 turnover per game. After forcing six on defense Saturday and not committing any on offense, MSU skyrocketed to third in the category with a margin of zero.

ROAD WARRIORS

With their wins at Austin Peay and #15 Eastern Illinois, the Racers have now won back-to-back road games for the first time since 2011. Coincidentally, that pair of wins also included a victory over the 15th-ranked team in the nation, Tennessee Tech.

TO BE THE MAN...

With his interception Saturday, D'Montre Wade maintained his national lead in the passes defended category, averaging 1.9 per game. He currently shares the lead with Dante Blackmon of Kennesaw State and Tyler Williams of Central Arkansas.

MITCHELL MANIA

With his record-breaking six field goals Saturday, Connor Mitchell is now amongst the nation's elite kickers this season and the stats prove it. He currently leads the nation in field goals per game at 2.0, is 17th in the country and second in the OVC in field goal percentage at 77.8 and is 23rd in the nation and first in the OVC in scoring with 8.3 points per game. In addition, his six field goals against EIU is the most by any kicker in the FCS this season and is tied for the most by a kicker at any level of NCAA football.

BREAK IT UP

With three pass breakups against UT Martin, D'Montre Wade now leads the nation in passes defended with 2.0 per game. He currently has a total of 12 and is tied for the lead with Dante Blackmon of Kennesaw State and Bryan Marine of Bucknell.

ALMOST THERE

Despite the 1-5 record on the season, MSU has been in close in multiple games this season. Three of Murray State's five losses have come by a touchdown or less for a combined 14 points.

THE 100 CLUB

After racking up 118 yards against UT Martin, Jordon Gandy has four 100-plus yard receiving games this season and is chasing Walter Powell's record. Powell has six 100-yards games in 2012, meaning Gandy needs just two to tie and three to break the record with five chances remaining.

WHITE OUT

Murray State fans attending Saturday's game are asked to wear white to the game as part of a White Out in coordination with United Way and Town & Gown. In addition and contrary to football norms, the Racers will be dressed in all white for the game, while the visiting Skyhawks will wear their traditional home blue jerseys.

THE INSIDE TRACK

TICKETS FOR CANS

Fans that bring five canned goods to Saturday's game can get two tickets for the price of one. The offer is the kick-off to MSU's Student-Athlete Advisory Committee 11th Annual Canned Food Drive which will run through November 18.

LANDON STRATTON'S DAY OFF

In its last game, Murray State did not utilize the services of punter Landon Stratton once. All fourth downs for the Racers either came in short yardage situations, inside or close to the red zone or within field goal range. Only once, did MSU have a fourth down in its own territory, a 4th-and-2 from the Racer 49 that it successfully converted. The game marks the first time since Oct. 9, 1999 against UT Martin that an MSU team did not punt.

SEEING RED

One of the most improved areas for Murray State this season has been its red zone defense. The Racers have made six stops in 18 red zone attempts by their opponents for a percentage of 66.7, which is currently the 10th best in the nation. In contrast, MSU made just four stops in all of last season and finished 119th in that category.

ACCURACY COUNTS

While KD Humphries currently leads the nation in completions at 31.3 per game, he is also one of the most accurate quarterbacks in the country. So far this season he has completed 125 of 177 passes for a percentage of 70.6, which is currently the third-best in all of FCS. Samford's Devlin Hodges currently leads the category at 72.9 percent (145-199).

LUCKY NUMBER SEVEN

Junior receiver Jordon Gandy's six touchdowns currently leads the OVC and is the seventh most by any receiver in the FCS this season. Jake Wienke of South Dakota State currently leads the way in the receiving touchdowns with 10.

BATTLE OF THE BORDER

Saturday will be the second event in the newly announced "Battle of the Border" rivalry series between Murray State and Austin Peay. The game will be worth three points in the overall standings. The series will be based on which school can secure the majority of 67 available points (based on the 67 miles between the two institutions) through regular-season meetings and community service projects.

LEADER OF THE SWAT TEAM

Through four games, D'Montre Wade currently ranks second in the nation in passes defended with nine total or 2.3 per game, including eight breakups. He trails only Jordan Ferguson of Brown, who leads the FCS with 3.0 per game.

THE LONGEST YARDS

In the third quarter Saturday, KD Humphries connected with Jesse Blackburn for an 81-yard completion that set up a 1-yard rush by Tyre Gray for a touchdown. The completion is the longest since at least 1995 eclipsing 80-yard passes from Dan Lloyd to Reggie Swinton against Austin Peay in 1997 and Stewart Childress to Terrence Tillman in 2000 against Tennessee State.

COACH TO CURE

Coach To Cure MD is a one-day, nationwide awareness building and fundraising event that will be held on September 24, 2016. The goal of Coach To Cure MD is to raise awareness of Duchenne muscular dystrophy (Duchenne, pronounced "DOO-SHIN"), generate new financial support for Duchenne research and to demonstrate coaches' commitment to the betterment of young men and the core academic research missions of their universities. College football coaches all over the country have been asked to wear a patch with the Coach To Cure MD insignia on Saturday, September 24th. By wearing this patch, coaches will show their support for Coach To Cure MD and the fight against this disease. On Saturday, Hunter Shaw, who suffers from DMD, and his family will be the guests of the Racer and will conduct the opening coin toss.

OVC OPENERS

Murray State is 29-39 all-time in OVC openers and is 16-17 when the opener takes place in Murray. When SEMO entered the league in 1992, the two teams met every year as each's OVC opener until 1999. Since then, they have met just once in an OVC opener, with SEMO besting with Racers at home in 2010. Murray State is now 9-2 all-time in OVC openers vs. the Redhawks and 5-1 in Murray.

MR. 100

With 104 yards against Missouri State and 106 at SIU, Jordon Gandy has now hit the century mark in back-to-back-games. With 246 total yards and 86.0 yards per game he is currently ranked second in the OVC in both categories. He is also ranked 13th in the nation and first in the OVC in receiving touchdowns with three.

SPECIAL SPECIALISTS

Connor Mitchell currently leads the OVC and is ranked 13th in the nation field goals per game at 1.7, while he is also 22nd in the nation and second in the OVC in field goal percentage at 83.3 percent (5-for-6). Meanwhile, Landon Stratton currently boast the nation's 25th highest punt average and third best in the league at 41.5 yards per punt.

THE BIG 3

With three field goals in Saturday's loss to Missouri State, Connor Mitchell becomes the first player since Jordan Benton in 2012 to make three or more field goals in the same game. In addition, he also notched the first tackle of his career in the game.

RED ZONE RISING

After marked improvement in the first year under coordinator Chris Boone, the Murray State defense has continued to get better in the early weeks of Boone's second season. One area in particular is red zone defense, a category in which the Racers are currently ranked 21st in the nation and second in the OVC. In 2015, MSU had just four red zone stops in 44 attempts. So far in 2016, the Racer "D" has three stops in eight attempts.

THE BLUE WALL

Lamont Crittendon's block of Missouri State's field goal attempt Saturday, kept alive a pretty impressive streak by the Racers. The Racers have now blocked at least one kick in every season dating back to at least 1995, spanning parts of three decades and now standing at 21 total seasons.

HOME AWAY FROM HOME

Saturday's trip to Carbondale will mark the second trip this season to the state of Illinois this season for the Racers with one more still to come in Eastern Illinois. Opponents from the Land of Lincoln account for exactly 50 percent of MSU's road games this season.

ONCE FRIENDS, NOW FOES

Two sets or former teammates will be on opposing rosters when Murray State and SIU take the field Saturday. MSU kicker Hector Garcia and SIU linebacker Corey Crider both graduated from Graves County HS in 2014, while Rajai Perkins and Jimmy Jones played together at Hazelwood East in St. Louis.

WELCOME HOME

Saturday will be the 92nd home opener for Murray State and they are currently 62-25-4 all-time in those game. After defeating Kentucky Wesleyan, 52-12, in last year's debut at Stewart Stadium, the Racers have now won three consecutive home openers.

THE INSIDE TRACK

SENIORS HONORED

Prior to Saturday's game nine seniors will be honored with their loved ones as part of the annual senior night. This year's seniors are Jesse Blackburn, Zuri Elrington, Malik Golson, KD Humphries, Jonathan Jackson, Tony Mays, Connor Mitchell, Toby Omli and Mitch Stults.

STEWART VS. STECKEL

While the two have never met as head coaches, they did meet as coordinators in 2013 when Murray State traveled to Missouri. Stewart's offense got the best of Steckel's defense for one quarter, when the Racers led 14-3 after the first. However, the Tigers would then shutout the Racers for the rest of the game on the way to a 58-14 win.

CLEAR THE TRACK

One of the greatest traditions in college football returns this season, as Racer 1 will once again make its way around the track after every Murray State touchdown. This year the horse, whose real name is Lobo, will be mounted by Kelsey Hathaway, a senior equine science major from Bowling Green, Kentucky.

THERE'S GOLD IN THAT THERE END ZONE

Back for its third season, is the annual Gold Rush. The Gold Rush is a new tradition in which all freshman are invited to run from one end of the field to the other prior to the game, decked in exclusive gold t-shirts and led by the university president, Dr. Bob Davies. The freshman are then invited to stay in the end zone and enjoy the game from field level.

TURNING HEADS

After a record breaking season in 2016 quarterback KD Humphries has garnered four preseason All-American honors (STATS, HERO Sports, College Sports Madness, InstantScouting) and has been named to two player of the year watch lists (STATS and CFPA). He also caught the attention of the first family of quarterbacks over the summer, the Mannings, and was invited to serve as a counselor at the elite Manning Passing Academy.

OUT OF THE GATES

As it begins its 92nd season of football, Murray State is currently 49-38-4 all-time in season openers. However, when opening on the road, the all-time record dips below .500 at 19-25.

NUMBER CHANGES

As the year changes, so do the numbers. Several Racers will be wearing new numbers for the 2016 season.

<i>NAME</i>	<i>OLD #</i>	<i>NEW #</i>
Marquez Sanford	31	6
D'Montre Wade	34	5
Chase Boling	50	49
Lamont Crittendon	51	9
Kwan Stallworth	57	58
Drake VanHooser	72	48
Zach Shipley	82	8

A FRESH LOOK

For the first time since 1978, Murray State will wear a white helmet. The helmet will have the tradition "rider in M" on the left side and the player's number on the right with a navy & gold checkered trailing tail going down the middle. Uniform wise, gone is the recent gray, and in is a simple clean design featuring gold, navy and white. The two jerseys will be all white and a navy jersey with white sleeves. The two pants are navy with a white stripe down the middle and solid white.

OVC ACCOLADES

Senior TE Jesse Blackburn was the lone MSU representative on the Preseason All-OVC team. The senior caught six touchdowns passes and racked up a total of 612 yards in 2015.

WHAT'S UP "G"?

Eight MSU players will be wearing a "G" on their jersey in place of the traditional captain's "C". The "G" stands for G.U.T.T.S or Guys You Trust To Serve. This year's G.U.T.T.S. group consists of:

<i>NO.</i>	<i>NAME</i>	<i>CL</i>
2	KD Humphries	R-Sr.
6	Marquez Sanford	So.
8	Zach Shipley	R-Jr.
9	Lamont Crittendon	R-Jr.
24	Toby Omli	Sr.
40	Wes Drewery	R-So.
69	Chris White	So.
78	Joe Irby	Jr.

HEAD COACH MITCH STEWART

2ND SEASON AT MSU/2ND SEASON OVERALL

STEWART'S CAREER YEAR-BY-YEAR COACHING RECORD

Year	Team	OVERALL			OVC			POSTSEASON		
		W	L	Pct.	W	L	Pct.	W	L	Pct.
2015	Murray St.	3	8	.273	2	6	.250	0	0	.000
2016	Murray St.	4	6	.400	4	3	.571	0	0	.000
TOTAL		7	14	.333	6	8	.429	0	0	.000
OT		1	1	.500	1	1	.500	0	0	.000

STEWART VS. THE COMPETITION

OPPONENT	RECORD	OPPONENT	RECORD
Austin Peay*	2-0	Northern Illinois	0-1
Eastern Illinois*	1-1	Southern Illinois	0-1
Eastern Kentucky*	1-1	Southeast Missouri*	0-2
Illinois	0-1	Tennessee State*	2-0
Jacksonville State*	0-2	Tennessee Tech*	0-1
Kentucky Wesleyan	1-0	UT Martin*	0-2
Missouri State	0-1	Western Michigan	0-1

2016 Opponents Listed In BOLD

*Indicates OVC Opponent

TALE OF THE TAPE



Murray State

26.8	Points Per Game	24.1
377.2	Total Offense/Game	341.8
81.3	Rushing Yards/Game	112.3
32.0	Rushing Attempts/Game	34.8
2.5	Yards Per Carry	3.2
295.9	Passing Yardage/Game	229.5
41.4	Passing Attempts/Game	32.3
11.4	Yards Per Pass Completion	11.5
33.2	Points Allowed/Game	29.7
485.8	Total Defense/Game	407.1
203.2	Rushing Yards Allowed/Game	166.7
4.7	Yards Per Carry Allowed	4.4
282.6	Passing Yards Allowed/Game	240.4
12.6	Yards Per Completion Allowed	14.5
+4	Turnover Margin	+6

Leaders

Humphries (304.2)	Passing Yards Per Game	Birdsong (229.9)
Humphries (22)	Passing TDs	Birdsong (14)
McGraw (54.3)	Rushing Yards Per Game	Thaenrat (58.9)
McGraw (5)	Rushing TDs	Thaenrat (5)
Gandy (54)	Receptions	Byrd (60)
Gandy (11)	Receiving TDs	Byrd (5)
Gandy (89.8)	Receiving Yards Per Game	Byrd (73.5)
Z. Wade (83)	Tackles	Poplar (94)
Crittendon, Elrington (7.0)	Tackles-For-Loss	Robertson (5.5)
Elrington (4.0)	Sacks	Collins, Robertson (3.0)
D. Wade (3)	Interceptions	6 Players (1)

All stats are current 2016

Tennessee Tech

RACERS RECORD WHEN...

Overall	4-6
at home	1-4
on road	3-2
on grass	0-0
on field turf	4-6
in overtime	0-0
MSU wins coin toss	1-2

MSU scores first	0-1
MSU leads after 1st quarter	1-0
MSU leads at half	1-0
MSU leads after 3rd quarter	3-1

MSU has more rushing yards	1-0
MSU has more passing yards	3-1
MSU has more total yards	1-0

MSU has less penalties	2-3
MSU has less turnovers	3-2

MSU scores 20 points or more	0-1
MSU scores 30 points or more	1-1
MSU scores 40 points or more	3-0
MSU scores 50 points or more	0-0

MSU holds opp. under 30 points	1-1
MSU holds opp. under 20 points	1-1
MSU holds opp. under 10 points	0-0

MSU completes 50% of passes	1-2
MSU completes 60% of passes	3-3

MSU has 300-yard passer	3-2
Opp. has 300-yard passer	1-1

MSU has 100-yard rusher	1-1
Opp. has 100-yard rusher	3-2

MSU has 100-yard receiver	4-4
Opp. has 100-yard receiver	0-1

MSU defense scores	0-0
Opp. defense scores	0-2

MSU special teams score	4-6
Opp. special teams score	4-5

2016 OPENING DRIVES

Opponent

at Illinois	Interception
Missouri State	Punt
at Southern Illinois	Interception
Southeast Missouri	Touchdown
at Austin Peay	Fumble
UT Martin	Punt
at Eastern Illinois	Punt
Tennessee State	Punt
at Eastern Kentucky	Punt
Jacksonville State	Punt
at Tennessee Tech	

1H Result

2H Result

Punt
Interception
Punt
Punt
Touchdown
Punt
Punt
Touchdown
Safety
Punt

MURRAY STATE SCORING DRIVES

Opponent	Qt.	Points	Plays	Yards	TOP	How Scored
Illinois	2	3	10	64	3:38	Mitchell 34yd field goal
Missouri St.	1	3	7	36	2:22	Mitchell 31yd field goal
Missouri St.	2	7	4	74	0:53	Gandy 55yd pass from Humphries
Missouri St.	2	3	11	50	2:43	Mitchell 36yd field goal
Missouri St.	3	7	9	66	2:42	Gandy 1yd pass from Humphries
Missouri St.	4	3	11	70	1:48	Mitchell 37 yd field goal
Southern Ill.	1	3	7	72	2:19	Mitchell 25yd field goal
Southern Ill.	1	7	1	14	0:06	Gandy 14yd pass from Birse
Southern Ill.	4	7	1	68	0:10	McGraw 68yd rush
Southeast Mo.	1	7	6	83	1:34	Johnson 67yd pass from Humphries
Southeast Mo.	3	6	4	88	1:14	Gray 1yd rush
Southeast Mo.	4	3	4	9	1:56	Mitchell 39yd field goal
Austin Peay	1	3	4	7	1:17	Mitchell 39yd field goal
Austin Peay	2	7	3	42	0:26	Gandy 9yd pass from Humphries
Austin Peay	2	7	6	47	1:33	Gandy 15yd pass from Humphries
Austin Peay	2	7	5	25	1:32	Blackburn 10yd pass from Humphries
Austin Peay	3	7	12	91	4:21	Humphries 10yd rush
Austin Peay	4	7	17	98	6:13	Stults 9yd pass from Humphries
Austin Peay	4	7	5	50	1:16	Gandy 12yd from Humphries
UT Martin	1	7	1	6	0:08	Gandy 2yd pass from Humphries
UT Martin	2	7	6	96	2:34	McGraw 65yd rush
UT Martin	2	7	2	23	0:32	Moss 23yd pass from Humphries
UT Martin	4	7	6	84	1:56	Blackburn 23yd pass from Humphries
UT Martin	4	3	6	29	1:42	Mitchell 50yd field goal
Eastern Ill.	1	3	8	44	2:42	Mitchell 37yd field goal
Eastern Ill.	2	7	7	75	1:55	Johnson 1 yd run
Eastern Ill.	2	3	10	55	3:10	Mitchell 36yd field goal
Eastern Ill.	2	3	9	37	1:51	Mitchell 37yd field goal
Eastern Ill.	3	3	6	18	1:16	Mitchell 49yd field goal
Eastern Ill.	3	3	6	6	0:26	Mitchell 25yd field goal
Eastern Ill.	4	7	2	87	0:17	Blackburn 87yd pass from Humphries
Eastern Ill.	4	8	2	80	0:44	McGraw 77yd run
Eastern Ill.	4	3	5	14	1:39	Mitchell 29yd field goal
Tennessee St.	1	7	5	56	1:08	Gray 25yd pass from Humphries
Tennessee St.	1	7	3	52	1:08	Johnson 52yds from Humphries
Tennessee St.	2	3	7	43	2:14	Mitchell 40yd field goal
Tennessee St.	3	7	8	71	2:27	Johnson 39yd pass from Humphries
Tennessee St.	3	7	5	50	1:52	Golson 6yd pass from Humphries
Tennessee St.	4	7	1	75	0:13	Gandy 75yd pass from Humphries
Eastern Ky.	2	7	7	59	1:16	McGraw 1yd run
Eastern Ky.	3	7	6	80	1:46	Gandy 9yd pass from Humphries
Eastern Ky.	3	7	2	67	0:44	Gandy 74yd pass from Humphries
Eastern Ky.	3	7	2	28	0:39	Moss 10yd pass from Humphries
Eastern Ky.	4	3	7	59	2:55	Mitchell 38yd field goal
Eastern Ky.	4	7	5	24	1:15	McGraw 8yd run
Eastern Ky.	4	3	6	13	1:53	Mitchell 30yd field goal
Jacksonville St.	2	3	6	10	1:47	Mitchell 45yd field goal
Jacksonville St.	4	6	5	3	1:56	Gandy 1yd pass from Humphries
Jacksonville St.	4	6	7	52	1:57	Stults 2yd pass from Humphries

2016 OFFENSIVE STARTERS GAME-BY-GAME

	X	LT	LG	C	RG	RT	Y	H	Z	QB	F
ILL	Gandy	Irby	Rainey	Newman	White	Banks	Blackburn	Golson	Gainey	Humphries	Dodson
MOST	Gandy	Irby	Rainey	Newman	White	Banks	Blackburn	Stults	Gainey	Humphries	Johnson
SIU	Gandy	Irby	Stallworth	Newman	White	Banks	Blackburn	Golson	Gainey	Birse	Johnson
SEMO	Gandy	Tillard	Stallworth	Rainey	White	Banks	Blackburn	Stults	Moss	Humphries	Johnson
AP	Gandy	Tillard	Stallworth	Newman	Rainey	Banks	Blackburn	Stults	Moss	Humphries	McGraw
UTM	Gandy	Irby	Stallworth	Newman	White	Tillard	Blackburn	Stults	Moss	Humphries	McGraw
EIU	Gandy	Irby	Stallworth	Newman	White	Banks	Blackburn	Feggins	Moss	Humphries	McGraw
TSU	Gandy	Irby	Stallworth	Rainey	White	Banks	Blackburn	Feggins	Moss	Humphries	McGraw
EKU	Gandy	Irby	Stallworth	Rainey	White	Tillard	Blackburn	Stults	Moss	Humphries	McGraw
JSU	Gandy	Irby	Stallworth	Rainey	White	Banks	Blackburn	Feggins	Moss	Humphries	McGraw
TTU											

2016 DEFENSIVE STARTERS GAME-BY-GAME

	STUD	DT	NOSE	END	MIKE	WILL	SLASH	FS	JACK	CB	CB
ILL	Elrington	Johnson	Stahl	Jackson	Crittendon	Williams	Z. Wade	Shipley	Omli	D. Wade	Sanford
MOST	Elrington	Johnson	Stahl	Jackson	Crittendon	Williams	Z. Wade	Boone	Omli	D. Wade	Sanford
SIU	Elrington	Johnson	Stahl	Jackson	Crittendon	Williams	Z. Wade	Boone	Omli	D. Wade	Sanford
SEMO	Elrington	Woods	Johnson	Jackson	Crittendon	Rodriguez	Z. Wade	Boone	Omli	D. Wade	Walton
AP	Elrington	Woods	Johnson	Jackson	Crittendon	Rodriguez	Foster	Shipley	Omli	D. Wade	Walton
UTM	Elrington	Woods	Johnson	Owens	Paige	Rodriguez	Z. Wade	Omli	Foster	D. Wade	Sanford
EIU	Woods	Johnson	Nalls	Owens	Paige	Rodriguez	Z. Wade	Omli	Foster	D. Wade	Sanford
TSU	Elrington	Woods	Johnson	Owens	Paige	Rodriguez	Z. Wade	Omli	Foster	D. Wade	Walton
EKU	Elrington	Woods	Johnson	Owens	Crittendon	Rodriguez	Z. Wade	Omli	Shipley	D. Wade	Walton
JSU	Elrington	Woods	Johnson	Owens	Crittendon	Rodriguez	Z. Wade	Omli	Shipley	D. Wade	Walton
TTU											

2016 WON-LOST MARGINS

Margin	1	2	3	4	5	6	7	8	9	10	11	12	13	14	15
Won By		1					1						1		
Lost By	1					1	1								
Margin	16	17	18	19	20	21	22	23	24	25	26	27	28	29	30+
Won By													1		
Lost By			1												2

2016 SCORE BY QUARTERS

	1st Qtr.	2nd Qtr.	3rd Qtr.	4th Qtr.	OT	Total
Murray St.	47	74	60	87	0	268
Avg.	4.7	7.9	6.0	8.7	0.0	26.8
Opponents	107	97	34	94	0	332
Avg.	10.7	9.7	3.4	9.4	0.0	33.2

2016 TEAM/OPPONENT HIGHS & LOWS				
	MURRAY STATE		OPPONENT	
	HIGHS	LOWS	HIGHS	LOWS
Offense				
Points	45 - APSU, 10/1	3 - ILL, 9/3	52 - ILL, 9/3	17 - SEMO, 9/24; APSU, 10/1
First Downs	34 - APSU, 10/1	12 - SIU, 9/17	32 - TSU, 10/29	20 - APSU, 10/1
Total Offense	565 - APSU, 10/1	165 - ILL, 9/3	566 - EIU, 10/22	355 - APSU, 10/1
Touchdowns	6 - APSU, 10/1	0 - ILL, 9/3	7 - ILL, 9/3	2 - SEMO, 9/24; APSU, 10/1
Passing Yards	455 - APSU, 10/1	138 - JSU, 11/12	342 - EIU, 10/22	171 - APSU, 10/1
Passing TD	5 - APSU, 10/1; TSU 10/29	0 - ILL, 9/3	4 - SIU, 9/17	0 - APSU, 10/1; EKU, 11/5
Rushing Yards	236 - EIU, 10/22	9 - SEMO, 9/24	287 - ILL, 9/3	119 - SEMO, 9/24
Rushing TD	2 - EIU, 10/22; EKU 11/5	0 - 3 Times	4 - ILL, 9/3	0 - 3 Times
T.O.P.	32:50 - APSU, 10/1	23:21 - TSU, 10/29	36:39 - TSU, 10/29	27:10 - APSU, 10/1
Interceptions	3 - MOST, 9/10; SIU, 9/17	0 - 4 Times	4 - JSU, 11/12	0 - 3 Times
Fumbles Lost	2 - APSU, 10/1	0 - 6 Times	3 - EIU, 10/22; EKU 11/5	0 - 3 Times
Defense				
Tackles	104 - EIU, 10/22	68 - APSU, 10/1	102 - APSU, 10/1	63 - EKU, 11/5
Tackles-For-Loss	10.0 - JSU, 11/12	3.0 - ILL, 9/3; SIU, 9/17	14.0 - JSU, 11/12	5.0 - TSU, 10/29
Sacks	5.0 - SEMO, 9/24	1.0 - 5 Times	6.0 - ILL, 9/3; JSU, 11/12	0.0 - EIU, 10/22
QB Hurries	7 - TSU, 10/29	1 - SIU, 9/17; APSU, 10/1	10 - JSU, 11/12	0 - SEMO, 9/24; TSU, 10/29
Special Team & Misc.				
Field Goals	6 - EIU, 10/22	1 - 7 Times	3 - UTM, 10/15; TSU, 10/29	0 - MOST, 9/10; JSU, 11/12
Punt Average	49.4 - SIU, 9/17	0.0 - APSU, 10/1	43.5 - TSU, 10/29	32.8 - EIU, 10/22
Penalties (Yards)	9 (98) - UTM, 10/15	4 (29) - ILL, 9/3	12 (130) - MOST, 9/10	5 (40) - SEMO, 9/24
2016 INDIVIDUAL HIGHS				
	MURRAY ST.		OPPONENT	
Offense				
Passing Yards	455 - Humphries (APSU, 10/1)		329 - Butler (TSU, 10/29)	
Passing TD	5 - Humphries (APSU, 10/1)		4 - Straughn (SIU, 9/17)	
Rush Yards	139 - McGraw (EIU, 10/22)		165 - Thomas (JSU, 11/12)	
Rush TD	2 - McGraw (EKU, 11/5)		3 - Thomas (JSU, 11/12)	
Receiving Yds.	218 - Gandy (EKU, 11/5)		124 - Crimmins (EKU, 11/5)	
Receiving TD	3 - Gandy (APSU, 10/1)		2 - Earl (MOST, 9/10); Smith (TSU, 10/29)	
Defense				
Tackles	17 - Z. Wade (EKU, 11/5)		17 - Canady (EKU, 11/5)	
Tackles-For-Loss	3.0 - Crittendon (MOST, 9/10); Quinn (EKU, 11/5)		3.0 - 3 Times	
Sacks	2.0 - 3 Times		2.0 - 3 Times	
Interceptions	1 - 11 Times		1 - 12 Times	
Blocked Kicks	2 - Woods (JSU, 11/12)		---	
Special Teams				
Field Goals	6 - Mitchell (EIU, 10/22)		3 - Mersman (UTM, 10/15); Clark (TSU, 10/29)	
Punt Average	49.4 - Stratton (SIU, 9/17)		43.5 - Rowley (TSU, 10/29)	

THE LAST TIME MURRAY STATE...

30+ Rushing Attempts

30, Mike Harris (133 yds) vs Eastern Illinois, 10-15-11

100+ Yards Rushing

115, Mareio McGraw, at Eastern Illinois, 10-22-16

200+ Yards Rushing

206, Mike Harris vs. Eastern Kentucky, 10-29-11

300+ Yards Rushing

310, Stevie Chaney vs Austin Peay, 11-12-05

20+ Completions

21, KD Humphries (21-33-338) at Eastern Ky., 11-5-16

30+ Completions

35, KD Humphries (35-52-356) vs. Missouri St., 9-10-16

40+ Completions

49, KD Humphries (49-60-455) at Austin Peay, 10-1-16

30+ Passing Attempts

33, KD Humphries (21-33-338) at Eastern Ky., 11-5-16

40+ Passing Attempts

47, KD Humphries (22-47-138) , vs. Jacksonville St., 11-12-16

50+ Passing Attempts

60, KD Humphries (49-60-455), Austin Peay, 10-15-15

30+ Passing Attempts In One Half

37, KD Humphries (28-37-241) at Austin Peay (1st), 10-1-15

300+ Passing

338, KD Humphries (21-33, 3TD) at Eastern Ky., 11-5-16

400+ Passing

455, KD Humphries (49-60, 5TD) at Austin Peay, 10-1-16

500+ Passing

537, Casey Brockman (45-67, 8TD) vs UTM, 10-13-12

3 TD's Passing

3, KD Humphries (21-33-338) at Eastern Ky., 11-5-16

4 TD's Passing

4, Casey Brockman (35-46-321) vs Georgia St., 10-8-11

5+ TD's Passing

5, KD Humphries (27-35-398) vs. Tennessee St., 10-29-16

2 TD's Receiving

2, Jordan Gandy, at Eastern Ky., 11-5-16

3+ TD's Receiving

3, Jordan Gandy, at Austin Peay, 10-1-16

One Player Accounting For Three Scores In Three Different Ways

Casey Brockman (rush, reception, and pass)
vs Southeast Mo., 11-19-11

10+ Receptions

13, Jordan Gandy (147), at Austin Peay, 10-1-16

15+ Receptions

19, Jeremy Harness (164) at Tennessee Tech, 10-4-14

100+ Receiving Yards

132, Jesse Blackburn, vs. Tennessee St., 10-29-16

150+ Receiving Yards

162, Jesse Blackburn, at Tennessee St., 11-7-15

200+ Receiving Yards

218, Jordan Gandy, at Eastern Ky., 11-5-16

Kickoff Return For TD

85, Janawski Davis, vs. UT Martin, 10-24-15

Punt Return For TD

62, Janawski Davis vs. Ky. Wesleyan, 10-25-14

Interception For TD

26, Marquez Samford, vs. Eastern Ill., 10-31-15

60+ Punt

78, Landon Stratton, at Southern Ill., 9-17-16

Scored A Safety

vs Mississippi Valley State, 9-10-11

Fumble Return For TD

1, Demetrius Mason, at Jacksonville St, 11-21-15

Blocked Punt For TD

Brandon Wicks block, Jeffery Richard TD
vs. Miss Valley St, 9-10-11

Blocked Punt

Brandon Wicks vs. Eastern Illinois, 10-15-11

Blocked Field Goal

Bishop Woods, vs. Jacksonville St., 11-12-16

Blocked Extra Point

Bishop Woods, vs. Jacksonville St., 11-12-16

Blocked PAT Return for 2 Pts.

Shawn Samuels-Connell at Tennessee State, 11-7-15

4 Interceptions In Game By One Player

4, Bud Qualk vs Austin Peay, 11-8-69

3 Interceptions In Game By One Player

4, Bud Qualk vs Austin Peay, 11-8-69

2 Interceptions In A Game By One Player

2, Nathan Brinkley, vs UT Martin, 9-25-10

3 Field Goals In A Game

Connor Mitchell (31, 36, 37), vs. Missouri St., 9-10-16

4 Field Goals in a Game

Kienan Cullen (37, 21, 20, 40) vs Tenn Tech, 11-6-10

5+ Field Goals in a Game

Connor Mitchell (37, 36, 37, 49, 25, 29) vs. Eastern Illinois, 10-22-16

50+ Field Goal

50, Connor Mitchell vs UT Martin, 10-15-16

60+ Field Goal

62, Paul Hickert vs Eastern Kentucky, 10-11-86

Rush Of 65+ Yards

65, Mareio McGraw, vs. UT Martin, 10-15-16

Pass Of 65+ Yards

71, KD Humphries to Janawski Davis vs. UT Martin, 10-24-15

Rush Of 75+ Yards

77, Mareio McGraw, at Eastern Illinois, 10-22-16

Pass of 75+ Yards

75, KD Humphries to Jordan Gandy vs. Tennessee St., 10-29-16

Rush Of 85+ Yards

94, Mike Harris vs Tennessee Tech, 11-6-10

Rush Of 95+ Yards

97, Stevie Chaney vs Austin Peay, 11-12-05

THE LAST TIME AN OPPONENT...

30+ Rushing Attempts

30, Jarvion Franklin, Western Michigan, 9-20-14

100+ Yards Rushing

165, Roc Thomas, Jacksonville St., 11-12-15

200+ Yards Rushing

224, Tremane McCullough, Southeast Mo., 10-3-15

20+ Completions

23, Eli Jenkins, Jacksonville St., 11-12-16

30+ Completions

42, Derek Carr, UT Martin, 10-13-12

30+ Passing Attempts

38, Troy Cook, UT Martin, 10-15-16

40+ Passing Attempts

44, Eli Jenkins, Jacksonville St., 11-12-16

4+ TD's Passing

4, O'Shay Ackerman-Carter, Tennessee St., 11-7-15

10+ Receptions

14, Brock McCain, Tennessee Tech, 9-27-15

15+ Receptions

21, Erik Lora, Eastern Illinois, 9-22-12

100+ Receiving Yards

102, Jamari Hester, Jacksonville St., 11-12-15

150+ Receiving Yards

169, Paul McRoberts, Southeast Mo., 10-3-15

200+ Receiving Yards

200, Mitch Kimble, Eastern Ill., 10-22-16

Kickoff Return For TD

98, D.J. Davis, Southern Ill., 9-17-16

Punt Return For TD

72, Jesse Grandy, Central Arkansas, 9-8-12

Interception For TD

36 yards, Tae Martin, UT Martin, 10-15-16

Scored A Safety

Eastern Kentucky, 11-5-16

Fumble Return For TD;

95, Jabari Weeks, Union, 8-28-14

Blocked Punt For TD

Missouri State, 10-9-10

Blocked Punt

1, Missouri State, 10-9-10

50+ Field Goal

52, Jackson Redditt, UT Martin, 11-1-14

Rush Of 75+ Yards

97, Chris Douglas, Missouri State, 10-9-10

Pass Of 75+ Yards

75, Troy Cook to Greg McKillion, UT Martin, 10-15-16

2016 OFFENSIVE INDIVIDUAL GAME-BY-GAME

Rushing (Att.-Yards-TD)

	ILL	MOST	SIU	SEMO	AP	UTM	EIU	TSU	EKU	JSU	TTU
Cameron Birse	1-(-4)-0	---	5-(-20)-0	---	---	---	---	---	---	---	---
Jesse Blackburn	---	---	---	---	---	4-12-0	---	---	---	---	---
Mark Dodson	4-16-0	---	---	---	---	---	---	---	---	---	---
L.J. Gainey	---	2-3-0	---	1-(-9)-0	---	---	---	---	---	---	---
Jordan Gandy	---	---	---	---	---	---	---	---	1-5-0	---	---
Trae Gordon	2-2-0	---	7-5-0	---	7-23-0	---	---	---	---	---	---
Tyre Gray	---	---	---	1-1-1	---	1-1-0	---	---	---	---	---
Houston Hartz	1-6-0	---	---	---	---	---	---	---	---	---	---
KD Humphries	9-(-12)-0	8-(-2)-0	---	5-(-18)-0	9-3-1	8-(-13)-0	7-31-0	9-12-0	8-5-0	14-(-6)-0	---
Jonathan Jackson	---	---	---	---	---	---	1-10-0	---	---	---	---
Demetric Johnson	6-(-2)-0	19-77-0	18-50-0	16-21-0	---	4-3-0	13-60-1	8-19-0	11-41-0	4-4-0	---
Marieo McGraw	2-6-0	2-3-0	5-78-1	2-14-0	16-86-0	10-110-1	15-139-1	9-32-0	14-28-2	18-47-0	---
Mitch Stults	---	---	---	---	1-1-0	---	---	---	1-(-11)-0	---	---

Receiving (Rec.-Yards-TD)

	ILL	MOST	SIU	SEMO	AP	UTM	EIU	TSU	EKU	JSU	TTU
Cameron Birse	---	---	1-(-1)-0	---	---	---	---	---	---	---	---
Jesse Blackburn	4-48-0	2-24-0	4-19-0	3-112-0	8-94-1	5-55-1	4-147-1	8-132-0	2-25-0	6-34-0	---
Chase Boling	---	---	---	---	---	---	---	---	---	1-8-0	---
Jensen Feggins	1-17-0	1-12-0	---	---	1-19-0	2-6-0	2-14-0	4-6-0	4-34-0	4-16-0	---
L.J. Gainey	1-(-5)-0	4-34-0	1-4-0	1-2-0	4-20-0	---	---	1-3-0	---	---	---
Jordan Gandy	3-36-0	7-102-2	3-106-1	3-5-0	13-147-3	8-118-1	3-30-0	4-90-1	6-218-2	5-44-1	---
Malik Golson	2-34-0	5-21-0	4-28-0	---	3-20-0	2-13-0	3-26-0	2-9-1	---	1-2-0	---
Trae Gordon	1-(-6)-0	---	---	---	1-6-0	---	---	---	---	---	---
Tyre Gray	2-13-0	1-7-0	---	---	1-5-0	---	1-1-0	1-25-1	1-(-2)-0	1-16-0	---
Demetric Johnson	5-26-0	7-77-0	2-20-0	6-96-1	---	1-11-0	4-45-0	2-91-2	1-4-0	2-10-0	---
Mareio McGraw	---	---	---	1-67-0	5-25-0	2-18-0	2-17-0	3-27-0	2-3-0	---	---
Jonathan Moss	---	3-46-0	1-33-0	2-16-0	5-42-0	2-28-1	3-11-0	1-9-0	4-55-1	1-6-0	---
Rajai Perkins	---	1-5-0	---	---	---	---	---	---	1-1-0	---	---
Mitch Stults	3-12-0	4-26-0	---	7-45-0	7-61-1	1-(-1)-0	1-8-0	1-6-0	---	1-2-1	---
Sterling Taylor	---	---	---	---	1-16-0	---	---	---	---	---	---

Passing (Comp.-Att.-Int.-Yards-TD)

	#2 KD Humphries	#14 Cameron Birse	#19 Houston Hartz	#85 Jesse Blackburn
at Illinois	18-31-2-163-0	2-3-0-18-0	1-1-0-(-6)-0	---
Missouri State	35-52-3-356-2	---	---	---
at Southern Illinois	---	15-29-2-210-1	0-1-1-0-0	1-1-0-(-1)-0
Southeast Missouri	23-34-0-343-1	---	---	---
at Austin Peay	49-60-1-455-5	---	---	---
UT Martin	23-44-1-248-3	---	---	---
at Eastern Illinois	23-43-0-299-1	---	---	---
Tennessee State	27-35-0-398-5	---	---	---
at Eastern Kentucky	21-33-1-338-3	---	---	---
Jacksonville State	22-47-1-138-2	---	---	---
at Tennessee Tech	---	---	---	---

Punting/Field Goals (Punts-Avg./FGM-FGA-Long)

	#37 Landon Stratton P	#41 Connor Mitchell FG
at Illinois	7-42.4	1-2-34
Missouri State	6-30.0	3-3-37
at Southern Illinois	8-49.4	1-1-25
Southeast Missouri	9-44.9	1-3-39
at Austin Peay	0-0.0	1-2-39
UT Martin	7-47.3	1-1-50
at Eastern Illinois	4-42.2	6-6-49
Tennessee State	5-34.2	1-2-40
at Eastern Kentucky	5-44.4	2-3-38
Jacksonville State	12-39.1	1-2-45
at Tennessee Tech	---	---

2016 DEFNSIVE INDIVIDUAL GAME-BY-GAME

Tackles (Total-TFL-TFLYds.)

	ILL	MOST	SIU	SEMO	AP	UTM	EIU	TSU	EKU	JSU	TTU
Robert Adams	---	1-0-0	---	---	---	---	---	1-0-0	---	---	
Noah Banks	---	1-0-0	---	---	---	---	---	---	---	---	
Chase Boling	---	---	---	---	---	1-0-0	---	---	---	---	
Dylan Boone	7-0-0	7-1.0-2	6-0-0	10-0-0	10-0-0	---	---	---	---	---	
Lamont Crittendon	8-1.0-3	12-3.0-8	6-0.5-1	9-1.0-5	3-0-0	---	---	5-0-0	10-1.5-1	3-0-0	
Andre Davis	1-0-0	---	---	---	---	---	---	---	---	---	
Wes Drewery	---	---	---	---	---	1-0-0	---	1-0-0	---	---	
Ryan Duvall	---	---	---	---	---	---	1-0-0	---	1-0-0	---	
Zuri Elrington	1-0-0	1-0-0	4-1.0-3	4-2.0-13	---	2-1.0-1	---	2-1.0-6	3-1.0-1	1-0-0	
Isaiah Foster	5-0-0	1-0.5-0	5-0-0	4-0-0	6-0-0	6-1.0-1	11-1.5-2	4-0-0	5-0-0	4-0-0	
L.J. Gainey	---	---	---	---	---	---	---	---	---	1-0-0	
Jordon Gandy	---	---	1-0-0	1-0-0	---	---	---	---	1-0-0	---	
Malik Golson	---	1-0-0	---	---	---	---	1-0-0	---	---	1-0-0	
Jonathan Jackson	5-2.0-11	9-0-0	5-0.5-1	9-1.0-3	5-1.0-3	5-0-0	8-1.0-1	7-0-0	4-0-0	5-0-0	
Demetric Johnson	1-0-0	---	1-0-0	---	---	---	---	---	1-0-0	---	
Rashad Johnson	2-0-0	1-0-0	---	3-1.0-1	---	1-0-0	1-0-0	3-0.5-1	2-0-0	3-0.5-1	
Mario McGraw	---	1-0-0	---	---	---	---	---	---	---	---	
Connor Mitchell	---	1-0-0	---	---	---	---	---	---	---	---	
Jonathan Moss	---	---	---	---	1-0-0	---	1-0-0	---	---	1-0-0	
Dee Nalls	1-0-0	1-0-0	1-0-0	---	2-0-0	1-0-0	1-0-0	1-0-0	1-0-0	---	
Toby Omli	3-0-0	5-1.0-8	6-1.0-3	5-0-0	9-0-0	5-0-0	8-0-0	11-0-0	7-0-0	4-1.0-1	
Silas Owens	1-0-0	1-0-0	3-0-0	4-1.0-1	1-1.0-4	2-0-0	4-0-0	---	2-0-0	6-0.5-1	
Rajai Perkins	---	---	1-0-0	---	---	3-0-0	---	1-0-0	1-0-0	1-0-0	
Marico Paige	2-0-0	8-0-0	3-0-0	5-0.5-1	7-1.0-6	9-1.0-2	13-0-0	5-1.5-11	2-0-0	1-0-0	
Troy-Wayne Quinn	---	1-0-0	4-0-0	1-0-0	---	2-1.0-3	2-0-0	2-0-0	5-3.0-18	---	
Ryan Rainey	---	---	---	---	---	---	---	---	---	1-0-0	
Sean Rodriguez	5-0-0	4-0-0	7-0-0	5-1.0-4	10-0-0	8-0-0	8-0-0	8-0-0	5-1.0-1	9-1.0-1	
Marquez Sanford	4-0-0	5-0-0	5-0-0	6-0-0	2-1.0-7	1-0-0	5-0-0	2-0-0	4-0-0	4-1.0-1	
James Sappington	---	---	---	1-0-0	---	3-0-0	2-0-0	2-0-0	3-0-0	---	
Derrick Shaw	2-0-0	---	---	---	---	---	5-0.5-0	1-0-1	2-0-0	1-0-0	
Zach Shipley	3-0-0	3-0-0	4-0-0	---	2-0-0	5-0-0	1-0-0	1-0-0	3-0-0	3-0-0	
Chris Stahl	1-0-0	3-0-0	1-0-0	---	---	---	1-0-0	---	---	1-1.0-7	
Mitch Stults	---	---	---	---	---	---	---	---	2-0-0	---	
Sterling Taylor	---	---	---	---	1-0-0	---	2-0-0	---	---	---	
Jordan Tyler	---	---	---	---	---	1-0-0	2-0-0	---	2-0-0	1-0-0	
Korey Tillman	1-0-0	3-0-0	4-0-0	---	---	---	---	---	---	---	
D'Montre Wade	5-0-0	1-0-0	9-0-0	---	4-0-0	2-0-0	5-0-0	7-1.0-1	5-0-0	9-0-0	
Zachary Wade	5-0-0	13-0-0	9-0-0	7-0.5-2	---	6-0.5-1	9-0.5-1	7-0-0	17-0.5-1	9-0-0	
Nigel Walton	1-0-0	---	---	2-0-0	2-0-0	3-0-0	2-0-0	4-0-0	---	1-0-0	
Greg Willard	1-0-0	1-0-0	---	2-0-0	---	1-0-0	---	2-0-0	2-0-0	8-1.0-1	
Chris White	---	---	---	---	---	---	---	---	---	1-0-0	
D'Vaughn Whitt	1-0-0	2-0.5-0	2-0-0	1-1-0	---	---	---	---	---	---	
Quincy Williams	7-0-0	6-1.0-1	2-0-0	---	1-0-0	5-0-0	1-0-0	2-0-0	2-1.0-2	3-2.0-3	
Bishop Woods	---	---	3-0-0	4-1.0-5	2-0-0	7-2.0-4	9-1.5-2	4-0-0	5-0-0	2-1.0-2	

Sacks (Sacks-Yds)

	ILL	MOST	SIU	SEMO	AP	UTM	EIU	TSU	EKU	JSU	TTU
Lamont Crittendon	---	---	---	1.0-5	---	---	---	---	---	---	
Zuri Elrington	---	---	1.0-3	2.0-13	---	---	---	1.0-6	---	---	
Jonathan Jackson	2.0-11	---	---	---	---	---	---	---	---	---	
Toby Omli	---	1.0-8	---	---	---	---	---	---	---	---	
Silas Owens	---	---	---	0.5-1	1.0-4	---	---	---	---	---	
Marico Paige	---	---	---	0.5-1	1.0-6	---	---	1.0-9	---	---	
Troy-Wayne Quinn	---	---	---	---	---	1.0-3	---	---	2.0-16	---	
Marquez Sanford	---	---	---	---	1.0-7	---	---	---	---	---	
Chris Stahl	---	---	---	---	---	---	---	---	1.0-7	---	
Bishop Woods	---	---	---	1.0-5	---	---	1.0-1	---	---	---	

2016 DEFNSIVE INDIVIDUAL GAME-BY-GAME

Interceptions-Break Ups

	ILL	MOST	SIU	SEMO	AP	UTM	EIU	TSU	EKU	JSU	TTU
Dylan Boone	---	---	---	1-1	0-1	---	---	---	---	---	---
Lamont Crittendon	---	---	---	---	---	---	---	---	0-1	0-1	---
Isaiah Foster	---	---	0-1	0-1	1-0	---	0-1	---	0-1	---	---
Jonathan Jackson	---	---	---	0-2	---	---	0-2	---	---	---	---
Toby Omli	---	---	---	---	---	---	---	---	0-1	---	---
Silas Owens	---	---	---	---	---	---	1-0	---	---	---	---
Troy-Wayne Quinn	---	---	---	---	---	---	---	---	1-0	---	---
Sean Rodriguez	---	---	---	---	---	---	---	---	0-2	---	---
Marquez Sanford	---	---	---	0-3	---	0-4	0-1	---	0-2	0-2	---
Zach Shipley	---	---	---	---	---	0-1	---	1-0	---	---	---
Chris Stahl	---	---	---	---	---	---	---	---	0-1	---	---
D'Montre Wade	0-2	1-1	0-5	---	---	0-3	1-0	---	0-2	1-1	---
Zachary Wade	---	---	---	---	---	---	0-1	---	0-1	1-1	---
Nigel Walton	---	---	---	0-1	---	---	---	1-1	0-2	0-1	---
Greg Willard	---	---	---	---	---	---	1-0	---	0-1	---	---
Quincy Williams	---	---	---	---	---	---	---	---	---	---	---

Fumbles (FF-FR)

	ILL	MOST	SIU	SEMO	AP	UTM	EIU	TSU	EKU	JSU	TTU
Dylan Boone	---	0-1	---	---	---	---	---	---	---	---	---
Zuri Elrington	---	---	---	1-0	---	---	---	---	---	---	---
Isaiah Foster	---	---	---	---	---	1-0	---	---	---	---	---
Jordon Gandy	---	---	---	---	---	---	---	---	0-1	---	---
Malik Golson	---	1-0	---	---	---	---	---	---	---	---	---
Jonathan Jackson	---	---	---	2-0	---	---	---	---	---	---	---
Demetric Johnson	---	---	---	---	---	---	---	---	1-0	---	---
Dee Nalls	---	---	---	---	---	0-1	---	---	---	---	---
Toby Omli	---	---	1-0	---	---	---	1-1	---	---	---	---
Silas Owens	---	---	---	---	0-1	---	---	---	---	---	---
Marico Paige	---	---	---	---	1-0	1-1	---	---	---	---	---
Troy-Wayne Quinn	---	---	---	---	---	---	---	---	1-0	---	---
Marquez Sanford	---	---	---	---	---	---	1-1	---	---	---	---
Derrick Shaw	---	---	---	---	---	---	0-1	---	1-0	---	---
Chris Stahl	---	---	---	---	---	---	---	---	0-1	---	---
Zachary Wade	---	---	0-1	0-1	---	---	---	---	0-1	---	---
Bishop Woods	---	---	---	---	---	---	1-0	---	---	---	---

Miscellaneous (Blks-QBH)

	ILL	MOST	SIU	SEMO	AP	UTM	EIU	TSU	EKU	JSU	TTU
Lamont Crittendon	---	1-0	---	---	0-1	---	---	---	0-1	---	---
Zuri Elrington	---	0-1	---	---	---	---	---	---	0-1	---	---
Jonathan Jackson	---	0-1	---	0-1	---	---	0-1	---	---	0-1	---
Rashad Johnson	---	---	---	---	---	0-1	---	---	0-2	---	---
Marico Paige	---	---	---	0-1	---	0-2	---	0-4	---	0-1	---
Troy-Wayne Quinn	---	0-2	---	0-1	---	---	---	---	---	---	---
Derrick Shaw	---	---	---	---	---	---	---	0-1	---	---	---
Zach Shipley	---	---	0-1	---	---	---	---	---	---	---	---
D'Montre Wade	---	---	---	---	---	---	---	1-0	---	---	---
D'Vaughn Whitt	---	0-1	---	---	---	---	---	---	---	---	---
Greg Willard	---	---	---	0-1	---	---	---	---	---	---	---
Quincy Williams	0-2	0-1	---	---	---	---	---	0-1	1-0	---	---
Bishop Woods	---	---	---	---	---	---	0-1	0-1	0-1	2-1	---

MSU/OPPONENT GAME-BY-GAME

Game	Score	First Downs	Time of Possession	Rushing (No-Yds-TD)	Passing (Cmp-Att-Int-Yds-TD)	Total Offense (Plays-Yds-TD)	3rd Down Conv.	Fumbles-Lost
MURRAY STATE	3	13	26:32	26-(-10)-0	21-35-2-175-0	61-165-0	4-16	1-1
at Illinois	52	21	33:28	40-287-4	16-24-0-228-3	64-515-7	6-12	1-0
MURRAY STATE	22	21	25:17	30-72-0	21-35-2-356-2	82-428-2	9-21	2-1
Missouri State	28	23	34:33	52-174-1	21-37-1-295-3	89-469-4	8-20	1-1
MURRAY STATE	17	12	27:25	36-110-1	16-31-3-209-1	67-319-2	4-18	0-0
at Southern Illinois	50	30	32:35	49-269-2	27-38-0-289-4	87-558-6	4-15	4-1
MURRAY STATE	16	13	24:30	25-9-1	23-34-0-343-1	59-352-2	4-15	0-0
Southeast Missouri	17	26	35:30	46-154-0	20-45-1-266-2	91-385-2	11-23	3-1
MURRAY STATE	45	34	32:50	35-110-1	46-60-1-455-5	95-565-6	10-19	3-4
at Austin Peay	17	20	27:10	35-184-2	16-24-1-171-0	59-355-2	3-10	0-1
MURRAY STATE	31	17	23:59	27-121-1	23-44-1-248-3	71-369-4	3-16	1-1
UT Martin	38	22	36:01	42-129-0	21-38-0-317-3	80-446-3	8-17	2-2
MURRAY STATE	40	19	26:30	38-254-2	23-43-0-299-1	81-535-3	1-15	0-0
at Eastern Illinois	38	29	33:30	49-230-3	28-43-3-342-2	92-566-5	10-19	4-3
MURRAY STATE	38	21	23:21	28-59-0	27-35-0-398-5	63-457-5	7-14	1-0
Tennessee State	31	32	36:39	39-226-0	27-42-2-329-3	81-555-3	4-13	0-0
MURRAY STATE	41	17	25:25	37-66-2	21-33-1-338-3	70-404-5	2-12	1-0
at Eastern Kentucky	28	29	34:35	42-146-3	25-49-1-328-0	91-474-3	6-17	5-3
MURRAY STATE	15	15	32:49	38-40-0	22-47-1-138-2	85-178-2	2-20	2-0
Jacksonville State	33	26	27:11	38-274-4	23-44-2-261-1	82-535-5	5-16	0-0
MURRAY STATE								
at Tennessee Tech								

2016 IN THE RANKINGS

CATEGORY	FCS	OVC	VALUE
Blocked Kicks	4	1	5
Blocked Kicks Allowed	1	1	0
Blocked Punts Allowed	1	1	0
Completion Percentage	18	1	62.8
Fewest Penalties	70	2	68
Fewest Penalties Per Game	68	2	6.8
Fumbles Lost	23	2	5
Fumbles Recovered	6	1	12
Net Punting	11	2	39.21
Passing Offense	12	1	295.9
Punt Return Defense	20	2	4.63
Red Zone Defense	21	2	73.8
Team Passing Efficiency	36	3	135.9
Turnover Margin	24	2	0.60
Turnovers Gained	11	2	23
Blocked Kicks			
Bishop Woods	7	1	2
Completion Percentage			
KD Humphries	17	1	63.6
Completions Per Game			
KD Humphries	55	1	26.8
Field Goals Percentage			
Connor Mitchell	35	2	72.0
Field Goals Per Game			
Connor Mitchell	1	1	1.8
Fumbles Recovered			
Zachary Wade	3	1	3
Interceptions Per Game			
Zachary Wade	59	4	0.3
Passes Defended			
D'Montre Wade	3	1	1.7
Marquez Sanford	31	3	1.2
Passing Efficiency			
KD Humphries	30	3	138.7
Passing TDs			
KD Humphries	13	1	222
Passing Yards			
KD Humphries	8	1	2,738
Passing Yards Per Game			
KD Humphries	7	1	304.2
Points Responsible For			
KD Humphries	20	2	138
Points Responsible For Per Game			
KD Humphries	16	1	15.8
Punting			
Landon Stratton	22	4	41.9
Receiving TDs			
Jordon Gandy	7	1	11
Receiving Yards			
Jordon Gandy	18	2	898
Receiving Yards Per Game			
Jordon Gandy	19	2	89.8
Receptions Per Game			
Jordon Gandy	41	3	5.4
Scoring			
Connor Mitchell	8	2	8.0
Total Offense			
KD Humphries	10	1	304.2
Total Tackles			
Zach Wade	34	5	9.2
Total Touchdowns			
Jordon Gandy	24	2	11
Yards Per Pass Attempt			
KD Humphries	42	3	7.22
Yards Per Reception			
Jordon Gandy	51	5	16.6

2016 BIG GAMES

100-Yd Rushing Games

Player	Opponent	Att.-Yds.-TD
Mareio McGraw	UT Martin	10-110-1
Mareio McGraw	Eastern Ill.	15-139-1

10+ Reception Games

Player	Rec.	Opponent	Yds-TD
Jordon Gandy	13	Austin Peay	147-3

100-Yd Receiving Games

Player	Opponent	Rec.-Yds.-TD
Jordon Gandy	Missouri St.	7-104-2
Jordon Gandy	Southern Ill.	3-106-1
Jesse Blackburn	Southeast Mo.	3-112-0
Jordon Gandy	Austin Peay	13-147-3
Jordon Gandy	UT Martin	8-118-1
Jesse Blackburn	Eastern Ill.	4-147-1
Jesse Blackburn	Tennessee St.	8-132-0
Jordon Gandy	Eastern Ky.	6-218-2

30+ Completion Games

Player	Opponent	Comp.-Att.
KD Humphries	Missouri St.	35-52
KD Humphries	Austin Peay	49-60

300-Yd Passing Games

Player	Opponent	Yds.-TD.
KD Humphries	Missouri St.	356-2
KD Humphries	Southeast Mo.	343-1
KD Humphries	Austin Peay	455-5
KD Humphries	Tennessee St.	398-5
KD Humphries	Eastern Ky.	338-3

2016 INDIVIDUAL HONORS

Jesse Blackburn - WR Preseason All-OVC College Sports Madness - Preseason All-OVC 1st Tm.	Jordan Gandy - WR HEROSports - HERO of the Week - Week 5	Malik Golson - WR College Sports Madness - Preseason All-OVC 2nd Tm.
KD Humphries - QB STATS Offensive POY Watch List CFPA FCS Performer of the Year Watch List HERO Sports - Preseason 1st Tm. AA InstantScouting/National Mock Drafts - Preseason 1st Tm. AA STATS - Preseason 2nd Tm. AA College Sports Madness - Preseason 2nd Tm. AA College Sports Madness - Preseason 2nd Tm. All-OVC adidas® OVC Offensive Player of the Week - 10/2 adidas® OVC Offensive Player of the Week - 10/30	Jonathan Jackson - LB College Sports Madness - Preseason All-OVC 2nd Tm.	Tony Mays II - OL College Sports Madness - Preseason All-OVC 2nd Tm.
Mareio McGraw - RB adidas® OVC Newcomer of the Week - 10/15 adidas® OVC Newcomer of the Week - 10/23	Connor Mitchell - K adidas® OVC Specialist of the Week - 10/23 STATS National Special Teams Player of the Week - 10/24	Toby Omli - DB College Sports Madness - Preseason All-OVC 2nd Tm.
Marquez Sanford - DB College Sports Madness - Preseason All-OVC 2nd Tm.	Landon Stratton - P College Sports Madness - Preseason All-OVC 2nd Tm.	Bishop Woods - DL College Sports Madness - Preseason All-OVC 2nd Tm.

2016 MURRAY STATE RED ZONE SCORING

	Times In RZ	Times Scored	Total Pts		Rush TDs	Pass TDs	FGs Made	-----Failed to score inside RZ -----					
				TDs				FGA	Downs	Int	Fumb	Half	Game
ILL	1	1	3	0	0	0	1	0	0	0	0	0	0
MOST	5	4	15	1	0	1	3	0	0	0	1	0	0
SIU	3	2	10	1	0	1	1	0	1	0	0	0	0
SEMO	3	1	6	1	1	0	0	2	1	0	1	0	0
AP	8	6	42	6	1	5	0	0	0	1	1	0	0
UTM	2	1	7	1	0	1	0	0	1	0	0	0	0
EIU	6	6	22	1	1	0	5	0	0	0	0	0	0
TSU	2	1	7	1	0	1	0	1	0	0	0	0	0
EKU	7	6	34	4	2	2	2	1	0	0	0	0	0
JSU	3	2	12	2	0	2	0	0	0	1	0	0	0
TTU													
Totals	40	30	158	18	5	13	12	4	2	2	2	0	0
30-of-40 (75.0%)													

2016 OPPONENT RED ZONE SCORING

	Times In RZ	Times Scored	Total Pts		Rush TDs	Pass TDs	FGs Made	-----Failed to score inside RZ -----					
				TDs				FGA	Downs	Int	Fumb	Half	Game
ILL	4	3	21	3	2	1	0	0	0	0	0	1	0
MOST	4	2	15	2	1	1	0	1	1	0	0	0	0
SIU	4	4	24	3	1	2	1	0	0	0	0	0	0
SEMO	4	2	14	2	0	2	0	0	0	0	1	1	0
AP	2	1	7	1	1	0	0	0	1	0	0	0	0
UTM	4	4	20	2	0	2	2	0	0	0	0	0	0
EIU	3	3	21	3	3	3	0	0	0	0	0	0	0
TSU	8	6	31	3	0	3	3	2	0	0	0	0	0
EKU	6	3	18	2	2	0	1	3	0	0	0	0	0
JSU	3	3	19	3	3	0	0	0	0	0	0	0	0
TTU													
Totals	42	31	190	24	13	11	7	6	2	0	1	2	0
31-of-42 (73.8%)													

2016 SEASON/CAREER STATS

SEASON

CAREER

Rushing	gp	att	gain	loss	net	avg	td	lg	avg/g	gp	att	gain	loss	net	avg	td	lg	avg/g
MCGRRAW, Mareio	10	92	570	27	543	5.9	5	77	54.3	10	92	570	27	543	5.9	5	77	54.3
JOHNSON, Demetri	9	99	309	44	265	2.7	1	18	29.4	32	99	309	44	265	2.7	1	18	8.3
GORDON, Trae	9	16	31	1	30	1.9	0	11	3.3	12	16	31	1	30	1.9	0	11	2.5
BLACKBURN, Jess	10	4	20	1	19	4.8	0	12	1.9	43	8	56	10	46	5.8	0	31	1.1
DODSON, Mark	1	4	16	0	16	4.0	0	12	16.0	1	4	16	0	16	4.0	0	12	16.0
JACKSON, Jonatha	10	1	10	0	10	10.0	0	10	1.0	40	1	10	0	10	10.0	0	10	0.2
HARTZ, Houston	4	1	6	0	6	6.0	0	6	1.5	6	1	6	0	6	6.0	0	6	1.0
GANDY, Jordon	10	1	5	0	5	5.0	0	5	0.5	28	1	5	0	5	5.0	0	5	0.2
GRAY, Tyre	10	2	2	0	2	1.0	1	1	0.2	10	2	2	0	2	1.0	1	1	0.2
HUMPHRIES, KD	9	77	195	195	0	0.0	1	13	0.0	37	276	883	602	281	1.0	12	24	7.6
GAINEY, L.J.	9	3	3	9	-6	-2.0	0	2	-0.7	9	3	3	9	-6	-2.0	0	2	-0.7
STULTS, Mitch	10	2	1	11	-10	-5.0	0	1	-1.0	35	2	1	11	-10	-5.0	0	1	-0.3
BIRSE, Cameron	2	6	5	29	-24	-4.0	0	5	-12.0	2	6	5	29	-24	-4.0	0	5	-12.0
TEAM	7	12	0	43	-43	-3.6	0	0	-6.1									
Total	10	320	1173	360	813	2.5	8	77	81.3									
Opponents	10	432	2257	225	2032	4.7	19	75	203.2									

Passing	gp	effic	comp	att	int	pct	yds	td	lg	avg/g	gp	effic	comp	att	int	pct	yds	td	lg	avg/g
HUMPHRIES, KD	9	138.68	241	379	9	63.6	2738	22	87	304.2	37	138.09	898	1395	28	64.4	10080	72	87	272.4
BIRSE, Cameron	2	110.79	17	32	2	53.1	228	1	64	114.0	2	110.79	17	32	2	53.1	228	1	64	114.0
HARTZ, Houston	4	-75.20	1	2	1	50.0	-6	0	0	-1.5	6	-8.40	2	4	1	50.0	-4	0	2	-0.7
BLACKBURN, Jess	10	91.60	1	1	0	100.	-1	0	0	-0.1	43	21.00	2	4	1	50.0	10	0	11	0.2
Total	10	135.38	260	414	12	62.8	2959	23	87	295.9										
Opponents	10	132.47	224	384	11	58.3	2826	21	75	282.6										

Receiving	gp	no.	yds	avg	td	lg	avg/g	gp	no.	yds	avg	td	lg	avg/g
GANDY, Jordon	10	54	898	16.6	11	75	89.8	28	62	1033	16.7	13	75	36.9
BLACKBURN, Jess	10	46	690	15.0	3	87	69.0	43	162	2048	12.6	11	87	47.6
JOHNSON, Demetri	9	30	380	12.7	3	67	42.2	32	30	380	12.7	3	67	11.9
STULTS, Mitch	10	25	159	6.4	2	27	15.9	35	51	379	7.4	2	33	10.8
MOSS, Jonathan	10	22	246	11.2	2	33	24.6	10	22	246	11.2	2	33	24.6
GOLSON, Malik	10	22	153	7.0	1	30	15.3	10	22	153	7.0	1	30	15.3
FEGGINS, Jensen	10	19	124	6.5	0	19	12.4	10	19	124	6.5	0	19	12.4
MCGRRAW, Mareio	10	15	157	10.5	0	67	15.7	10	15	157	10.5	0	67	15.7
GAINEY, L.J.	9	12	58	4.8	0	18	6.4	9	12	58	4.8	0	18	6.4
GRAY, Tyre	10	8	65	8.1	1	25	6.5	10	8	65	8.1	1	25	6.5
PERKINS, Rajai	10	2	6	3.0	0	5	0.6	10	2	6	3.0	0	5	0.6
GORDON, Trae	9	2	0	0.0	0	6	0.0	12	2	0	0.0	0	6	0.0
TAYLOR, Sterling	9	1	16	16.0	0	16	1.8	9	1	16	16.0	0	16	1.8
BOLING, Chase	9	1	8	8.0	0	8	0.9	17	1	8	8.0	0	8	0.5
BIRSE, Cameron	2	1	-1	-1.0	0	0	-0.5	2	1	-1	-1.0	0	0	-0.5
Total	10	260	2959	11.4	23	87	295.9							
Opponents	10	224	2826	12.6	21	75	282.6							

Total Offense	q	plays	rush	pass	total	avg/g	q	plays	rush	pass	total	avg/g
HUMPHRIES, KD	9	456	0	2738	2738	304.2	37	1671	281	10080	10361	280.0
MCGRRAW, Mareio	10	92	543	0	543	54.3	10	92	543	0	543	54.3
JOHNSON, Demetri	9	99	265	0	265	29.4	32	99	265	0	265	8.3
BIRSE, Cameron	2	38	-24	228	204	102.0	2	38	-24	228	204	102.0
GORDON, Trae	9	16	30	0	30	3.3	12	16	30	0	30	2.5
BLACKBURN, Jess	10	5	19	-1	18	1.8	43	12	46	10	56	1.3
DODSON, Mark	1	4	16	0	16	16.0	1	4	16	0	16	16.0
JACKSON, Jonatha	10	1	10	0	10	1.0	40	1	10	0	10	0.2
GANDY, Jordon	10	1	5	0	5	0.5	28	1	5	0	5	0.2
GRAY, Tyre	10	2	2	0	2	0.2	10	2	2	0	2	0.2
HARTZ, Houston	4	3	6	-6	0	0.0	6	5	6	-4	2	0.3
GAINEY, L.J.	9	3	-6	0	-6	-0.7	9	3	-6	0	-6	-0.7
STULTS, Mitch	10	2	-10	0	-10	-1.0	35	2	-10	0	-10	-0.3
TEAM	7	12	-43	0	-43	-6.1						
Total	10	734	813	2959	3772	377.2						
Opponents	10	816	2032	2826	4858	485.8						

2016 SEASON/CAREER STATS

SEASON

CAREER

Scoring	td	fg	PAT				dxd	saf	pts	td	fg	PAT				dxd	saf	pts
			kick	rush	rcv	pass						kick	rush	rcv	pass			
MITCHELL, Connor	-	18-25	26-26	-	-	-	-	-	80	-	27-39	50-51	-	-	-	-	-	131
GANDY, Jordon	11	-	-	-	-	-	-	-	66	13	-	-	-	-	-	-	-	78
MCGRAW, Mareio	5	-	-	-	-	-	-	-	30	5	-	-	-	-	-	-	-	30
JOHNSON, Demetri	4	-	-	-	-	-	-	-	24	4	-	-	-	-	-	-	-	24
BLACKBURN, Jess	3	-	-	-	1	-	-	-	20	11	-	-	-	1	-	-	-	68
MOSS, Jonathan	2	-	-	-	-	-	-	-	12	2	-	-	-	-	-	-	-	12
STULTS, Mitch	2	-	-	0-1	-	1-1	-	-	12	2	-	-	0-1	-	1-1	-	-	12
GRAY, Tyre	2	-	-	-	-	-	-	-	12	2	-	-	-	-	-	-	-	12
GOLSON, Malik	1	-	-	-	-	-	-	-	6	1	-	-	-	-	-	-	-	6
HUMPHRIES, KD	1	-	-	-	-	0-2	-	-	6	12	-	-	0-1	-	0-4	-	-	72
STRATTON, Lando	-	-	-	-	-	0-1	-	-	0	-	-	-	-	-	0-1	-	-	0
Total	31	18-25	26-26	0-1	1	1-4	-	-	268									
Opponents	42	12-23	32-37	3-3	2	2-2	-	1	332									

Punt Returns	no.	yds	avg	td	lg	no.	yds	avg	td	lg
GOLSON, Malik	9	75	8.3	0	46	9	75	8.3	0	46
BLACKBURN, Jess	4	26	6.5	0	13	4	26	6.5	0	13
Total	13	101	7.8	0	46					
Opponents	19	88	4.6	0	23					

Kick Returns	no.	yds	avg	td	lg	no.	yds	avg	td	lg
GOLSON, Malik	11	183	16.6	0	40	11	183	16.6	0	40
WADE, D'Montre	7	139	19.9	0	37	7	151	21.6	0	37
SANFORD, Marque	5	107	21.4	0	37	5	107	21.4	0	37
JOHNSON, Demetri	5	77	15.4	0	23	5	77	15.4	0	23
MCGRAW, Mareio	4	74	18.5	0	27	4	74	18.5	0	27
BOLING, Chase	1	5	5.0	0	5	1	5	5.0	0	5
JACKSON, Jonatha	1	10	10.0	0	10	1	10	10.0	0	10
GANDY, Jordon	1	8	8.0	0	8	1	8	8.0	0	8
OWENS, Silas	1	4	4.0	0	4	1	4	4.0	0	4
Total	36	607	16.9	0	40					
Opponents	40	1059	26.5	1	98					

Interceptions	no.	yds	avg	td	lg	no.	yds	avg	td	lg
WADE, D'Montre	3	17	5.7	0	13	4	17	4.2	0	13
BOONE, Dylan	1	0	0.0	0	0	1	0	0.0	0	0
QUINN, Troy-Wayn	1	0	0.0	0	0	1	0	0.0	0	0
WILLARD, Greg	1	0	0.0	0	0	1	0	0.0	0	0
OWENS, Silas	1	36	36.0	0	36	1	36	36.0	0	36
SHIPLEY, Zach	1	5	5.0	0	5	1	5	5.0	0	5
FOSTER, Isaiah	1	17	17.0	0	17	1	17	17.0	0	17
WALTON, Nigel	1	2	2.0	0	2	1	2	2.0	0	2
WADE, Zachary	1	18	18.0	0	18	1	18	18.0	0	18
Total	11	95	8.6	0	36					
Opponents	12	72	6.0	1	36					

Fumble Returns	no.	yds	avg	td	lg	no.	yds	avg	td	lg
BOONE, Dylan	1	20	20.0	0	20	2	80	40.0	1	60
Total	1	20	20.0	0	20					
Opponents	0	0	0.0	0	0					

2016 SEASON/CAREER STATS

	SEASON								CAREER							
All Purpose	g	rush	rcv	pr	kr	ir	total	avg/g	g	rush	rcv	pr	kr	ir	total	avg/g
GANDY, Jord	10	5	898	0	8	0	911	91.1	28	5	1033	0	8	0	1046	37.4
MCGRAW, M	10	543	157	0	74	0	774	77.4	10	543	157	0	74	0	774	77.4
BLACKBURN, 10	19	690	26	0	0	0	735	73.5	43	46	2048	26	151	0	2271	52.8
JOHNSON, D	9	265	380	0	77	0	722	80.2	32	265	380	0	77	0	722	22.6
GOLSON, Ma	10	0	153	75	183	0	411	41.1	10	0	153	75	183	0	411	41.1
MOSS, Jonat	10	0	246	0	0	0	246	24.6	10	0	246	0	0	0	246	24.6
WADE, D'Mo	10	0	0	0	139	17	156	15.6	30	0	0	0	151	17	168	5.6
STULTS, Mitc	10	-10	159	0	0	0	149	14.9	35	-10	379	0	0	0	369	10.5
FEGGINS, Je	10	0	124	0	0	0	124	12.4	10	0	124	0	0	0	124	12.4
SANFORD, M	10	0	0	0	107	0	107	10.7	21	0	0	0	107	46	153	7.3
GRAY, Tyre	10	2	65	0	0	0	67	6.7	10	2	65	0	0	0	67	6.7
GAINEY, L.J.	9	-6	58	0	0	0	52	5.8	9	-6	58	0	0	0	52	5.8
OWENS, Sila	10	0	0	0	4	36	40	4.0	21	0	0	0	4	36	40	1.9
GORDON, Tr	9	30	0	0	0	0	30	3.3	12	30	0	0	0	0	30	2.5
JACKSON, Jo	10	10	0	0	10	0	20	2.0	40	10	0	0	10	0	20	0.5
WADE, Zach	9	0	0	0	0	18	18	2.0	9	0	0	0	0	18	18	2.0
FOSTER, Isai	10	0	0	0	0	17	17	1.7	10	0	0	0	0	17	17	1.7
TAYLOR, Ster	9	0	16	0	0	0	16	1.8	9	0	16	0	0	0	16	1.8
DODSON, Ma	1	16	0	0	0	0	16	16.0	1	16	0	0	0	0	16	16.0
BOLING, Cha	9	0	8	0	5	0	13	1.4	17	0	8	0	5	0	13	0.8
HARTZ, Hous	4	6	0	0	0	0	6	1.5	6	6	0	0	0	0	6	1.0
PERKINS, Ra	10	0	6	0	0	0	6	0.6	10	0	6	0	0	0	6	0.6
SHIPLEY, Za	10	0	0	0	0	5	5	0.5	33	33	92	0	0	5	130	3.9
WALTON, Nig	10	0	0	0	0	2	2	0.2	10	0	0	0	0	2	2	0.2
BIRSE, Came	2	-24	-1	0	0	0	-25	-12.5	2	-24	-1	0	0	0	-25	-12.5
TEAM	7	-43	0	0	0	0	-43	-6.1								
Total	10	813	2959	101	607	95	4575	457.5								
Opponents	10	2032	2826	88	1059	72	6077	607.7								

Field Goals	att	good	long	blkd	att	good	long	blkd
MITCHELL, Connor	25	18	50	0	39	27	50	0
Total	25	18	50	0				
Opponents	23	12	48	4				

Punting	no.	yds	avg	lg	blk	no.	yds	avg	lg	blk
STRATTON, Landon	63	263	41.9	78	0	125	5239	41.9	78	0
Total	63	263	41.9	78	0					
Opponents	52	200	38.5	55	0					

Kickoffs	no.	yds	avg	tb	ob	no.	yds	avg	tb	ob
SAPPINGTON, Jam	46	278	60.6	11	0	46	2789	60.6	11	0
MITCHELL, Connor	10	542	54.2	2	1	44	2496	56.7	4	3
STRATTON, Lando	1	55	55.0	0	0	1	55	55.0	0	0
Total	57	338	59.4	13	1					
Opponents	61	353	58.0	17	2					

2016 SEASON/CAREER STATS

SEASON													CAREER												
##	Defensive Leaders	gp	ua	a	total	tfl	sack	int	pb	fr	ff	blk	gp	ua	a	total	tfl	sack	int	pb	fr	ff	blk		
21	WADE, Zachary	9	32	51	8	2.0	.	1	3	3	.	.	9	32	51	83	2.0	.	1	3	3	.	.		
31	RODRIGUEZ, Sea	10	32	37	6	3.0	.	.	2	.	.	.	10	32	37	69	3.0	.	.	2	.	.	.		
24	OMLI, Toby	10	33	31	6	3.0	1.	.	1	1	2	.	17	57	56	113	3.5	1.0	.	2	1	2	.		
4	JACKSON, Jonath	10	35	27	6	6.5	2.	.	4	.	2	.	40	14	15	300	22.5	6.0	.	6	1	3	.		
9	CRITTENDON, La	9	19	37	5	7.0	1.	.	2	.	.	1	32	33	51	84	8.0	1.0	.	2	.	.	1		
25	PAIGE, Marico	10	26	28	5	4.0	2.	.	.	1	2	.	10	26	28	54	4.0	2.5	.	.	1	2	.		
17	FOSTER, Isaiah	10	26	25	5	3.0	.	1	4	.	1	.	10	26	25	51	3.0	.	1	4	.	1	.		
5	WADE, D'Montre	10	30	16	4	1.0	.	3	1	.	.	1	30	89	50	139	2.5	0.5	4	2	.	.	1		
22	BOONE, Dylan	5	23	17	4	1.0	.	1	2	1	.	.	28	63	33	96	3.5	0.5	1	4	2	.	.		
6	SANFORD, Marqu	10	24	14	3	2.0	1.	.	1	1	1	.	21	57	31	88	3.0	1.0	2	1	1	2	.		
91	WOODS, Bishop	8	16	20	3	6.0	2.	.	.	.	1	2	29	49	69	118	15.0	3.5	.	.	2	2	2		
13	WILLIAMS, Quincy	9	13	16	2	4.0	.	.	1	.	.	1	20	31	29	60	7.0	.	.	2	1	.	1		
8	SHIPLEY, Zach	10	15	12	2	0.0	.	1	1	.	.	.	33	23	16	39	0.0	.	1	1	.	.	.		
46	OWENS, Silas	10	7	17	2	2.5	1.	1	.	1	.	.	21	9	18	27	3.0	2.0	1	.	1	.	.		
32	ELRINGTON, Zuri	9	11	7	1	7.0	4.	.	.	.	1	.	16	13	12	25	7.0	4.0	.	.	.	1	.		
27	WILLARD, Greg	10	12	5	1	1.0	.	1	1	.	.	.	27	13	9	22	1.0	.	1	1	.	.	.		
95	QUINN, Troy-Wayn	10	8	9	1	4.0	3.	1	.	.	1	.	10	8	9	17	4.0	3.0	1	.	.	1	.		
99	JOHNSON, Rasha	10	5	11	1	2.5	21	7	14	21	2.5		
34	WALTON, Nigel	10	9	6	1	0.0	.	1	5	.	.	.	10	9	6	15	0.0	.	1	5	.	.	.		
38	SAPPINGTON, Ja	7	8	3	1	0.0	7	8	3	11	0.0		
45	SHAW, Derrick	10	6	5	1	0.5	.	.	.	1	1	.	10	6	5	11	0.5	.	.	.	1	1	.		
90	NALLS, Dee	9	3	5	8	0.5	.	.	.	1	.	.	9	3	5	8	0.5	.	.	.	1	.	.		
98	TILLMAN, Korey	10	.	8	8	0.0	10	.	8	8	0.0		
54	STAHL, Chris	9	1	6	7	1.0	1.	.	1	1	.	.	9	1	6	7	1.0	1.0	.	1	1	.	.		
84	PERKINS, Rajai	10	2	5	7	0.0	10	2	5	7	0.0		
42	TYLER, Jordan	10	4	2	6	0.0	10	4	2	6	0.0		
36	WHITT, D'Vaughn	9	3	3	6	0.5	9	3	3	6	0.5		
16	GANDY, Jordon	10	2	2	4	0.0	.	.	.	1	.	.	28	3	2	5	0.0	.	.	.	1	.	.		
80	TAYLOR, Sterling	9	1	2	3	0.0	9	1	2	3	0.0		
89	MOSS, Jonathan	10	2	1	3	0.0	10	2	1	3	0.0		
1	GOLSON, Malik	10	3	.	3	0.0	1	.	10	3	.	3	0.0	1	.		
26	JOHNSON, Demetr	9	3	.	3	0.0	1	.	32	21	8	29	0.0	.	.	.	1	1	.		
20	MCGRAW, Mareio	10	2	1	3	0.0	10	2	1	3	0.0		
47	ADAMS, Robert	9	.	2	2	0.0	9	.	2	2	0.0		
40	DREWERY, Wes	10	2	.	2	0.0	21	3	.	3	0.0		
97	DUVALL, Ryan	9	.	2	2	0.0	9	.	2	2	0.0		
12	STULTS, Mitch	10	.	2	2	0.0	35	1	2	3	0.0		
3	GAINEY, L.J.	9	1	.	1	0.0	9	1	.	1	0.0		
51	RAINEY, Ryan	10	.	1	1	0.0	10	.	1	1	0.0		
71	BANKS, Noah	9	1	.	1	0.0	9	1	.	1	0.0		
39	DAVIS, Andre	2	.	1	1	0.0	2	.	1	1	0.0		
41	MITCHELL, Conno	10	1	.	1	0.0	19	1	.	1	0.0		
49	BOLING, Chase	9	.	1	1	0.0	17	.	2	2	0.0		
69	WHITE, Chris	9	.	1	1	0.0	20	.	1	1	0.0		
Total		10	42	43	86	62	19	11	5	12	14	5													
Opponents		10	39	35	75	95	34	12	3	5	5	.													

INDIVIDUAL CAREER HIGHS

#2 • KD Humphries • R-Sr. • QB

Pass Attempts.....	62 (TTU, 10/4/14)
Pass Completions.....	49 (APSU, 10/1/16)
Interceptions.....	3 (3 Times)
Pass TDs.....	6 (SEMO, 10/11/14)
Pass Yards.....	491 (TTU, 10/4/14)
Rush Attempts.....	16 (TSU, 11/22/14)
Rush TDs.....	2 (4 Times)
Rush Yards.....	55 (KWC, 10/25/14)

#4 • Jonathan Jackson • Sr. • LB

Tackles.....	19 (Twice)
Tackles-For-Loss.....	2.0 (Twice)
Sacks.....	2.0 (ILL, 9/3/16)
Fumbles Forced.....	1 (TTU, 9/26/15)
Fumbles Recovered.....	1 (UKY, 8/28/14)
QB Hurries.....	2 (UTM, 10/24/15)
Pass Breakups.....	2 (Twice)

#5 • D'Montre Wade • R-Jr. • DB

Tackles.....	12 (UTM, 11/1/14)
Tackles-For-Loss.....	1.0 (Twice)
Sacks.....	0.5 (EKU, 11/14/15)
Interceptions.....	1 (4 Times)
QB Hurries.....	2 (UTM, 10/24/15)
Pass Breakups.....	5 (SIU, 9/17/16)
Blocked Kicks.....	1 (TSU, 10/29/16)

#6 • Marquez Sanford • So. • DB

Tackles.....	9 (WMU, 9/19/15)
Tackles-For-Loss.....	1.0 (3 Times)
Interceptions.....	1 (Twice)
Sacks.....	1.0 (APSU, 10/1/16)
Pass Breakups.....	4 (UTM, 10/14/16)
Fumbles Forced.....	1 (Twice)
Fumbles Recovered.....	1 (EIU, 10/22/16)
Touchdowns.....	1 (EIU, 10/31/15)

#8 • Zach Shipley • R-Jr. • DB

Tackles.....	4 (EIU, 10/31/15)
Pass Breakups.....	1 (UTM, 10/15/16)
Interceptions.....	1 (TSU, 10/29/16)
QB Hurries.....	1 (SIU, 9/17/16)

#9 • Lamont Crittendon • R-Jr. • LB

Tackles.....	12 (MOST, 9/10/16)
Tackles-For-Loss.....	3.0 (MOST, 9/10/16)
Sacks.....	1.0 (SEMO, 9/24/16)
Pass Breakups.....	1 (Twice)
Blocked Kicks.....	1 (MOST, 9/10/16)
QB Hurries.....	2 (UTM, 10/24/15)

#12 • Mitch Stults • Sr. • WR

Receptions.....	7 (Twice)
Receiving Yards.....	61 (APSU, 10/1/16)
Touchdowns.....	1 (Twice)

#13 • Quincy Williams • R-So. • LB

Tackles.....	8 (EKU, 11/14/15)
Tackles-For-Loss.....	2.0 (Twice)
Fumbles Recovered.....	1 (EKU, 11/14/15)
Pass Breakups.....	1 (Twice)
Blocked Kicks.....	1 (EKU, 11/5/16)
QB Hurries.....	2 (ILL, 9/3/16)

#16 • Jordon Gandy • Jr. • WR

Receptions.....	13 (APSU, 10/1/16)
Receiving Yards.....	218 (EKU, 11/5/16)
Receiving TDs.....	3 (APSU, 10/1/16)
Fumbles Recovered.....	1 (EKU, 11/5/16)

#22 • Dylan Boone • Jr. • DB

Tackles.....	10 (Twice)
Tackles-For-Loss.....	1.0 (3 Times)
Sacks.....	0.5 JSU (1/21/15)
Interceptions.....	1 (SEMO, 9/24/16)
Fumbles Recovered.....	1 (Twice)
Pass Breakup.....	1 (4 Times)
Touchdowns.....	1 (NIU, 9/12/15)

#24 • Toby Omli • Sr. • DB

Tackles.....	15 (WMU, 9/19/15)
Tackles-For-Loss.....	1.0 (3 Times)
Sacks.....	1.0 (MOST, 9/10/16)
Forced Fumble.....	1 (Twice)
Fumbles Recovered.....	1 (EIU, 10/22/16)
Pass Breakup.....	1 (Twice)

#26 • Demetric Johnson • R Jr. • RB

Rush Attempts.....	19 (MOST, 9/10/16)
Rush Yards.....	68 (MOST, 9/10/16)
Receptions.....	7 (MOST, 9/10/16)
Receiving Yards.....	91 (TSU, 10/29/16)
Receiving Touchdowns.....	2 (TSU, 10/29/16)
Fumbles Forced.....	1 (EKU, 11/5/16)
Fumbles Recovered.....	1 (WMU, 9/19/15)

#27 • Greg Willard • Jr. • DB

Tackles.....	8 (JSU, 11/14/16)
QB Hurries.....	1 (SEMO, 9/24/16)
Pass Breakups.....	1 (EKU, 11/5/16)
Interceptions.....	1 (EIU, 10/22/16)

#32 • Zuri Elrington • Sr. • DL

Tackles.....	4 (SEMO, 9/24/16)
Tackles-For-Loss.....	2.0 (SEMO, 9/24/16)
Sacks.....	2.0 (SEMO, 9/24/16)
QB Hurries.....	1 (MOST, 9/10/16)
Forced Fumbles.....	1 (SEMO, 9/24/16)

INDIVIDUAL CAREER HIGHS

#37 ■ Landon Stratton ■ R-So. ■ P

Punts	12 (JSU, 11/12/16)
Punt Yards	404 (SEMO, 9/24/16)
Punt Average	49.4 (SIU, 9/17/16)
Longest Punt.....	78 (SIU, 9/17/16)
Touchbacks	3 (EIU, 10/31/15)
Punts Inside 20	4 (JSU, 11/21/15)

#41 ■ Connor Mitchell ■ R-Sr. ■ K

Kickoffs.....	7 (Twice)
Touchbacks.....	2 (MOST, 9/10/16)
PATs Made	6 (Twice)
Field Goals Made	6 (EIU, 10/22/16)
Long Field Goal.....	50 (UTM, 10/15/16)

#46 ■ Silas Owens ■ So. ■ DL

Tackles	6 (JSU, 11/12/16)
Tackles-For-Loss	1.0 (Twice)
Sacks	1.0 (APSU, 10/1/16)
Interceptions.....	1 (EIU, 10/22/16)
QB Hurries	1 (Twice)
Fumbles Recovered	1 (APSU, 10/1/16)

#85 ■ Jesse Blackburn ■ Sr. ■ WR

Receptions	10 (TSU, 11/7/15)
Receiving Yards	170 (EKU, 11/23/13)
Receiving TDs	2 (3 Times)

#91 ■ Bishop Woods ■ Jr. ■ DL

Tackles	10 (Twice)
Tackles-For-Loss	2.0 (3 Times)
Sacks	1.0 (3 Times)
Forced Fumbles	1 (Twice)
Fumbles Recovered	1 (Twice)
Blocked Kicks.....	2 (JSU, 11/12/16)
QB Hurries	2 (TTU, 9/26/15)

#99 ■ Rashad Johnson ■ So. ■ DL

Tackles	3 (TSU, 10/29/16)
Tackles-For-Loss	0.5 (Twice)
QB Hurries	2 (EKU, 11/5/16)

2016 MURRAY STATE COACHING STAFF



**MITCH
STEWART**
Head Coach
2nd Season



**CHRIS
BOONE**
Defensive Coordinator
2nd Season



**JAKE
JOHNSON**
Linebackers/ST Coord.
1st Season



**GORDON
STEELE**
Off. Line/Run Game Coord.
3rd Season



**SEAN
DAWKINS**
Running Backs/Co-Run Game
5th Season



**CASEY
BROCKMAN**
Wide Receivers
3rd Season



**KEVIN
PARK**
Linebackers
1st Season



**CORICO
WRIGHT**
Cornerbacks
1st Season



**STEVE
ADAMS**
Dir. of Rec. & Player Personnel
7th Season



**CRAIG
SWIETON**
Strength & Conditioning
6th Season



**CARSON
HUNTER**
Defensive Quality Control
1st Season



**DREW
BURNHAM**
Offensive Quality Control
2nd Season



**GARRETT
SCHWETTMAN**
Spec. Tms. Qual. Control
1st Season



**NICK
KNIGHT**
Defensive Graduate Asst.
1st Season



**HARRIS
BIVIN**
Offensive Graduate Asst.
1st Season



**MIKE
IVEN**
Video Coordinator
1st Season



**FULTON
HART**
Athletic Trainer
10th Season



**DALVIN
JONES**
Equipment Manger
2nd Season



**TAMRA
GARRISON**
Administrative Asst.
10th Season



**BO
RYDECKI**
S&C Student Assistant
2nd Season

2016 MURRAY STATE DEFENSE




**JONATHAN
JACKSON**

LB ■ 5-11 ■ 211 ■ Sr.
Mayfield, Ky.



**D'MONTRE
WADE**

DB ■ 6-0 ■ 192 ■ R-Jr.
Columbia, Tenn.



**MARQUEZ
SANFORD**

DB ■ 5-11 ■ 170 ■ So.
Macon, Ga.



**ZACH
SHIPLEY**

DB ■ 5-10 ■ 178 ■ R-Jr.
Madisonville, Ky.



**LAMONT
CRITTENDON**

LB ■ 5-10 ■ 235 ■ Jr.
Decatur, Ala.



**QUINCY
WILLIAMS**

LB ■ 6-0 ■ 215 ■ R-So.
Birmingham, Ala.



**ISAIAH
FOSTER**

DB ■ 6-2 ■ 175 ■ Jr.
Pacoima, Calif.



**ZACHARY
WADE**

DB ■ 5-11 ■ 193 ■ R-Jr.
Newport Beach, Calif.



**DYLAN
BOONE**

DB ■ 5-11 ■ 193 ■ Jr.
Murray, Ky.



**MARCUS
MEREDITH**

DB ■ 5-11 ■ 193 ■ R-Jr.
San Clemente, Calif.



**TOBY
OMLI**

DB ■ 6-0 ■ 200 ■ Sr.
Brookville, Kan.




**MARICO
PAIGE**

LB ■ 6-1 ■ 220 ■ Jr.
Wesson, Miss.



**GREG
WILLARD**

DB ■ 5-9 ■ 170 ■ Jr.
Decatur, Ala.



**SEAN
MOORE**

DB ■ 5-10 ■ 170 ■ Fr.
Davie, Fla.



**TYLER
GRAY**

DB ■ 5-11 ■ 155 ■ Fr.
Columbia, Mo.



**SEAN
RODRIGUEZ**

LB ■ 6-0 ■ 210 ■ Jr.
Nickerson, Kan.



**ZURI
ELRINGTON**

DL ■ 6-3 ■ 265 ■ Sr.
Los Angeles, Calif.




**NIGEL
WALTON**

DB ■ 6-0 ■ 170 ■ Fr.
Atlanta, Ga.



**D'VAUGHN
WHITT**

DB ■ 5-10 ■ 170 ■ Fr.
Clarksville, Tenn.



**ANDRE
DAVIS**

DB ■ 5-11 ■ 175 ■ Fr.
Lexington, Ky.

2016 MURRAY STATE DEFENSE



**JORDAN
TYLER**

LB ■ 6-0 ■ 221 ■ R-So.
Paducah, Ky.



**JOHN
WELSH**

DB ■ 5-10 ■ 168 ■ R-So.
Paducah, Ky.



**JOSH
MALONE**

DB ■ 5-11 ■ 185 ■ Fr.
Memphis, Tenn.



**DERRICK
SHAW**

LB ■ 6-1 ■ 240 ■ Fr.
Alabaster, Ala.



**ERNEST
KENTY**

DB ■ 6-2 ■ 205 ■ Fr.
Birmingham, Ala.



**ROBERT
ADAMS**

LB ■ 6-2 ■ 235 ■ Fr.
Tuscaloosa, Ala.



**CHASE
BOLING**

LB ■ 6-2 ■ 235 ■ So.
Lexington, Ky.



**PARIS
WILSON**

LB ■ 6-2 ■ 215 ■ Fr.
Memphis, Tenn.



**NOLAN
NICHOLS**

DB ■ 5-11 ■ 215 ■ R-So.
Benton, Ky.




**CHRIS
STAHL**

DL ■ 6-2 ■ 285 ■ Fr.
St. Louis, Mo.



**MICHAEL
MAGOCHY**

DL ■ 6-4 ■ 220 ■ Fr.
Franklin, Tenn.



**DEE
NALLS**

DL ■ 6-4 ■ 305 ■ Jr.
Fayette, Ala.



**BISHOP
WOODS**

DL ■ 6-2 ■ 253 ■ Jr.
Atlanta, Ga.



**QUINDARIUS
COLES**

DL ■ 6-4 ■ 250 ■ Fr.
Bessemer, Ala.



**SILAS
OWENS**

DL ■ 6-4 ■ 240 ■ So.
New Market, Ala.



**TROY-WAYNE
QUINN**

DL ■ 6-1 ■ 245 ■ Jr.
Prattville, Ala.



**GRIFFIN
MARTIN**

DL ■ 6-4 ■ 250 ■ R-Fr.
Elba, Ala.



**RYAN
DUVALL**

DL ■ 6-5 ■ 225 ■ R-So.
Owensboro, Ky.



**KOREY
TILLMAN**

DL ■ 6-4 ■ 270 ■ Fr.
New Orleans, La.



**RASHAD
JOHNSON**

DL ■ 6-1 ■ 270 ■ So.
Barnesville, Ga.

2016 MURRAY STATE OFFENSE



**MALIK
GOLSON**

WR ■ 5-9 ■ 180 ■ R-Sr.
San Diego, Calif.



**KD
HUMPHRIES**

QB ■ 6-3 ■ 225 ■ R-Sr.
Montgomery, Ala.




**L.J.
GAINNEY**

WR ■ 5-11 ■ 187 ■ Jr.
Snellville, Ga.



**MARK
DODSON**

DB ■ 5-11 ■ 170 ■ So.
Memphis, Tenn.



**NATE
EMBRY**

QB ■ 6-4 ■ 220 ■ Fr.
Madisonville, Ky.



**MITCH
STULTS**

WR ■ 5-9 ■ 175 ■ Sr.
Hamilton, Ala.




**BRENDAN
BOGNAR**

QB ■ 6-6 ■ 225 ■ R-Fr.
St. Louis, Mo.



**CAMERON
BIRSE**

QB ■ 6-2 ■ 235 ■ R.-Jr.
Danville, Calif



**TYRE
GRAY**

WR ■ 5-10 ■ 170 ■ Fr.
Alexander City, Ala.




**JORDON
GANDY**

WR ■ 6-4 ■ 210 ■ Jr.
Athens, Ala.



**ELI
OLTEAN**

QB ■ 6-2 ■ 190 ■ Fr.
St. Joseph, Ill.




**HOUSTON
HARTZ**

QB ■ 6-2 ■ 195 ■ R-So.
Owensboro, Ky.



**MAREIO
MCGRAW**

WR ■ 6-0 ■ 180 ■ Fr.
Nashville, Tenn.




**DEMETRIC
JOHNSON**

RB ■ 6-0 ■ 185 ■ R-Jr.
South Pittsburg, Tenn.




**NICK
COLLINS**

WR ■ 5-7 ■ 185 ■ Fr.
Columbia, Mo.



**TRAE
GORDON**

RB ■ 5-9 ■ 185 ■ So.
Louisville, Ky.



**ETHON
FELTON**

RB ■ 6-0 ■ 217 ■ R-So.
Muscle Shoals, Ala.



**DREW
RUTLAND**

WR ■ 6-5 ■ 215 ■ So.
Memphis, Tenn.



**DRAKE
VANHOOSER**

RB ■ 6-0 ■ 240 ■ R-Fr.
Princeton, Ky.



**RYAN
RAINEY**

OL ■ 6-1 ■ 295 ■ R-Jr.
Saucier, Miss.

2016 MURRAY STATE OFFENSE



**KWAN
STALLWORTH**
OL ■ 6-4 ■ 295 ■ So.
Lithonia, Ga.



**AUSTIN
HOGANCAMP**
OL ■ 6-3 ■ 250 ■ Fr.
North Sutton, N.H.



**BRANT
NEWMAN**
OL ■ 6-2 ■ 286 ■ R-Fr.
Germantown, Tenn.



**DANTE
DARCUS**
OL ■ 6-1 ■ 265 ■ R-Fr.
Murray, Ky.



**NATE
WILKINSON**
OL ■ 6-3 ■ 290 ■ Fr.
Franklin, Tenn.



**TONY
MAYS II**
OL ■ 6-4 ■ 305 ■ R-Sr.
Memphis, Tenn.



**LEIGHTON
COLBY**
OL ■ 6-1 ■ 255 ■ R-Fr.
Murfreesboro, Tenn.



**CHRIS
WHITE**
OL ■ 6-3 ■ 310 ■ So.
Daphne, Ala.



**JACE
BRAGG**
OL ■ 6-3 ■ 275 ■ R-Fr.
Baton Rouge, La.



**NOAH
BANKS**
OL ■ 6-8 ■ 310 ■ R-Fr.
Pensacola, Fla.



**STEVEN
CLEMMONS**
OL ■ 6-4 ■ 295 ■ Fr.
Lewisburg, Tenn.




**CAM
CARTER**
OL ■ 6-6 ■ 280 ■ Fr.
Adamsville, Ala.



**INGRAM
TILLARD**
OL ■ 6-5 ■ 330 ■ Jr.
Germantown, Tenn.



**JOE
IRBY**
OL ■ 6-4 ■ 297 ■ Jr.
Nashville, Tenn.



**STERLING
TAYLOR**
WR ■ 6-0 ■ 190 ■ R-Jr.
Morrow, Ga.



**CALEB
SHEFFER**
WR ■ 6-4 ■ 200 ■ R-Fr.
Hodgenville, Ky.



**SYLVAUGHN
TURNER**
WR ■ 6-2 ■ 170 ■ Fr.
Athens, Ala.




**RAJAI
PERKINS**
WR ■ 6-0 ■ 187 ■ Fr.
St. Louis, Mo.



**JEEZE
BLACKBURN**
WR ■ 6-3 ■ 240 ■ Sr.
Gardendale, Ala.



**JENSEN
FEGGINS**
WR ■ 6-2 ■ 200 ■ R-Fr.
Bowling Green, Ky.



**JONATHAN
MOSS**
WR ■ 6-0 ■ 165 ■ Fr.
Madison, Ala.



**WYATT
DAWSON**
OL ■ 5-11 ■ 266 ■ R-Fr.
Duck, W. Va.

2016 MURRAY STATE SPECIALISTS



**LANDON
STRATTON**

P ■ 6-0 ■ 180 ■ R-So.
Russelville, Ky.



**JAMES
SAPPINGTON**

K/P ■ 6-5 ■ 220 ■ Fr.
Peculiar, Mo.



**WES
DREWERY**

LS ■ 6-3 ■ 230 ■ R-So.
Franklin, Tenn.



**CONNOR
MITCHELL**

K ■ 6-2 ■ 200 ■ R-Sr.
Franklin, Tenn.



**KEENAN
LAUTNER**

P ■ 5-11 ■ 185 ■ Fr.
Lynnville, Ind.



**HECTOR
GARCIA**

K ■ 6-1 ■ 215 ■ R-Fr.
Sedalia, Ky.

2016 TEAM STATS

Team Statistics	MUR	OPP
SCORING	268	332
Points Per Game	26.8	33.2
Points Off Turnovers	100	40
FIRST DOWNS	182	258
Rushing	45	106
Passing	109	128
Penalty	28	24
RUSHING YARDAGE	813	2032
Yards gained rushing	1173	2257
Yards lost rushing	360	225
Rushing Attempts	320	432
Average Per Rush	2.5	4.7
Average Per Game	81.3	203.2
TDs Rushing	8	19
PASSING YARDAGE	2959	2826
Comp-Att-Int	260-414-12	224-384-11
Average Per Pass	7.1	7.4
Average Per Catch	11.4	12.6
Average Per Game	295.9	282.6
TDs Passing	23	21
TOTAL OFFENSE	3772	4858
Total Plays	734	816
Average Per Play	5.1	6.0
Average Per Game	377.2	485.8
KICK RETURNS: #-Yards	36-607	40-1059
PUNT RETURNS: #-Yards	13-101	19-88
INT RETURNS: #-Yards	11-95	12-72
KICK RETURN AVERAGE	16.9	26.5
PUNT RETURN AVERAGE	7.8	4.6
INT RETURN AVERAGE	8.6	6.0
FUMBLES-LOST	9-5	23-12
PENALTIES-Yards	68-624	92-804
Average Per Game	62.4	80.4
PUNTS-Yards	63-2638	52-2000
Average Per Punt	41.9	38.5
Net punt average	39.2	35.4
KICKOFFS-Yards	57-3386	61-3535
Average Per Kick	59.4	58.0
Net kick average	35.1	41.0
TIME OF POSSESSION/Game	26:52	33:08
3RD-DOWN Conversions	46/166	65/162
3rd-Down Pct	28%	40%
4TH-DOWN Conversions	7/16	11/18
4th-Down Pct	44%	61%
SACKS BY-Yards	19-105	34-203
MISC YARDS	5	0
TOUCHDOWNS SCORED	31	42
FIELD GOALS-ATTEMPTS	18-25	12-23
ON-SIDE KICKS	1-3	0-1
RED-ZONE SCORES	(30-40) 75%	(31-42) 74%
RED-ZONE TOUCHDOWNS	(18-40) 45%	(24-42) 57%
PAT-ATTEMPTS	(26-26) 100%	(32-37) 86%
ATTENDANCE	30840	76618
Games/Avg Per Game	5/6168	5/15324
Neutral Site Games		0/0

Score by Quarters	1st	2nd	3rd	4th	OT	Total
Murray St.	47	74	60	87	0	268
Opponents	107	97	34	94	0	332

2016 INDIVIDUAL STATS

Rushing	g	att	gain	loss	net	avg	td	lg	avg/g
MCGRAW, Mareio	1	92	570	27	543	5.9	5	77	54.3
JOHNSON, Demetr	9	99	309	44	265	2.7	1	18	29.4
GORDON, Trae	9	16	31	1	30	1.9	0	11	3.3
BLACKBURN, Jess	1	4	20	1	19	4.8	0	12	1.9
DODSON, Mark	1	4	16	0	16	4.0	0	12	16.0
JACKSON, Jonath	1	1	10	0	10	10.0	0	10	1.0
HARTZ, Houston	4	1	6	0	6	6.0	0	6	1.5
GANDY, Jordon	1	1	5	0	5	5.0	0	5	0.5
GRAY, Tyre	1	2	2	0	2	1.0	1	1	0.2
HUMPHRIES, KD	9	77	195	195	0	0.0	1	13	0.0
GAINEY, L.J.	9	3	3	9	-6	-2.0	0	2	-0.7
STULTS, Mitch	1	2	1	11	-10	-5.0	0	1	-1.0
BIRSE, Cameron	2	6	5	29	-24	-4.0	0	5	-12.0
TEAM	7	12	0	43	-43	-3.6	0	0	-6.1
Total	1	320	1173	360	813	2.5	8	77	81.3
Opponents	1	432	2257	225	2032	4.7	19	75	203.2

Passing	g	effic	comp	att	in	pct	yds	td	lg	avg/g
HUMPHRIES, KD	9	138.68	241	379	9	63.6	2738	22	87	304.2
BIRSE, Cameron	2	110.79	17	32	2	53.1	228	1	64	114.0
HARTZ, Houston	4	-75.20	1	2	1	50.0	-6	0	0	-1.5
BLACKBURN, Jess	1	91.60	1	1	0	100.	-1	0	0	-0.1
Total	1	135.38	260	414	12	62.8	2959	23	87	295.9
Opponents	1	132.47	224	384	11	58.3	2826	21	75	282.6

Receiving	g	no.	yds	avg	td	lg	avg/g
GANDY, Jordon	1	54	898	16.6	11	75	89.8
BLACKBURN, Jess	1	46	690	15.0	3	87	69.0
JOHNSON, Demetr	9	30	380	12.7	3	67	42.2
STULTS, Mitch	1	25	159	6.4	2	27	15.9
MOSS, Jonathan	1	22	246	11.2	2	33	24.6
GOLSON, Malik	1	22	153	7.0	1	30	15.3
FEGGINS, Jensen	1	19	124	6.5	0	19	12.4
MCGRAW, Mareio	1	15	157	10.5	0	67	15.7
GAINEY, L.J.	9	12	58	4.8	0	18	6.4
GRAY, Tyre	1	8	65	8.1	1	25	6.5
PERKINS, Rajai	1	2	6	3.0	0	5	0.6
GORDON, Trae	9	2	0	0.0	0	6	0.0
TAYLOR, Sterling	9	1	16	16.0	0	16	1.8
BOLING, Chase	9	1	8	8.0	0	8	0.9
BIRSE, Cameron	2	1	-1	-1.0	0	0	-0.5
Total	1	260	2959	11.4	23	87	295.9
Opponents	1	224	2826	12.6	21	75	282.6

Punt Returns	no.	yds	avg	td	lg
GOLSON, Malik	9	75	8.3	0	46
BLACKBURN, Jess	4	26	6.5	0	13
Total	13	101	7.8	0	46
Opponents	19	88	4.6	0	23

Interceptions	no.	yds	avg	td	lg
WADE, D'Montre	3	17	5.7	0	13
OWENS, Silas	1	36	36.0	0	36
WILLARD, Greg	1	0	0.0	0	0
QUINN, Troy-Wayn	1	0	0.0	0	0
SHIPLEY, Zach	1	5	5.0	0	5
FOSTER, Isaiah	1	17	17.0	0	17
WALTON, Nigel	1	2	2.0	0	2
WADE, Zachary	1	18	18.0	0	18
BOONE, Dylan	1	0	0.0	0	0
Total	11	95	8.6	0	36
Opponents	12	72	6.0	1	36

Kick Returns	no.	yds	avg	td	lg
GOLSON, Malik	11	183	16.6	0	40
WADE, D'Montre	7	139	19.9	0	37
SANFORD, Marqu	5	107	21.4	0	37
JOHNSON, Demetr	5	77	15.4	0	23
MCGRAW, Mareio	4	74	18.5	0	27
OWENS, Silas	1	4	4.0	0	4
BOLING, Chase	1	5	5.0	0	5
GANDY, Jordon	1	8	8.0	0	8
JACKSON, Jonath	1	10	10.0	0	10
Total	36	607	16.9	0	40
Opponents	40	1059	26.5	1	98

Fumble Returns	no.	yds	avg	td	lg
BOONE, Dylan	1	20	20.0	0	20
Total	1	20	20.0	0	20
Opponents	0	0	0.0	0	0

2016 INDIVIDUAL SCORING & SPECIAL TEAMS STATS

Scoring	td	fg	PAT				dx	saf	pts
			kick	rush	rcv	pass			
MITCHELL, Conno	-	18-25	26-26	-	-	-	-	-	80
GANDY, Jordon	11	-	-	-	-	-	-	-	66
MCGRAW, Mareio	5	-	-	-	-	-	-	-	30
JOHNSON, Demetr	4	-	-	-	-	-	-	-	24
BLACKBURN, Jess	3	-	-	-	1	-	-	-	20
STULTS, Mitch	2	-	-	0-1	-	1-1	-	-	12
GRAY, Tyre	2	-	-	-	-	-	-	-	12
MOSS, Jonathan	2	-	-	-	-	-	-	-	12
GOLSON, Malik	1	-	-	-	-	-	-	-	6
HUMPHRIES, KD	1	-	-	-	-	0-2	-	-	6
STRATTON, Lando	-	-	-	-	-	0-1	-	-	0
Total	31	18-25	26-26	0-1	1	1-4	-	-	268
Opponents	42	12-23	32-37	3-3	2	2-2	-	1	332

Total Offense	g	plays	rush	pass	total	avg/g
HUMPHRIES, KD	9	456	0	2738	2738	304.2
MCGRAW, Mareio	10	92	543	0	543	54.3
JOHNSON, Demetr	9	99	265	0	265	29.4
BIRSE, Cameron	2	38	-24	228	204	102.0
GORDON, Trae	9	16	30	0	30	3.3
BLACKBURN, Jess	10	5	19	-1	18	1.8
DODSON, Mark	1	4	16	0	16	16.0
JACKSON, Jonath	10	1	10	0	10	1.0
GANDY, Jordon	10	1	5	0	5	0.5
GRAY, Tyre	10	2	2	0	2	0.2
HARTZ, Houston	4	3	6	-6	0	0.0
GAINEY, L.J.	9	3	-6	0	-6	-0.7
STULTS, Mitch	10	2	-10	0	-10	-1.0
TEAM	7	12	-43	0	-43	-6.1
Total	10	734	813	2959	3772	377.2
Opponents	10	816	2032	2826	4858	485.8

Field Goals	fg	pct.	01-19	20-29	30-39	40-49	50-99	lg	blk
MITCHELL, Conno	18-25	72.0	0-0	3-3	11-15	3-5	1-2	50	0

FG Sequence	Murray St.	Opponents
Illinois	50,(34)	(48)
Missouri St.	(31),(36),(37)	42,36
Southern Ill.	(25)	(23)
Southeast Mo. St.	32,(39),38	(44),53
Austin Peay	(39),44	(39)
UT Martin	(50)	(37),(39),41,(37)
Eastern Illinois	(37),(36),(37),(49),(25),(40)	
Tennessee St.	(40),35	(31),(25),37,(20),42
Eastern Kentucky	38,(38),(30)	48,32,(21),28,19
Jacksonville St.	45,(45)	43

Numbers in (parentheses) indicate field goal was made.

Punting	no.	yds	avg	lg	tb	fc	i20	50+	blk
STRATTON, Lando	63	2634	41.9	78	4	19	16	12	0
Total	63	2634	41.9	78	4	19	16	12	0
Opponents	52	2003	38.5	55	3	17	15	6	0

Kickoffs	no.	yds	avg	tb	ob	retn	net yd	ln
SAPPINGTON, Ja	46	2786	60.6	11	0			
MITCHELL, Conno	10	542	54.2	2	1			
STRATTON, Lando	1	55	55.0	0	0			
Total	57	3385	59.4	13	1	26.5	35.1	29
Opponents	61	3535	58.0	17	2	16.9	41.0	23

2016 DEFENSIVE STATS

#	Defensive Leaders	gp	Tackles				Sacks	Pass defense			Fumbles		blkd	
			ua	a	tot	tfl/yds		int-yds	brup	qbh	rcv-yds	ff	kick	saf
21	WADE, Zachary	9	32	51	83	2.0-5	.	1-18	3	.	3-0	.	.	.
31	RODRIGUEZ, Sean	10	32	37	69	3.0-6	.	.	2
24	OMLI, Toby	10	33	31	64	3.0-12	1.0-8	.	1	.	1-0	2	.	.
4	JACKSON, Jonathan	10	35	27	62	6.5-21	2.0-11	.	4	4	.	2	.	.
9	CRITTENDON, Lamon	9	19	37	56	7.0-18	1.0-5	.	2	2	.	.	1	.
25	PAIGE, Marico	10	26	28	54	4.0-20	2.5-16	.	.	8	1-0	2	.	.
17	FOSTER, Isaiah	10	26	25	51	3.0-3	.	1-17	4	.	.	1	.	.
5	WADE, D'Montre	10	30	16	46	1.0-1	.	3-17	14	.	.	.	1	.
22	BOONE, Dylan	5	23	17	40	1.0-2	.	1-0	2	.	1-20	.	.	.
6	SANFORD, Marquez	10	24	14	38	2.0-8	1.0-7	.	12	.	1-0	1	.	.
91	WOODS, Bishop	8	16	20	36	6.0-13	2.0-6	.	.	4	.	1	2	.
13	WILLIAMS, Quincy	9	13	16	29	4.0-6	.	.	1	4	.	.	1	.
8	SHIPLEY, Zach	10	15	12	27	.	.	1-5	1	1
46	OWENS, Silas	10	7	17	24	2.5-6	1.5-4	1-36	.	.	1-0	.	.	.
32	ELRINGTON, Zuri	9	11	7	18	7.0-25	4.0-22	.	.	2	.	1	.	.
27	WILLARD, Greg	10	12	5	17	1.0-1	.	1-0	1	1
95	QUINN, Troy-Wayne	10	8	9	17	4.0-21	3.0-19	1-0	.	3	.	1	.	.
99	JOHNSON, Rashad	10	5	11	16	2.5-3	.	.	.	3
34	WALTON, Nigel	10	9	6	15	.	.	1-2	5
45	SHAW, Derrick	10	6	5	11	0.5-0	.	.	.	1	1-0	1	.	.
38	SAPPINGTON, James	7	8	3	11
98	TILLMAN, Korey	10	.	8	8
90	NALLS, Dee	9	3	5	8	0.5-2	1-0	.	.	.
84	PERKINS, Rajai	10	2	5	7
54	STAHL, Chris	9	1	6	7	1.0-7	1.0-7	.	1	1	1-0	.	.	.
42	TYLER, Jordan	10	4	2	6
36	WHITT, D'Vaughn	9	3	3	6	0.5-0
16	GANDY, Jordon	10	2	2	4	1-0	.	.	.
26	JOHNSON, Demetric	9	3	.	3	1	.	.
1	GOLSON, Malik	10	3	.	3	1	.	.
80	TAYLOR, Sterling	9	1	2	3
89	MOSS, Jonathan	10	2	1	3
20	MCGRAW, Mareio	10	2	1	3
40	DREWERY, Wes	10	2	.	2
47	ADAMS, Robert	9	.	2	2
97	DUVALL, Ryan	9	.	2	2
12	STULTS, Mitch	10	.	2	2
39	DAVIS, Andre	2	.	1	1
41	MITCHELL, Connor	10	1	.	1
49	BOLING, Chase	9	.	1	1
51	RAINEY, Ryan	10	.	1	1
3	GAINEY, L.J.	9	1	.	1
69	WHITE, Chris	9	.	1	1
71	BANKS, Noah	9	1	.	1
Total		10	421	439	860	62-180	19-105	11-95	53	34	12-20	14	5	.
Opponents		10	395	355	750	95-367	34-203	12-72	39	33	5-0	5	.	1

2016 OVC-ONLY STATS

Date	Opponent	Score	Att.
* Sep 24, 201	SOUTHEAST MO. ST.	L 16-17	10014
* Oct 01, 201	at Austin Peay	W 45-17	4717
* Oct 15, 201	UT MARTIN	L 31-38	3938
* Oct 22, 201	at #15 Eastern Illinois	W 40-38	7907
* Oct 29, 201	#25 TENNESSEE ST.	W 38-31	8605
* Nov 05, 201	at Eastern Kentucky	W 41-28	4200
* Nov 12, 201	#1 JACKSONVILLE ST.	L 15-33	3220

Rushing	g	att	gain	loss	net	avg	td	lg	avg/g
MCGRAW, Mareio	7	84	482	26	456	5.4	4	77	65.1
JOHNSON, Demetri	6	56	172	23	149	2.7	1	14	24.8
GORDON, Trae	6	7	24	1	23	3.3	0	11	3.8
BLACKBURN, Jess	7	4	20	1	19	4.8	0	12	2.7
HUMPHRIES, KD	7	60	165	151	14	0.2	1	13	2.0
JACKSON, Jonatha	7	1	10	0	10	10.0	0	10	1.4
GANDY, Jordon	7	1	5	0	5	5.0	0	5	0.7
GRAY, Tyre	7	2	2	0	2	1.0	1	1	0.3
Total	7	228	881	240	641	2.8	7	77	91.6
Opponents	7	291	1465	163	1302	4.5	12	75	186.0

Passing	g	eff	comp	att	int	pct	yds	td	lg	avg/g
HUMPHRIES, KD	7	146.08	188	296	4	63.5	2219	20	87	317.0
Total	7	146.08	188	296	4	63.5	2219	20	87	317.0
Opponents	7	121.22	160	285	10	56.1	2014	11	75	287.7

Receiving	g	no.	yds	avg	td	lg	avg/g
GANDY, Jordon	7	42	652	15.5	8	75	93.1
BLACKBURN, Jess	7	36	599	16.6	3	87	85.6
MOSS, Jonathan	7	18	167	9.3	2	23	23.9
STULTS, Mitch	7	18	121	6.7	2	27	17.3
FEIGINS, Jensen	7	17	95	5.6	0	19	13.6
JOHNSON, Demetri	6	16	257	16.1	3	67	42.8
MCGRAW, Mareio	7	15	157	10.5	0	67	22.4
GOLSON, Malik	7	11	70	6.4	1	15	10.0
GAINEY, L.J.	6	6	25	4.2	0	10	4.2
GRAY, Tyre	7	5	45	9.0	1	25	6.4
TAYLOR, Sterling	6	1	16	16.0	0	16	2.7
BOLING, Chase	6	1	8	8.0	0	8	1.3
GORDON, Trae	6	1	6	6.0	0	6	1.0
PERKINS, Rajai	7	1	1	1.0	0	1	0.1
Total	7	188	2219	11.8	20	87	317.0
Opponents	7	160	2014	12.6	11	75	287.7

Field Goals	fg	pct.	01-19	20-29	30-39	40-49	50-99	lg	blk
MITCHELL, Connor	13-19	68.4	0-0	2-2	7-11	3-5	1-1	50	0

Scoring			PAT						
	td	fg	kick	rush	rcv	pass	dxp	saf	pts
MITCHELL, Connor	-	13-19	23-23	-	-	-	-	-	62
GANDY, Jordon	8	-	-	-	-	-	-	-	48
JOHNSON, Demetri	4	-	-	-	-	-	-	-	24
MCGRAW, Mareio	4	-	-	-	-	-	-	-	24
BLACKBURN, Jess	3	-	-	-	1	-	-	-	20
MOSS, Jonathan	2	-	-	-	-	-	-	-	12
STULTS, Mitch	2	-	-	-	-	1-1	-	-	12
GRAY, Tyre	2	-	-	-	-	-	-	-	12
GOLSON, Malik	1	-	-	-	-	-	-	-	6
HUMPHRIES, KD	1	-	-	-	-	0-2	-	-	6
Total	27	13-19	23-23	-	1	1-4	-	-	226
Opponents	24	10-19	18-20	2-2	2	2-2	-	1	202

Score by Quarters	1st	2nd	3rd	4th	OT	Total
Murray St.	34	61	54	77	0	226
Opponents	62	48	21	71	0	202

Record:	Overall	Home	Away	Neutral
All games	4-3	1-3	3-0	0-0
Conference	4-3	1-3	3-0	0-0
Non-Conference	0-0	0-0	0-0	0-0

Team Statistics	MUR	OPP
FIRST DOWNS	136	184
Rushing	38	71
Passing	77	93
Penalty	21	20
RUSHING YARDAGE	641	1302
Rushing Attempts	228	291
Average Per Rush	2.8	4.5
Average Per Game	91.6	186.0
TDs Rushing	7	12
PASSING YARDAGE	2219	2014
Comp-Att-Int	188-296-4	160-285-10
Average Per Pass	7.5	7.1
Average Per Catch	11.8	12.6
Average Per Game	317.0	287.7
TDs Passing	20	11
TOTAL OFFENSE	2860	3316
Average Per Play	5.5	5.8
Average Per Game	408.6	473.7
KICK RETURNS: #-Yards	25-411	34-838
PUNT RETURNS: #-Yards	10-100	13-76
INT RETURNS: #-Yards	10-91	4-59
FUMBLES-LOST	7-3	16-10
PENALTIES-Yards	49-467	67-575
PUNTS-AVG	42-42.0	36-38.6
TIME OF POSSESSION/G	27:03	32:57
3RD-DOWN Conversions	29/111	47/115
4TH-DOWN Conversions	7/13	7/11

Interceptions	no.	yds	avg	td	lg
WADE, D'Montre	2	13	6.5	0	13
SHIPLEY, Zach	1	5	5.0	0	5
FOSTER, Isaiah	1	17	17.0	0	17
WALTON, Nigel	1	2	2.0	0	2
WADE, Zachary	1	18	18.0	0	18
BOONE, Dylan	1	0	0.0	0	0
QUINN, Troy-Wayn	1	0	0.0	0	0
WILLARD, Greg	1	0	0.0	0	0
OWENS, Silas	1	36	36.0	0	36

Punting	no.	yds	avg	lg	tb	fc	i2050+	blk
STRATTON, Lando	42	176	42.0	66	3	13	11	7

Punt Returns	no.	yds	avg	td	lg
GOLSON, Malik	6	74	12.3	0	46
BLACKBURN, Jess	4	26	6.5	0	13
Total	10	100	10.0	0	46
Opponents	13	76	5.8	0	23

Kick Returns	no.	yds	avg	td	lg
GOLSON, Malik	7	107	15.3	0	40
WADE, D'Montre	6	120	20.0	0	37
SANFORD, Marque	4	93	23.2	0	37
JOHNSON, Demetri	3	37	12.3	0	15
MCGRAW, Mareio	2	31	15.5	0	17
JACKSON, Jonatha	1	10	10.0	0	10
BOLING, Chase	1	5	5.0	0	5
GANDY, Jordon	1	8	8.0	0	8
Total	25	411	16.4	0	40
Opponents	34	838	24.6	0	39

All Purpose	g	rush	rcv	pr	kr	ir	total	avg/g
GANDY, Jord	7	5	652	0	8	0	665	95.0
MCGRAW, M	7	456	157	0	31	0	644	92.0
BLACKBURN,	7	19	599	26	0	0	644	92.0
JOHNSON, D	6	149	257	0	37	0	443	73.8
GOLSON, Ma	7	0	70	74	107	0	251	35.9
Total	7	641	2219	100	411	91	3462	494.6
Opponents	7	1302	2014	76	838	59	4289	612.7

Total Offense	g	plays	rush	pass	total	avg/g
HUMPHRIES, KD	7	356	14	2219	2233	319.0
MCGRAW, Mareio	7	84	456	0	456	65.1

2016 MURRAY STATE BOX SCORES



Quickie Statistics (Final)

Murray St. vs Illinois (Sep 03, 2016 at Champaign, Ill.)

	MUR	ILL
Score	3	52
FIRST DOWNS	13	21
RUSHES-YARDS (NET)	26-10	40-287
PASSING YDS (NET)	175	228
Passes Att-Comp-Int	35-21-2	24-16-0
TOTAL OFFENSE PLAYS-YARDS	61-165	64-515
Fumble Returns-Yards	0-0	0-0
Punt Returns-Yards	1--1	3-20
Kickoff Returns-Yards	4-68	1-8
Interception Returns-Yards	0-0	2-2
Punts (Number-Avg)	7-42.4	4-43.0
Fumbles-Lost	1-1	1-0
Penalties-Yards	4-29	7-55
Possession Time	26:32	33:28
Third-Down Conversions	4 of 16	6 of 12
Fourth-Down Conversions	0 of 0	1 of 1
Red-Zone Scores-Chances	1-1	3-4

Murray St.

Rushing	No.	Gain	Loss	Net	TD	Lg	Avg
DODSON, Mark	4	16	0	16	0	12	4.0
MCGRAW, Mareio	2	6	0	6	0	3	3.0
HARTZ, Houston	1	6	0	6	0	6	6.0
GORDON, Trae	2	2	0	2	0	2	1.0

Passing	C-A-I	Yds	TD	Long	Sack
HUMPHRIES, KD	18-31-2	163	0	30	5
BIRSE, Cameron	2-3-0	18	0	13	1

Receiving	No.	Yards	TD	Long
JOHNSON, Demetri	5	26	0	15
BLACKBURN, Jess	4	48	0	17
STULTS, Mitch	3	12	0	13
GANDY, Jordan	2	36	0	29

Punting	No.	Yds	Avg	Long	In20	TD
STRATTON, Lando	7	297	42.4	51	1	1

Punt Returns	No.	Yards	TD	Long
GOLSON, Malik	1	-1	0	0

Kick Returns	No.	Yards	TD	Long
GOLSON, Malik	2	33	0	20
MCGRAW, Mareio	1	16	0	16

Tackles	UA-A	Total	Sacks	TFL
CRITTENDON, La	2-6	8	0.0	1.0
BOONE, Dylan	5-2	7	0.0	0.0
WILLIAMS, Quinc	0-7	7	0.0	0.0
WADE, Zachary	2-4	6	0.0	0.0

Qtr	Time	Scoring Play	V-H
1st	10:09	ILL - Turner, Malik 5 yd pass from Lunt, Wes (McLaughlin, C. kick), 8-37 4:14	0 - 7
	07:47	ILL - Turner, Malik 68 yd pass from Lunt, Wes (McLaughlin, C. kick), 1-68 0:12	0 - 14
	09:36	ILL - Vaughn, Ke'Shawn 2 yd run (McLaughlin, C. kick), 4-59 1:58	0 - 21
2nd	04:26	ILL - Foster, K. 56 yd run (McLaughlin, C. kick), 4-68 2:00	0 - 28
	00:48	MUR - MITCHELL, Connor 34 yd field goal, 10-64 3:38	3 - 28
	00:26	ILL - Foster, K. 56 yd run (McLaughlin, C. kick), 3-65 0:22	3 - 35
3rd	05:51	ILL - Cain, Desmond 30 yd pass from Lunt, Wes (McLaughlin, C. kick), 11-80 5:22	3 - 42
	14:13	ILL - Corbin, Reggie 1 yd run (McLaughlin, C. kick), 8-75 4:16	3 - 49
4th	08:44	ILL - McLaughlin, C. 48 yd field goal, 7-35 4:00	3 - 52



Quickie Statistics (Final)

Missouri St. vs Murray St. (Sep 10, 2016 at Murray, Ky.)

	MSU	MUR
Score	28	22
FIRST DOWNS	23	21
RUSHES-YARDS (NET)	52-174	30-72
PASSING YDS (NET)	295	356
Passes Att-Comp-Int	37-21-1	52-35-3
TOTAL OFFENSE PLAYS-YARDS	89-469	82-428
Fumble Returns-Yards	0-0	1-20
Punt Returns-Yards	1--18	2-2
Kickoff Returns-Yards	3-79	1-23
Interception Returns-Yards	3-15	1-4
Punts (Number-Avg)	6-36.8	6-30.0
Fumbles-Lost	2-1	1-1
Penalties-Yards	12-130	9-75
Possession Time	34:43	25:17
Third-Down Conversions	8 of 20	9 of 21
Fourth-Down Conversions	1 of 3	0 of 1
Red-Zone Scores-Chances	2-4	4-5

Missouri St.

Rushing	No.	Gain	Loss	Net	TD	Lg	Avg
Calan Crowder	19	99	2	97	1	22	5.1
Jason Randall	17	39	2	37	0	7	2.2
Brendan Withrow	1	13	0	13	0	13	13.0
Deion Holliman	1	12	0	12	0	12	12.0

Passing	C-A-I	Yds	TD	Long	Sack
Breck Ruddick	21-37-1	295	3	46	1

Receiving	No.	Yards	TD	Long
Deion Holliman	5	66	0	20
Malik Earl	4	98	0	46
Zac Hoover	2	53	1	39
Erik Furmanek	2	15	0	9

Punting	No.	Yds	Avg	Long	In20	TD
Zach Drake	3	96	32.0	37	3	0
Brendan Withrow	3	125	41.7	47	0	1

Punt Returns	No.	Yards	TD	Long
Deion Holliman	1	-18	0	0

Kick Returns	No.	Yards	TD	Long
Deion Holliman	3	79	0	41

Tackles	UA-A	Total	Sacks	TFL
Dylan Cole	9-5	14	0.0	0.5
McNiece Egbin	5-7	12	0.5	1.0
Cameron Price	6-0	6	0.0	1.0
Anthony Upchurch	4-2	6	0.0	1.0

Qtr	Time	Scoring Play	V-H
1st	11:58	MSU - Zac Hoover 39 yd pass from Breck Ruddick (Zach Drake kick), 4-55 1:20	7 - 0
	01:50	MUR - MITCHELL, Connor 31 yd field goal, 7-36 2:22	7 - 3
2nd	06:35	MSU - Jason Randall 25 yd pass from Breck Ruddick (Zach Drake kick failed), 5-54 2:15	13 - 3
	05:43	MUR - GANDY, Jordan 65 yd pass from HUMPHRIES, KD (MITCHELL, Connor kick), 4-74 0:52	13 - 10
	03:15	MSU - Adam St. Peter 8 yd pass from Breck Ruddick (Jared Beshore rush), 7-75 2:28	21 - 10
	00:31	MUR - MITCHELL, Connor 36 yd field goal, 11-50 2:43	21 - 13
3rd	01:46	MUR - GANDY, Jordan 1 yd pass from HUMPHRIES, KD (STULTS, Mitch rush failed), 9-66 2:42	21 - 19
4th	06:25	MSU - Calan Crowder 16 yd run (Zach Drake kick), 9-85 4:10	28 - 19
	01:29	MUR - MITCHELL, Connor 37 yd field goal, 11-70 1:48	28 - 22



Quickie Statistics (Final)

Murray St. vs Southern Ill. (Sep 17, 2016 at Carbondale, Ill.)

	MUR	SIU
Score	17	50
FIRST DOWNS	12	30
RUSHES-YARDS (NET)	36-110	49-269
PASSING YDS (NET)	209	289
Passes Att-Comp-Int	31-16-3	38-27-0
TOTAL OFFENSE PLAYS-YARDS	67-319	87-558
Fumble Returns-Yards	0-0	0-0
Punt Returns-Yards	0-0	2-10
Kickoff Returns-Yards	6-105	2-134
Interception Returns-Yards	0-0	3-0
Punts (Number-Avg)	8-49.4	6-36.3
Fumbles-Lost	0-0	4-1
Penalties-Yards	6-53	6-44
Possession Time	27:25	32:35
Third-Down Conversions	4 of 18	4 of 15
Fourth-Down Conversions	0 of 2	2 of 3
Red-Zone Scores-Chances	2-3	4-4

Murray St.

Rushing	No.	Gain	Loss	Net	TD	Lg	Avg
MCGRAW, Mareio	5	79	1	78	1	68	15.6
JOHNSON, Demetri	18	57	7	50	0	15	2.8
GORDON, Trae	7	5	0	5	0	2	0.7
TEAM	1	0	3	-3	0	0	-3.0

Passing	C-A-I	Yds	TD	Long	Sack
BIRSE, Cameron	15-29-2	210	1	64	4
BLACKBURN, Jesse	1-1-0	-1	0	0	0

Receiving	No.	Yards	TD	Long
GOLSON, Malik	4	28	0	15
BLACKBURN, Jesse	4	4	0	6
GANDY, Jordan	3	106	1	64
JOHNSON, Demetri	2	20	0	10

Punting	No.	Yds	Avg	Long	In20	TD
STRATTON, Lando	8	395	49.4	78	3	0

Punt Returns	No.	Yards	TD	Long
GOLSON, Malik	2	43	0	24
SANFORD, Marque	1	14	0	14

Kick Returns	No.	Yards	TD	Long
GOLSON, Malik	2	43	0	24
SANFORD, Marque	1	14	0	14

Tackles	UA-A	Total	Sacks	TFL
WADE, D'Montre	8-1	9	0.0	0.0
WADE, Zachary	7-2	9	0.0	0.0
RODRIGUEZ, Sean	3-4	7	0.0	0.0

Qtr	Time	Scoring Play	V-H
1st	14:46	SIU - Davis, D.J. 98 yd kickoff return (Sotiropoulos, M kick)	0 - 7
	12:39	SIU - Sotiropoulos, M 23 yd field goal, 6-11 1:36	0 - 10
	07:59	SIU - Davis, D.J. 4 yd pass from Straughan, Josh (Sotiropoulos, M kick), 11-94 3:32	0 - 17
	05:33	MUR - MITCHELL, Connor 25 yd field goal, 7-72 2:19	3 - 17
	03:13	SIU - Jones, Jimmy 17 yd pass from Straughan, Josh (Sotiropoulos, M kick), 7-82 2:19	3 - 24
	00:52	MUR - GANDY, Jordan 14 yd pass from BIRSE, Cameron (MITCHELL, Connor kick), 1-14 0:06	10 - 24
2nd	09:19	SIU - Varble, Jacob 25 yd pass from Straughan, Josh (Sotiropoulos, M kick), 9-69 3:02	10 - 31
	00:18	SIU - DeSomer, Matt 1 yd run (Sotiropoulos, M kick), 9-82 3:05	10 - 38
	07:33	SIU - Reed, Billy 29 yd pass from Straughan, Josh (Sotiropoulos, M kick failed), 10-68 3:03	10 - 44
4th	10:10	MUR - MCGRAW, Mareio 68 yd run (MITCHELL, Connor kick), 1-68 0:10	17 - 44
	10:01	SIU - Walter, Cameron 91 yd run (Sotiropoulos, M kick failed), 1-51 0:08	17 - 50



Quickie Statistics (Final)

Southeast Mo. St. vs Murray St. (Sep 24, 2016 at Murray, Ky.)

	SEMO	MUR
Score	17	16
FIRST DOWNS	26	13
RUSHES-YARDS (NET)	46-119	25-9
PASSING YDS (NET)	266	343
Passes Att-Comp-Int	45-20-1	34-23-0
TOTAL OFFENSE PLAYS-YARDS	91-385	59-532
Fumble Returns-Yards	0-0	0-0
Punt Returns-Yards	3-36	2-13
Kickoff Returns-Yards	3-81	3-38
Interception Returns-Yards	0-0	1-0
Punts (Number-Avg)	7-22.3	9-44.9
Fumbles-Lost	3-1	0-0
Penalties-Yards	5-40	6-56
Possession Time	35:30	24:30
Third-Down Conversions	11 of 23	4 of 15
Fourth-Down Conversions	3 of 3	0 of 0
Red-Zone Scores-Chances	2-4	1-3

Southeast Mo. St.

Rushing	No.	Gain	Loss	Net	TD	Lg	Avg
Will Young	16	42	4	38	0	8	2.4
Tremaine McCullough	6	37	4	33	0	14	5.5
Cameron Sanders	8	29	2	27	0	16	3.4
Chase Abbingdon	7	21	1	20	0	9	2.9

Passing	C-A-I	Yds	TD	Long	Sack
Jesse Hosket	19-44-1	257	2	31	5
Tyler Manne	1-1-0	9	0	9	0

Receiving	No.	Yards	TD	Long
Tremaine McCullough	9	94	1	24
Adrian Davis	3	52	1	22
Tyler McLemore	2	56	0	31
Kristian Wilkerson	2	24	0	19

Punting	No.	Yds	Avg	Long	In20	TD
Alex Knight	7	296	42.3	52	4	0

Punt Returns	No.	Yards	TD	Long
Tremaine McCullough	3	36	0	23

Kick Returns	No.	Yards	TD	Long
Cameron Sanders	3	81	0	39

Tackles	UA-A	Total	Sacks	TFL
Roper Garrett	4-5	9	1.0	2.5
Kendall Donneroso	3-3	6	0.5	2.0
JJ Flye	4-1	5	0.0	0.0
Zach Hall	2-3	5	0.0	1.0

Qtr	Time	Scoring Play	V-H
1st	08:35	SEMO - Tremaine McCullough 11 yd pass from Jesse Hosket (Ryan McCrum kick), 14-75 6:25	7 - 0
	06:57	MUR - JOHNSON, Demetri 67 yd pass from HUMPHRIES, KD (MITCHELL, Connor kick), 6-83 1	7 - 7
3rd	07:07	MUR - GRAY, Tyre 1 yd run (STRATTON, Lando pass failed), 4-88 1:14	7 - 13
	00:39	SEMO - Ryan McCrum 44 yd field goal, 8-53 2:09	10 - 13
4th	11:50	MUR - MITCHELL, Connor 39 yd field goal, 4-9 1:56	10 - 16
	01:05	SEMO - Adrian Davis 20 yd pass from Jesse Hosket (Ryan McCrum kick), 4-58 1:28	17 - 16



2016 MURRAY STATE BOX SCORES



Quickie Statistics (Final)

Murray St. vs Austin Peay (Oct 01, 2016 at Clarksville, TN)



Quickie Statistics (Final)

UT Martin vs Murray St. (Oct 15, 2016 at Murray, Ky.)



	MUR	APSU
Score	45	17
FIRST DOWNS	34	20
RUSHES-YARDS (NET)	35-110	35-184
PASSING YDS (NET)	455	171
Passes Att-Comp-Int	60-49-1	24-16-1
TOTAL OFFENSE PLAYS-YARDS	95-565	59-355
Fumble Returns-Yards	0-0	0-0
Punt Returns-Yards	4-37	0-0
Kickoff Returns-Yards	4-98	4-68
Interception Returns-Yards	1-17	1-0
Punts (Number-Avg)	0-0-0	5-39.2
Fumbles-Lost	2-2	2-1
Penalties-Yards	8-90	12-92
Possession Time	32:50	27:10
Third-Down Conversions	10 of 19	3 of 10
Fourth-Down Conversions	3 of 4	0 of 1
Red-Zone Scores-Chances	6-8	1-2

Murray St.	No.	Gain	Loss	Net	TD	Lg	Avg
Rushing							
MCGRAW, Mareio	16	92	6	86	0	19	5.4
GORDON, Trae	7	24	1	23	0	11	3.3
HUMPHRIES, KD	9	24	21	3	1	10	0.3
STULTS, Mitch	1	1	0	1	0	1	1.0
C-A-I	Yds	TD	Long	Sack			
HUMPHRIES, KD	49-60-1	455	5	27	3		
Receiving	No.	Yards	TD	Long			
GANDY, Jordan	13	147	3	23			
BLACKBURN, Jesse	8	94	1	19			
STULTS, Mitch	7	61	1	27			
MOSS, Jonathan	5	42	0	22			
Punting	No.	Yds	Avg	Long	In20	TB	
Punt Returns	No.	Yards	TD	Long			
GOLSON, Malik	2	24	0	23			
BLACKBURN, Jess	2	13	0	13			
Kick Returns	No.	Yards	TD	Long			
SANFORD, Marque	3	80	0	37			
WADE, D'Montre	1	18	0	18			
Tackles	UA-A	Total	Sacks	TFL			
BOONE, Dylan	5-5	10	0.0	0.0			
RODRIGUEZ, Sean	5-5	10	0.0	0.0			
OMLI, Toby	6-3	9	0.0	0.0			
PAIGE, Marico	5-2	7	1.0	1.0			

Austin Peay	No.	Gain	Loss	Net	TD	Lg	Avg
Rushing							
HAYS, Tommy	13	78	16	62	2	22	4.8
MORRIS, Kendall	8	57	0	57	0	27	7.1
MODODU, Prince	3	30	0	30	0	14	10.0
MOORE, Kyran	2	13	0	13	0	12	6.5
C-A-I	Yds	TD	Long	Sack			
HAYS, Tommy	14-17-1	160	0	27	2		
MITCHELL, Timar	2-6-0	11	0	8	1		
Receiving	No.	Yards	TD	Long			
BEARD, Jared	7	60	0	21			
MOORE, Kyran	3	47	0	27			
COLEMAN, Rashad	3	30	0	15			
FLOYD, Zeandre	1	16	0	16			
Punting	No.	Yds	Avg	Long	In20	TB	
STUART, Devin	5	196	39.2	55	0	0	
Punt Returns	No.	Yards	TD	Long			
Kick Returns	No.	Yards	TD	Long			
MOORE, Kyran	4	68	0	21			
Tackles	UA-A	Total	Sacks	TFL			
BOND, James	6-6	12	0.0	0.5			
ALEXANDER, Neo	3-9	12	0.0	0.5			
BOYNTON, Malik	8-2	10	0.0	1.0			
OWENS, Roderick	5-4	9	0.0	1.0			

	UTM	MUR
Score	38	31
FIRST DOWNS	22	17
RUSHES-YARDS (NET)	42-129	27-121
PASSING YDS (NET)	317	248
Passes Att-Comp-Int	38-21-0	44-23-1
TOTAL OFFENSE PLAYS-YARDS	80-446	71-369
Fumble Returns-Yards	0-0	0-0
Punt Returns-Yards	3-14	0-0
Kickoff Returns-Yards	5-140	6-102
Interception Returns-Yards	1-36	0-0
Punts (Number-Avg)	5-37.0	7-47.3
Fumbles-Lost	2-2	1-1
Penalties-Yards	12-108	9-98
Possession Time	36:01	23:59
Third-Down Conversions	8 of 17	3 of 16
Fourth-Down Conversions	0 of 0	0 of 2
Red-Zone Scores-Chances	4-4	1-2

UT Martin	No.	Gain	Loss	Net	TD	Lg	Avg
Rushing							
BOWE, Jaimiee	19	65	14	51	0	14	2.7
GRAYSON, Marquez	7	47	2	45	0	26	6.4
HOLLINGSWORTH,	6	25	0	25	0	6	4.2
COOK, Troy	5	13	3	10	0	8	2.0
C-A-I	Yds	TD	Long	Sack			
COOK, Troy	21-38-0	317	3	75	1		
Receiving	No.	Yards	TD	Long			
AXLINE, Ben	6	64	1	14			
LEE, Londell	4	68	1	47			
KERRICK, Kyle	4	51	0	35			
McKILLION, Greg	3	92	1	75			
Punting	No.	Yds	Avg	Long	In20	TB	
ARKELIAN, Brett	5	185	37.0	48	1	0	
Punt Returns	No.	Yards	TD	Long			
LEE, Londell	3	14	0	9			
Kick Returns	No.	Yards	TD	Long			
MARTIN, Tae	5	140	0	36			
Tackles	UA-A	Total	Sacks	TFL			
GILLEYLEN, Jame	4-5	10	0.0	0.0			
ESTE, Joseph	5-4	8	0.0	1.0			

Murray St.	No.	Gain	Loss	Net	TD	Lg	Avg
Rushing							
MCGRAW, Mareio	10	110	0	110	1	65	11.0
BLACKBURN, Jesse	4	20	1	19	0	12	4.8
JOHNSON, Demetric	4	5	1	4	0	3	1.0
GRAY, Tyre	1	1	0	1	0	1	1.0
C-A-I	Yds	TD	Long	Sack			
HUMPHRIES, KD	23-44-1	248	3	50	4		
Receiving	No.	Yards	TD	Long			
GANDY, Jordan	8	118	1	50			
BLACKBURN, Jesse	5	55	1	23			
MOSS, Jonathan	2	28	1	23			
MCGRAW, Mareio	2	18	0	13			
Punting	No.	Yds	Avg	Long	In20	TB	
STRATTON, London	7	331	47.3	50	1	0	
Punt Returns	No.	Yards	TD	Long			
Kick Returns	No.	Yards	TD	Long			
GOLSON, Malik	4	73	0	40			
MCGRAW, Mareio	1	14	0	14			
Tackles	UA-A	Total	Sacks	TFL			
PAIGE, Marico	6-3	9	0.0	1.0			
RODRIGUEZ, Sean	6-2	8	0.0	0.0			

Qtr	Time	Scoring Play	V-H
1st	11:53	UTM - MERSMAN, Mitch 37 yd field goal, 7-49 3:07	3 - 0
	08:05	MUR - GANDY, Jordan 2 yd pass from HUMPHRIES, KD (MITCHELL, Connor kick), 1-6 0:08	3 - 7
	03:06	MUR - AXLINE, Ben 4 yd pass from COOK, Troy (MERSMAN, Mitch kick), 12-66 4:52	10 - 7
	02:34	UTM - MARTIN, Tae 36 yd interception return (MERSMAN, Mitch kick)	17 - 7
	08:15	UTM - MERSMAN, Mitch 39 yd field goal, 4-8 1:31	20 - 7
2nd	06:59	MUR - MCGRAW, Mareio 65 yd run (MITCHELL, Connor kick), 6-96 2:34	20 - 14
	06:15	MUR - MOSS, Jonathan 23 yd pass from HUMPHRIES, KD (MITCHELL, Connor kick), 2-23 0:32	20 - 21
	03:17	UTM - LEE, Londell 11 yd pass from COOK, Troy (MERSMAN, Mitch kick), 7-86 2:51	27 - 21
4th	14:57	UTM - MERSMAN, Mitch 37 yd field goal, 13-57 5:51	30 - 21
	12:55	MUR - BLACKBURN, Jesse 23 yd pass from HUMPHRIES, KD (MITCHELL, Connor kick), 6-84 1:31	30 - 28
	10:06	MUR - MITCHELL, Connor 50 yd field goal, 6-29 1:42	30 - 31
	09:56	UTM - McKILLION, Greg 75 yd pass from COOK, Troy (BOWE, Jaimiee rush), 1-75 0:10	38 - 31



Quickie Statistics (Final)

Murray St. vs #15 Eastern Illinois (Oct 22, 2016 at Charleston, Ill.)



Quickie Statistics (Final)

#25 Tennessee St. vs Murray St. (Oct 29, 2016 at Murray, Ky.)



	MUR	EIU
Score	40	38
FIRST DOWNS	19	29
RUSHES-YARDS (NET)	38-236	49-224
PASSING YDS (NET)	299	342
Passes Att-Comp-Int	43-23-0	43-28-3
TOTAL OFFENSE PLAYS-YARDS	81-535	92-566
Fumble Returns-Yards	0-0	0-0
Punt Returns-Yards	0-0	1-7
Kickoff Returns-Yards	4-62	8-64
Interception Returns-Yards	3-36	0-0
Punts (Number-Avg)	4-42.2	4-32.8
Fumbles-Lost	0-0	4-3
Penalties-Yards	9-61	7-65
Possession Time	26:30	33:30
Third-Down Conversions	1 of 15	10 of 19
Fourth-Down Conversions	1 of 3	2 of 2
Red-Zone Scores-Chances	6-6	3-3

Murray St.	No.	Gain	Loss	Net	TD	Lg	Avg
Rushing							
MCGRAW, Mareio	15	145	6	139	1	77	9.3
JOHNSON, Demetric	13	66	6	60	1	14	4.6
HUMPHRIES, KD	7	33	2	31	0	13	4.4
JACKSON, Jonathan	1	10	0	10	0	10	10.0
C-A-I	Yds	TD	Long	Sack			
HUMPHRIES, KD	23-43-0	299	1	87	0		
Receiving	No.	Yards	TD	Long			
BLACKBURN, Jesse	4	147	1	87			
JOHNSON, Demetric	4	45	0	26			
GANDY, Jordan	3	30	0	17			
GOLSON, Malik	3	26	0	10			
Punting	No.	Yds	Avg	Long	In20	TB	
STRATTON, London	4	169	42.2	45	1	0	
Punt Returns	No.	Yards	TD	Long			
GOLSON, Malik	2	35	0	20			
WADE, D'Montre	2	27	0	14			
Kick Returns	No.	Yards	TD	Long			
PAIGE, Marico	5-8	13	0.0	0.0			
FOSTER, Isaiah	7-4	11	0.0	1.5			
Tackles	UA-A	Total	Sacks	TFL			
McDONALD, Seth	5-8	13	0.0	0.0			
DEWBERRY, B	7-2	9	0.0	0.0			

Eastern Illinois	No.	Gain	Loss	Net	TD	Lg	Avg
Rushing							
CHURCH, Devin	25	156	1	155	2	16	6.2
ANDERSON, C	6	24	0	24	0	12	4.0
KIMBLE, Mitch	6	22	1	21	0	8	3.5
McCULLOUGH, D	6	15	1	14	0	6	2.3
C-A-I	Yds	TD	Long	Sack			
KIMBLE, Mitch	16-19-0	200	2	51	1		
MARTIN, Bud	7-14-2	119	0	38	0		
Receiving	No.	Yards	TD	Long			
TURNER, Dennis	5	68	0	37			
CHURCH, Devin	4	58	1	51			
GOSAGE, Paul	3	37	0	18			
TAYLOR, Anthony	3	20	0	7			
Punting	No.	Yds	Avg	Long	In20	TB	
EDWARDS, Cody	4	131	32.8	39	1	0	
Punt Returns	No.	Yards	TD	Long			
GOOCH, Aaron	1	7	0	7			
Kick Returns	No.	Yards	TD	Long			
CHURCH, Devin	3	74	0	29			
McCULLOUGH, D	2	41	0	23			
Tackles	UA-A	Total	Sacks	TFL			
McDONALD, Seth	5-8	13	0.0	0.0			
DEWBERRY, B	7-2	9	0.0	0.0			

										TSU		MUR											
Score										31	38												
FIRST DOWNS										32	21												
RUSHES-YARDS (NET)										39-226	28-59												
PASSING YDS (NET)										329	398												
Passes Att-Comp-Int										42-27-2	35-27-0												
TOTAL OFFENSE PLAYS-YARDS										81-555	63-457												
Fumble Returns-Yards										0-0	0-0												
Punt Returns-Yards										2-10	1-9												
Kickoff Returns-Yards										5-142	2-26												
Interception Returns-Yards										0-0	2-7												
Punts (Number-Avg)										2-43.5	5-34.2												
Fumbles-Lost										0-0	1-0												
Penalties-Yards										14-105	4-51												
Possession Time										36:39	23:21												
Third-Down Conversions										4 of 13	7 of 14												
Fourth-Down Conversions										1 of 2	0 of 0												
Red-Zone Scores-Chances										6-8	1-2												
Tennessee St.										Murray St.													
Rushing										No.		Gain		Loss		Net		TD		Lg		Avg	
BUTLER, Ronald										13	124	15	109	0	25	8	4	32	0	17	3.6		
EVANS, Erick										16	71	5	66	0	14	4	1	10	2	4	3		
CURTIS, Sabree										8	46	0	46	0	15	5.8							
ROWLAND, Chris										2	6	1	5	0	6	2.5							
Passing										C-A-I		Yds		TD		Long		Sack					
BUTLER, Ronald										27	41-2	329	3	39	2								
TEAM										0	1-0	0	0	0	0								
Receiving										No.		Yards		TD		Long							
SMITH, Patrick										6	74	2	28										
ROWLAND, Chris										5	70	0	39										
NEWBOLD, Steven										4	57	0	38										
CURTIS, Sabree										3	41	1	22										
Punting										No.		Yds		Avg		Long		In20		TB			
ROWLEY, Austin										2	87	43.5	49	0	0	0							
Punt Returns										No.		Yards		TD		Long							
ROWLAND, Chris										2	10	0	11										
Kick Returns										No.		Yards		TD		Long							
ROWLAND, Chris										5	142	0	35										
Tackles										UA-A		Total		Sacks		TFL							
COOK, Laquarius										2-9	11	0.0	0.0										
COLLINS, Chris										3-6	9	0.0	0.0										
Qtr										Time										V-H			
1st										08:09										TSU - CLARK, Lane 25 yd field goal, 14-64 6:51		3 - 0	
										04:08										MUR - GRAY, Tyre 25 yd pass from HUMPHRIES, KD (MITCHELL, Connor kick), 5-56 1:08		3 - 7	
										00:04										MUR - JOHNSON, Demetric 52 yd pass from HUMPHRIES, KD (MITCHELL, Connor kick), 3-58 1		3 - 14	
2nd										12:31										TSU - SMITH, Patrick 20 yd pass from BUTLER, Ronald (CLARK, Lane kick), 6-64 2:33		10 - 14	
										10:13										MUR - MITCHELL, Connor 40 yd field goal, 7-43 2:18		10 - 17	
										06:11										TSU - CURTIS, Sabree 16 yd pass from BUTLER, Ronald (CLARK, Lane kick), 8-91 3:54		17 - 17	
										00:00										TSU - CLARK, Lane 25 yd field goal, 8-73 0:49		20 - 17	
3rd										12:33										MUR - JOHNSON, Demetric 39 yd pass from HUMPHRIES, KD (MITCHELL, Connor kick), 8-71 2		20 - 24	
										07:42										MUR - GOLSON, Malik 6 yd pass from HUMPHRIES, KD (MITCHELL, Connor kick), 5-50 1:52		20 - 31	
4th										08:09										TSU - CLARK, Lane 20 yd field goal, 6-43 1:38		17 - 31	
										08:56										MUR - GRAY, Jordan 75 yd pass from HUMPHRIES, KD (MITCHELL, Connor kick), 1-75 0:13		23 - 38	
										07:23										TSU - SMITH, Patrick 13 yd pass from BUTLER, Ronald (BUTLER, Ronald pass from SMITH, Pat		31 - 38	

2016 MURRAY STATE BOX SCORES



Quickie Statistics (Final)
Murray St. vs Eastern Kentucky (Nov 05, 2016 at Richmond, Ky.)



Quickie Statistics (Final)
#1 Jacksonville St. vs Murray St. (Nov 12, 2016 at Murray, Ky.)



	MUR	EKU
Score	41	28
FIRST DOWNS	17	29
RUSHES-YARDS (NET)	37-66	42-146
PASSING YDS (NET)	338	328
Passes Att-Comp-Int	33-21-1	49-25-1
TOTAL OFFENSE PLAYS-YARDS	70-404	91-474
Fumble Returns-Yards	0-0	0-0
Punt Returns-Yards	0-0	2--4
Kickoff Returns-Yards	2-36	6-173
Interception Returns-Yards	1-0	1-4
Punts (Number-Avg)	5-44.4	4-42.0
Fumbles-Lost	1-0	5-3
Penalties-Yards	7-72	6-54
Possession Time	25:25	34:35
Third-Down Conversions	2 of 12	6 of 17
Fourth-Down Conversions	0 of 1	1 of 2
Red-Zone Scores-Chances	6-7	3-6

Murray St.

Rushing	No.	Gain	Loss	Net	TD	Lg	Avg
JOHNSON, Demetric	11	46	5	41	0	10	3.7
MCGRAW, Mareio	14	36	8	28	2	8	2.0
GANDY, Jordon	1	5	0	5	0	5	5.0
HUMPHRIES, KD	8	30	25	5	0	9	0.6

Passing	C-A-I	Yds	TD	Long	Sack
HUMPHRIES, KD	21-33-1	338	3	74	4

Receiving	No.	Yards	TD	Long
GANDY, Jordon	6	218	2	74
MOSS, Jonathan	4	55	1	20
FEIGINS, Jensen	4	34	0	11
BLACKBURN, Jesse	2	25	0	15

Punting	No.	Yds	Avg	Long	In20	TB
STRATTON, Landon	5	222	44.4	50	1	0

Punt Returns	No.	Yards	TD	Long
--------------	-----	-------	----	------

Kick Returns	No.	Yards	TD	Long
WADE, D'Montre	1	37	0	37
GOLSON, Malik	1	-1	0	0

Tackles	UA-A	Total	Sacks	TFL
WADE, Zachary	8-9	17	0.0	0.5
CRITTENDON, La	3-7	10	0.0	1.5

Eastern Kentucky

Rushing	No.	Gain	Loss	Net	TD	Lg	Avg
THOMAS, Ethan	12	56	1	55	1	23	4.6
SMITH, James	6	50	4	46	1	33	7.7
ENYENIHI, Henry	10	38	3	35	0	19	3.5
McCLESKEY, D.	4	22	0	22	0	10	5.5

Passing	C-A-I	Yds	TD	Long	Sack
SWAFFORD, Tyler	22-46-1	289	0	48	2
SMITH, James	3-3-0	39	0	25	0

Receiving	No.	Yards	TD	Long
MARKUSH, Ryan	9	82	0	16
CRIMMINS, Dan	6	124	0	28
BORDERS, Devin	5	82	0	48
FOGLE, Cameron	3	24	0	11

Punting	No.	Yds	Avg	Long	In20	TB
WRZUSZCZAK, K.	4	168	42.0	48	2	0

Punt Returns	No.	Yards	TD	Long
NORTHINGTON, K	2	-4	0	4

Kick Returns	No.	Yards	TD	Long
SANDERS, Jared	4	122	0	38
BEASLEY, Arien	1	25	0	25

Tackles	UA-A	Total	Sacks	TFL
CANADY, Jeffrey	12-5	17	0.0	3.0
BASCOM, Ben	4-1	5	0.0	3.0

Qtr	Time	Scoring Play	V-H
1st	07:03	EKU - SMITH, James 33 yd run (BETHEL, Nigel rush), 6-70 3:01	0 - 8
2nd	03:05	EKU - THOMAS, Ethan 6 yd run (WILLIAMS, Lucas kick), 2-54 0:18	0 - 15
	01:49	MUR - MCGRAW, Mareio 1 yd run (MITCHELL, Connor kick), 7-59 1:16	7 - 15
	00:00	EKU - WILLIAMS, Lucas 21 yd field goal, 12-71 1:49	7 - 18
3rd	14:28	EKU - TEAM safety	7 - 20
	08:21	MUR - GANDY, Jordon 9 yd pass from HUMPHRIES, KD (MITCHELL, Connor kick), 6-80 1:46	14 - 20
	04:56	MUR - GANDY, Jordon 74 yd pass from HUMPHRIES, KD (MITCHELL, Connor kick), 2-67 0:44	21 - 20
	04:04	MUR - MOSS, Jonathan 10 yd pass from HUMPHRIES, KD (MITCHELL, Connor kick), 2-28 0:39	28 - 20
	10:39	MUR - MITCHELL, Connor 38 yd field goal, 7-59 2:55	31 - 20
	09:14	MUR - MCGRAW, Mareio 8 yd run (MITCHELL, Connor kick), 5-24 1:15	38 - 20
	07:04	EKU - SWAFFORD, Tyler 1 yd run (BORDERS, Devin pass from SWAFFORD, Tyler), 8-62 2:10	38 - 28
	01:38	MUR - MITCHELL, Connor 30 yd field goal, 6-13 1:53	41 - 28

	JSU	MUR
Score	33	15
FIRST DOWNS	26	15
RUSHES-YARDS (NET)	38-274	38-40
PASSING YDS (NET)	261	138
Passes Att-Comp-Int	44-23-2	47-22-1
TOTAL OFFENSE PLAYS-YARDS	82-535	85-178
Fumble Returns-Yards	0-0	0-0
Punt Returns-Yards	2-13	3-41
Kickoff Returns-Yards	3-67	4-49
Interception Returns-Yards	1-19	2-31
Punts (Number-Avg)	9-36.2	12-39.1
Fumbles-Lost	0-0	2-0
Penalties-Yards	11-111	6-39
Possession Time	27:11	32:49
Third-Down Conversions	5 of 16	2 of 20
Fourth-Down Conversions	0 of 1	3 of 3
Red-Zone Scores-Chances	3-3	2-3

Jacksonville St.

Rushing	No.	Gain	Loss	Net	TD	Lg	Avg
Roc Thomas	10	165	0	165	3	75	16.5
Josh Clemons	11	63	6	57	1	31	5.2
Bryant Horn	2	25	0	25	0	23	12.5
Eli Jenkins	10	29	11	18	0	6	1.8

Passing	C-A-I	Yds	TD	Long	Sack
Eli Jenkins	23-44-2	261	1	37	1

Receiving	No.	Yards	TD	Long
Jamari Hester	6	102	1	29
Demontez Terry	5	39	0	18
Josh Barge	4	62	0	37
Anthony Johnson	4	32	0	14

Punting	No.	Yds	Avg	Long	In20	TB
Dean Kelly	9	326	36.2	55	2	0

Punt Returns	No.	Yards	TD	Long
Josh Barge	2	13	0	8

Kick Returns	No.	Yards	TD	Long
Reggie Hall	3	67	0	24

Tackles	UA-A	Total	Sacks	TFL
Sirani Neal	7-5	12	0.0	1.0
Marlon Bridges	4-4	8	1.0	1.0
Quan Stoudemire	3-5	8	0.0	1.0
Joseph Roberts	4-2	6	0.0	2.0

Murray St.

Rushing	No.	Gain	Loss	Net	TD	Lg	Avg
MCGRAW, Mareio	18	51	4	47	0	16	2.6
JOHNSON, Demetric	4	5	1	4	0	4	1.0
TEAM	2	0	5	-5	0	0	-2.5
HUMPHRIES, KD	14	29	35	-6	0	12	-0.4

Passing	C-A-I	Yds	TD	Long	Sack
HUMPHRIES, KD	22-47-1	138	2	30	6

Receiving	No.	Yards	TD	Long
BLACKBURN, Jesse	6	34	0	14
GANDY, Jordon	5	44	1	30
FEIGINS, Jensen	4	16	0	9
JOHNSON, Demetric	2	10	0	8

Punting	No.	Yds	Avg	Long	In20	TB
STRATTON, Landon	12	469	39.1	54	4	2

Punt Returns	No.	Yards	TD	Long
GOLSON, Malik	3	41	0	46

Kick Returns	No.	Yards	TD	Long
JACKSON, Jonatha	1	10	0	10
WADE, D'Montre	1	26	0	26

Tackles	UA-A	Total	Sacks	TFL
WADE, D'Montre	5-4	9	0.0	0.0
WADE, Zachary	2-7	9	0.0	0.0
RODRIGUEZ, Sean	2-7	9	0.0	1.0
WILLARD, Greg	6-2	8	0.0	1.0

Qtr	Time	Scoring Play	V-H
2nd	12:58	MUR - MITCHELL, Connor 45 yd field goal, 6-10 1:47	0 - 3
	00:17	JSU - Jamari Hester 23 yd pass from Eli Jenkins (Cade Stinnett kick), 6-80 0:44	7 - 3
	01:20	JSU - Roc Thomas 7 yd run (Cade Stinnett kick failed), 10-80 3:05	13 - 3
3rd	12:29	JSU - Roc Thomas 8 yd run (Cade Stinnett kick blocked), 7-80 2:23	19 - 3
4th	09:08	JSU - Josh Clemons 1 yd run (Connor Rouleau kick), 5-68 1:18	26 - 3
	05:27	MUR - GANDY, Jordon 1 yd pass from HUMPHRIES, KD (HUMPHRIES, KD pass intcpt), 5-3 1:56	26 - 9
	05:15	JSU - Roc Thomas 75 yd run (Connor Rouleau kick), 1-75 0:11	33 - 9
	03:12	MUR - STULTS, Mitch 2 yd pass from HUMPHRIES, KD (HUMPHRIES, KD pass failed), 7-52 1:5	33 - 15