

2016 MURRAY STATE ROSTER

No.	Player
1	Malik Golson
2	KD Humphries
3	L.J. Gainey
4	Jonathan Jackson
5	D'Montre Wade
6	Marquez Sanford
7	Mark Dodson
8	Zach Shipley
8	Nate Embry
9	Lamont Crittendon
12	Mitch Stults
13	Quincy Williams
13	Brendan Bognar
14	Cameron Birse
15	Tyre Gray
16	Jordon Gandy
17	Isaiah Foster
18	Eli Oltean
19	Houston Hartz
20	Mareio McGraw
21	Zachary Wade
22	Dylan Boone
23	Marcus Meredith
24	Toby Omli
25	Marico Paige
26	Demetric Johnson
27	Greg Willard
28	Nick Collins
29	Sean Moore
30	Trae Gordon
30	Tyler Gray
31	Sean Rodriguez
32	Zuri Elrington
33	Ethon Felton
34	Nigel Walton
35	Drew Rutland
36	D'Vaughn Whitt
37	Landon Stratton
38	James Sappington
39	Andre Davis
40	Wes Drewery
41	Connor Mitchell
42	Jordan Tyler
43	John Welsh
44	Josh Malone
45	Derrick Shaw
46	Ernest Kenty
46	Silas Owens
47	Robert Adams
48	Drake VanHooser
49	Chase Boling
50	Ryan Rainey
53	Nolan Nichols
54	Chris Stahl
55	Drew Marshall
58	Kwan Stallworth
59	Austin Hogancamp
60	Brant Newman
61	Dante Darcus
62	Nate Wilkinson
66	Tony Mays II
68	Leighton Colby
69	Chris White
70	Jace Bragg
71	Noah Banks
73	Micaheal Magochy
74	Steven Clemmons
75	Cam Carter
77	Ingram Tillard
78	Joe Irby
79	Keenan Lautner
80	Sterling Taylor
81	Caleb Sheffer
82	Sylvaughn Turner
84	Rajai Perkins
85	Jesse Blackburn
86	Jensen Feggins
87	Hector Garcia
89	Jonathan Moss
90	Dee Nalls
91	Bishop Woods
92	Quindarius Coles
93	Wyatt Dawson
95	Troy-Wayne Quinn
96	Griffin Martin
97	Ryan Duvall
98	Korey Tillman
99	Rashad Johnson

MURRAY STATE RACERS VS. UT MARTIN SKYHAWKS



Murray, Ky.; Roy Stewart Stadium

Saturday, Oct. 15, 2016; 6 p.m.

Web Stream: OVCDN

Live Audio: Froggy 103.7 FM

(PxP - Neal Bradley; Color - Josh McKeel)



1-4 (1-1 OVC)

3-3 (2-1 OVC)

MURRAY STATE PROBABLE STARTERS

OFFENSE

QB	2	KD Humphries
F	20	Mareio McGraw
X	16	Jordon Gandy
H	12	Mitch Stults
Y	85	Jesse Blackburn
Z	89	Jonathan Moss
LT	78	Joe Irby
LG	58	Kwan Stallworth
C	60	Brant Newman
RG	69	Chris White
RT	77	Ingram Tillard

DEFENSE

STUD	32	Zuri Elrington
DT	91	Bishop Woods
NOSE	99	Rashad Johnson
END	46	Silas Owens
MIKE	9	Lamont Crittendon
WILL	31	Sean Rodriguez
SLASH	21	Zachary Wade
FS	24	Toby Omli
JACK	17	Isaiah Foster
CB	5	D'Montre Wade
CB	6	Marquez Sanford

2016 OVC STANDINGS

Team	OVC	Overall
#3 Jacksonville St.	1-0	4-1
#18 Eastern Ill.	2-1	4-2
UT Martin	2-1	3-3
Southeast Mo.	2-1	2-4
Tennessee Tech	2-2	2-4
Eastern Ky.	1-1	2-3
Murray St.	1-1	1-4
Tennessee St.	1-1	4-1
Austin Peay	0-4	0-5

Standings as of Oct. 9

2016 SCHEDULE

Date	Opponent	Time/Result	Location
Sep. 3	Illinois	L 3-52	Champaign, Ill.
Sep. 10	MISSOURI ST.%	L 22-28	Stewart Stadium
Sep. 17	Southern Illinois	L 17-50	Carbondale, Ill.
Sep. 24	SOUTHEAST MISSOURI*^	L 16-17	Stewart Stadium
Oct. 1	Austin Peay*	W 45-17	Clarksville, Tenn.
Oct. 15	UT MARTIN*	6 p.m.	Stewart Stadium
Oct. 22	Eastern illinois*	1 p.m.	Charleston, Ill.
Oct. 29	TENNESSEE STATE*&	3 p.m.	Stewart Stadium
Nov. 5	Eastern Kentucky*	TBA	Richmond, Ky.
Nov. 12	JACKSONVILLE STATE*	1 p.m.	Stewart Stadium
Nov. 19	Tennessee Tech*	1:30 p.m.	Cookeville, Tenn.
Nov. 26	FCS Playoffs - 1st Rd.	TBA	TBD

Home Games In ALL CAPS *OVC Contest %Senior Night

^Family Weekend &Homecoming

2016 RECORD BREAKDOWN

	Record	Home	Away	OT
Overall	1-4	0-2	1-2	0-0
OVC	1-1	0-1	1-0	0-0

SEASON STREAKS

Overall: Won 1 **Home:** Lost 2 **Away:** Won 1 **OT:** ---

OVERALL STREAKS

Overall: Won 1 **Home:** Lost 4 **Away:** Won 1 **OT:** Lost 1

WEEKLY SCHEDULE

SUNDAY - 9	MONDAY - 10	TUESDAY - 11	WEDNESDAY - 12	THURSDAY - 13	FRIDAY - 14	SATURDAY - 15
No Practice	No Practice	Practice 3:55 p.m.	Practice 3:55 p.m.	Practice 3:55 p.m.	Practice TBA	UT Martin Murray, Ky. 6 p.m.
No availability	Stewart & Players Press Conference 12 p.m.	Stewart & Players Available By Request	Stewart & Players Available After Practice	Coach Stewart Available By Request	No availability	Players & Coaches Available Post-Game

UNIVERSITY FACTS

Nickname: Racers
Location: Murray, Ky.
Established: 1922
Enrollment: 10,998
Conference/Affiliation: Ohio Valley/NCAA Division I - FCS
Colors: Navy & Gold (PMS 289 & 123)
President: Dr. Robert O. Davies
Director of Athletics: Allen Ward

FOOTBALL INFORMATION

Offensive Formation: Spread
Defensive Formation: 4-2-5
2015 Overall Record: 3-8
2015 OVC Record/Standing: 2-7/7th
Offensive Starters Returning/Lost: 6/5
Defensive Starters Returning/Lost: 6/5
First Varsity Season: 1924
Seasons/Winning Seasons: 86/47
Overall Record: 472-421-36 (.527)
OVC Record: 219-234-9 (.494)
OVC Titles: 8 (1948, 1950, 1951, 1979, 1986, 1995, 1996, 2002)
NCAA Appearances: 5 (1979, 1986, 1995, 1996, 2002)

STADIUM INFORMATION

Stadium Name (First Year): Stewart Stadium (1973)
Playing Surface (Installed): FieldTurf (2015)
Capacity: 16,800
Largest Crowd: 16,600 (Oct. 31, 1981 vs. Eastern Ky.)
Record at Stewart Stadium: 153-81-2 (.653)

COACHING STAFF

Head Coach: Mitch Stewart (Valdosta St. '05)
Overall Record: 4-12 (.250)/2nd Season
Record at MSU: Same
Def.Coordinator/AHC/Safeties: Chris Boone (Southern Miss. '97)
Linebackers/Special Teams: Jake Johnson (Eastern Ky. '02)
Offensive Line/Run Game Coord.: Gordon Steele (Valdosta St. '10)
Wide Receiver: Casey Brockman (Murray St. '13)
Run Backs/Co-Run Game Coord.: Sean Dawkins (Troy '07)
Defensive Line: Kevin Park (Baylor '13)
Cornerbacks: Corico Wright (Clemson '12)
Dir. of Recruiting & Player Personnel: Steve Adams (Murray St. '13)
Strength & Conditioning: Craig Swieton (Springfield '03)
Defensive QC: Carson Hunter (Memphis '12)
Offensive QC: Drew Burnham
Special Teams QC: Garrett Schwettman (Western Ky. '16)
Defensive GA: Nick Knight (Kentucky Wesleyan '11)
Offensive GA: Harris Bivin (Murray St. '14)

DAILY MEDIA AVAILABILITY

Monday: **Mitch Stewart** and select players will be available at the media luncheon at 12 p.m. at the Racer Room inside Stewart Stadium.

Tuesday: Head Coach **Mitch Stewart**, assistant coaches and players will be available by appointment only.

Wednesday: Head Coach **Mitch Stewart**, assistant coaches and players will be available at the conclusion of practice.

Thursday: Head Coach **Mitch Stewart** will be available by appointment only before practice.

Friday and Sunday: No Availability.

Saturday: Post-game availability only. Members of the MSU Athletics Media Relations staff will escort media representatives to the appropriate areas following the conclusion of the game. The Murray State locker room, home and away, is closed to the media at all times.

Head Coach **Mitch Stewart** and selected Racer players will be brought to the designated interview area. At home games, that area is the Racer Room, located in Stewart Stadium (first floor).

At the midway point of the fourth quarter, interview requests will be collected.

For games in Murray, the opposing head coach will meet with the media inside the opponent interview room. A representative from the MSU Media Relations Office will be on hand to assist the media in finding this area. Interviews with the head coach and players from the visiting team will be based on the post-game policy of that institution.

PRACTICE PROCEDURES

Covering Practice: Practices are generally open to the media and public. Head coach Mitch Stewart reserves the right to close practice at any time.

Note: Player or coach interviews must not conflict with classes, meetings, training room treatments or other team obligations.

OVC COACHES TELECONFERENCE

During the regular season a weekly teleconference featuring the league's nine head coaches will be held every Tuesday morning at 9:55 a.m. CT, with MSU head coach Mitch Stewart speaking at 10:00 a.m. The first teleconference will take place on Tuesday, Aug. 30. For information on how to access the call, please contact Kyle Schwartz in the OVC Office at (615) 371-1698 or kschwartz@ovc.org.

UPCOMING SCHEDULE

DATE	OPPONENT	SITE	TIME	WEB/TV	RADIO
Oct. 22	Eastern Ill.	O'Brien Stadium; Charleston, Ill.	1 p.m.	OVCDN	103.7 FM
Oct. 29	Tennessee St.	Roy Stewart Stadium; Murray, Ky.	3 p.m.	OVCDN	103.7 FM
Nov. 5	Eastern Ky.	Roy Kidd Stadium; Richmond, Ky.	TBA	OVCDN	103.7 FM
Nov. 11	Jacksonville St.	Roy Stewart Stadium; Murray, Ky.	1 p.m.	OVCDN	103.7 FM
Nov. 17	Tennessee Tech	Tucker Stadium; Cookeville, Tenn.	1:30 p.m.	OVCDN	103.7 FM

LAST TIME OUT

at Austin Peay (L 16-17)
Oct. 1 at Fortera Stadium

CLARKSVILLE, Tenn. - Senior KD Humphries completed a school-record 49 of 60 passes for 455 yards and five touchdowns as the Murray State football team routed Austin Peay, 45-17, at Fortera Stadium in Clarksville, Tennessee. Trailing 31-17, Austin Peay took over on their own 27-yard line with just under four minutes left in the third quarter after a missed Murray State field goal. The Governors marched the ball down the field, eventually yielding a first-and-goal situation from the Murray State eight. As the game moved into the fourth quarter, Austin Peay would get gains of one, three and two yards to set up a fourth-and-goal from the two. On the ensuing play, Sean Rodriguez stopped Austin Peay's Julian Franklin at the line of scrimmage to force the turnover on downs. The Racers then took the ball 98 yards down the field, eating 6:13 seconds of clock time in the process, and ended the drive with a nine-yard pass from Humphries to Mitch Stults to put the game virtually out of reach at 38-17. KD Humphries passed for five touchdowns and rushed for another in Saturday's win, finishing the night at 49-for-60 for 455 yards. He connected with 11 different receivers in the contest and broke his own school record for completions in a single-game, which was 48 against Tennessee Tech in 2014. His 49 completions are the most by a FCS quarterback this season and he is currently the only FCS quarterback this season throw for at least 450 yards, pass for at least five touchdowns and complete at least 40 passes in a single game.

SATURDAY'S OPPONENT:


vs. UT Martin Skyhawks **Oct. 15, 2016** **6 p.m.** **Roy Stewart Stadium**

SERIES HISTORY: Despite Murray State holding a 35-19-1 advantage overall, the series, as of late, has belonged to the Skyhawks. UT Martin has won each of the last five meetings and 10 of the last 11. The last win for the Racers came in 2010, when they topped UTM in Murray, 52-16. At home, the Racers hold a 19-7-1 advantage over the Skyhawks, despite only winning there twice since 2004.

SCOUTING THE SKYHAWKS: A week after a heartbreaking loss to Tennessee State on the road, UT Martin got back on track with a 45-31 win at home over Austin Peay and will enter Saturday at 3-3 overall and 2-1 in the OVC. The Skyhawks put up 568 yards of total offense in the game, including 380 passing yards. Senior Ben Axline set a UTM record in the game by tallying 198 yards on eight catches to go along with a touchdown. Defensively, Khalid Hagens and Justin Jackson led UT Martin in the game with 13 and 11 tackles, respectively. The Skyhawks are currently averaging 398.7 yard per game this season with 142.8 yards per game coming on the ground and 255.8 yards in the air. Quarterback Troy Cook has completed 75 of his 114 passes this season with 1165 yards, 16 touchdowns and just five interceptions. After his big game Saturday, Axline leads the UTM receivers 447 yards and three touchdowns on 21 catches. On the ground this season, head coach Jason Simpson has relied on primarily on two running backs, Jaimiee Bowe and Ladevin Fair. Bowe leads the team with 371 yards on 79 carries with five touchdowns, while Fair has 267 yards on 56 carries and one touchdown. On the other side of the ball, Hagens leads UT Martin with 47 total tackles, while Caleb Counce has also been a big contributor with a team high 3.0 sacks for a loss of 17 yards and 5.5 tackles-for-loss for a total of 24 yards.

MURRAY STATE VS. UT MARTIN

RACERS - 35 WINS, SKYHAWKS - 19 WINS, 1 TIE

	UT Martin Quick Facts Founded: 1900 Location: Martin, Tenn. Colors: Navy Blue & Orange Enrollment: 6,827 Conference: Ohio Valley			Field: Hardy M. Graham Stadium 2015 Rec.: 7-4 (6-2, 3rd OVC) Postseason: None Basic Offense: Multiple Basic Defense: 3-3-5	Starters Returning/Lost: 9/13 Head Coach: Jason Simpson Alma Mater: Southern Miss. '95 Overall Record (season): 68-52 (11th) UTM Record (season): Same
	Last 3 vs. UTM: 2014 @MSU L 45-52 2014 @MSU L 38-62 2013 @UTM L 17-45	Current Streaks vs. UTM: Overall: Lost 5 Home: Lost 2 Away: Lost 6	All-Time vs. UTM: Home: 19-7-1 Away: 16-12 Neutral: ---	MSU-UTM Series Misc.: First Meeting: 1924 @MSU W 13-0 Largest MSU Win: 1999 @MSU W 62-14 Largest UTM Win: 2007 @UTM L 34-76	

2016 MURRAY STATE ROSTER - NUMERICAL

No.	Player	Pos.	Ht.	Wt.	Yr.	Hometown (Previous School)
1	Malik Golson	WR	5-9	180	R-Sr.	San Diego, Calif. (Delaware St.)
2	KD Humphries	QB	6-3	225	R-Sr.	Montgomery, Ala. (Jefferson Davis HS)
3	L.J. Gainey	WR	5-11	211	Jr.	Snellville, Ga. (Fullerton Col.)
4	Jonathan Jackson	LB	5-11	211	Sr.	Mayfield, Ky. (Mayfield HS)
5	D'Montre Wade	DB	6-0	192	R-Jr.	Columbia, Tenn. (Brentwood Academy)
6	Marquez Sanford	DB	5-11	170	So.	Macon, Ga. (Westside HS)
7	Mark Dodson	RB	5-10	198	R-Jr.	Memphis, Tenn. (Ole Miss)
8	Zach Shipley	DB	5-10	178	R-Jr.	Shelbyville, Ky. (Shelby County HS)
8	Nate Embry	QB	6-4	220	Fr.	Madisonville, Ky. (North Hopkins HS)
9	Lamont Crittendon	LB	5-10	235	R-Jr.	Decatur, Ala. (Austin HS)
12	Mitch Stults	WR	5-9	175	Sr.	Hamilton, Ala. (Hamilton HS)
13	Brendan Bognar	QB	6-6	225	R-Fr.	St. Louis, Mo. (Lindenwood [MO])
13	Quincy Williams	LB	6-0	215	R-So.	Birmingham, Ala. (Wenonah HS)
14	Cameron Birse	QB	6-2	235	R-Jr.	Danville, Calif. (Arkansas St.)
15	Tyre Gray	WR	5-10	170	Fr.	Alexander, Ala. (Benjamin Russell HS)
16	Jordon Gandy	WR	6-4	210	Jr.	Athens, Ala. (East Limestone HS)
17	Isaiah Foster	DB	6-2	175	Jr.	Pacoima, Calif. (College of the Canyons)
18	Eli Oltean	QB	6-2	190	Fr.	St. Joseph, Ill. (St. Joseph-Ogden HS)
19	Houston Hartz	QB	6-2	195	R-So.	Owensboro, Ky. (Owensboro Catholic HS)
20	Mareio McGraw	RB	6-0	180	Fr.	Nashville, Tenn. (Overton HS)
21	Zachary Wade	DB	5-11	215	R-Jr.	Newport Beach, Calif. (Saddleback CC)
22	Dylan Boone	DB	5-11	193	Jr.	Murray, Ky. (Murray HS)
23	Marcus Meredith	DB	5-11	190	R-Jr.	San Clemente, Calif. (Saddleback CC)
24	Toby Omli	DB	6-0	200	Sr.	Brookeville, Kan. (Butler CC)
25	Marico Paige	LB	6-1	220	Jr.	Wesson, Miss. (Copiah-Lincoln CC)
26	Demetric Johnson	RB	6-0	185	R-Jr.	South Pittsburg, Tenn. (South Pittsburg HS)
27	Greg Willard	DB	5-9	170	Jr.	Decatur, Ala. (Austin HS)
28	Nick Collins	WR	5-7	185	Fr.	Columbia, Mo. (Rock Bridge HS)
29	Sean Moore	DB	5-10	170	Fr.	Davie, Fla. (Western HS)
30	Trae Gordon	RB	5-9	185	So.	Louisville, Ky. (duPont Manual HS)
30	Tyler Gray	DB	5-11	155	Fr.	Columbia, Mo. (Battle HS)
31	Sean Rodriguez	LB	6-0	210	Jr.	Nickerson, Kan. (Butler CC)
32	Zuri Elrington	DL	6-3	240	Sr.	Los Angeles, Calif. (West Los Angeles)
33	Ethon Felton	RB	6-0	217	R-So.	Muscle Shoals, Ala. (Muscle Shoals HS)
34	Nigel Walton	DB	6-0	170	Fr.	Atlanta, Ga. (Carver HS)
35	Drew Rutland	WR	6-5	215	So.	Memphis, Tenn. (First Assembly Christian)
36	D'Vaughn Whitt	DB	5-10	170	Fr.	Clarksville, Tenn. (Clarksville HS)
37	Landon Stratton	P	6-0	180	R-So.	Russellville, Ky. (Logan County HS)
38	James Sappington	K/P	6-5	220	Fr.	Peculiar, Mo. (Raymore-Peculiar HS)
39	Andre Davis	DB	5-11	175	Fr.	Lexington, Ky. (Bryant Station HS)
40	Wes Drewery	LS	6-3	230	R-So.	Franklin, Tenn. (UAB)
41	Connor Mitchell	K	6-2	200	R-Sr.	Franklin, Tenn. (Battle Ground Academy)
42	Jordan Tyler	LB	6-0	221	R-So.	Paducah, Ky. (Western Ky.)
43	John Welsh	DB	5-10	168	R-So.	Paducah, Ky. (McCracken County HS)
44	Josh Malone	DB	5-11	185	Fr.	Memphis, Tenn. (Ridgeway HS)
45	Derrick Shaw	LB	6-1	240	Fr.	Alabaster, Ala. (Thompson HS)
46	Ernest Kenty	DB	6-2	205	Fr.	Birmingham, Ala. (Ramsay HS)
94	Silas Owens	DL	6-4	240	So.	New Market, Ala. (Buckhorn HS)
47	Robert Adams	DL	6-2	235	Fr.	Tuscaloosa, Ala. (Northridge HS)
48	Drake VanHooser	RB	6-0	240	R-Fr.	Princeton, Ky. (Caldwell County HS)
49	Chase Boling	LB	6-2	235	So.	Lexington, Ky. (Lexington Catholic HS)
50	Paris Wilson	LB	6-2	215	Fr.	Memphis, Tenn. (Melrose HS)
51	Ryan Rainey	OL	6-1	295	R-Jr.	Saucier, Miss. (Harrison Central HS)
53	Nolan Nichols	LB	5-11	215	R-So.	Benton, Ky. (Marshall County HS)
54	Chris Stahl	DL	6-2	285	Fr.	St. Louis, Mo. (St. Louis University HS)
55	Drew Marshall	LB	5-10	190	Fr.	Carmi, Ill. (Carmi-White County HS)
58	Kwan Stallworth	OL	6-4	295	So.	Lithonia, Ga. (Martin Luther King, Jr. HS)

2016 MURRAY STATE ROSTER - NUMERICAL

No.	Player	Pos.	Ht.	Wt.	Yr.	Hometown (Previous School)
59	Austin Hogancamp	OL	6-3	250	Fr.	North Sutton, N.H. (Kearsarge HS)
60	Brant Newman	OL	6-2	286	R-Fr.	Germantown, Tenn. (Memphis University HS)
61	Dante Darcus	OL	6-1	265	R-Fr.	Murray, Ky. (Lindsey Wilson)
62	Nate Wilkinson	OL	6-3	290	Fr.	Franklin, Tenn. (Centennial HS)
66	Tony Mays II	OL	6-4	305	R-Sr.	Memphis, Tenn. (Memphis)
68	Leighton Colby	OL	6-1	255	R-Fr.	Murfreesboro, Tenn. (Blackman HS)
69	Chris White	OL	6-3	310	So.	Daphne, Ala. (Daphne HS)
70	Jace Bragg	OL	6-3	275	R-Fr.	Baton Rouge, La. (Central HS)
71	Noah Banks	OL	6-6	310	R-Fr.	Pensacola, Fla. (West Florida HS)
73	Michael Magochy	DL	6-4	220	Fr.	Franklin, Tenn. (Page HS)
74	Steven Clemmons	OL	6-4	295	Fr.	Lewisburg, Tenn. (Marshall County HS)
75	Cam Carter	OL	6-6	280	Fr.	Adamsville, Ala. (Minor HS)
77	Ingram Tillard	OL	6-5	330	Jr.	Germantown, Tenn. (UAB)
78	Joe Irby	OL	6-4	297	Jr.	Nashville, Tenn. (Franklin Road Academy)
79	Keenan Lautner	P	5-11	185	Fr.	Lynville, Ind. (Tecumseh HS)
80	Sterling Taylor	WR	6-0	190	R-Jr.	Morrow, Ga. (Contra Costa HS)
81	Caleb Sheffer	WR	6-4	200	R-Fr.	Hodgenville, Ky. (Western Ky.)
82	Sylvaughn Turner	WR	6-2	170	Fr.	Athens, Ala. (East Limestone HS)
84	Rajai Perkins	WR	6-0	187	Fr.	St. Louis, Mo. (Hazlewood East HS)
85	Jesse Blackburn	WR	6-3	240	Sr.	Gardendale, Ala. (Gardendale HS)
86	Jensen Feggins	WR	6-2	200	R-Fr.	Bowling Green, Ky. (Warren Central HS)
87	Hector Garcia	K	6-1	215	R-Fr.	Sedalia, Ky. (Graves County HS)
89	Jonathan Moss	WR	6-0	165	Fr.	Madison, Ala. (Bob Jones HS)
90	Dee Nalls	DL	6-4	305	Fr.	Fayette, Ala. (Fayette County HS)
91	Bishop Woods	DL	6-2	253	Jr.	Atlanta, Ga. (Peachtree Ridge HS)
92	Quindarius Coles	DL	6-4	250	Fr.	Bessemer, Ala. (McAdory HS)
93	Wyatt Dawson	OL	5-11	266	R-Fr.	Duck, W.Va. (Clay County HS)
95	Troy-Wayne Quinn	DL	6-1	245	Jr.	Prattville, Ala. (Harrison Central HS)
96	Griffin Martin	DL	6-2	250	R-Fr.	Elba, Ala. (Elba HS)
97	Ryan Duvall	DL	6-5	225	R-So.	Owensboro, Ky. (Western Ky.)
98	Korey Tillman	DL	6-2	270	Fr.	Murfreesboro, Tenn. (Blackman HS)
99	Rashad Johnson	DL	6-1	270	So.	Barnesville, Ga. (Lamar County HS)

Head Coach/Quarterbacks: Mitch Stewart (Valdosta St., 2005), 2nd Season as HC, 7th Overall

Defensive Coordinator/Asst. Head Coach/Secondary: Chris Boone (Southern Miss., 1997), 2nd Season

Linebackers/Special Teams Coordinator: Jake Johnson (Eastern Ky., 2002), 1st Season

Offensive Line/Run Game Coordinator: Gordon Steele (Valdosta St., 2010), 3rd Season

Wide Receivers: Casey Brockman (Murray St., 2013), 3rd Season

Running Backs/Co-Run Game Coordinator: Sean Dawkins (Troy, 2007), 5th Season

Defensive Line: Kevin Park (Baylor, 2013), 1st Season

Cornerbacks: Corico Wright (Clemson, 2012), 1st Season

Dir. of Recruiting & Player Personnel: Steve Adams (Murray St., 2013), 7th Season

Strength & Conditioning: Craig Swieton (Springfield, 2003), 6th Season

Defensive Quality Control: Carson Hunter (Memphis, 2012), 1st Season

Offensive Quality Control: Drew Burnham, 2nd Season

Special Teams Quality Control: Garrett Schwettman, (Western Ky., 2016), 1st Season

Defensive Graduate Assistant: Nick Knight (Kentucky Wesleyan, 2011), 1st Season

Offensive Graduate Assistant: Harris Bivin, (Murray St., 2014), 1st Season

PRONUNCIATION GUIDE

ZURI Elrington	ZUR-EE	RAJAI Perkins	RAH-JAY
MALIK Golson	MUH-LEEK	Chris STAHL	STALL
TRAE Gordon	TRAY	D'MONTRE Wade	DUH-MON-TRAY
TYRE Gray	TIE-REE	D'VAUGHN Whitt	DUH-VAUGHN
DEMETRIC Johnson	DUH-ME-TRICK	CORICO Wright	CUH-RICO
Michael MAGOCHY	MUH-GO-CHEE	Craig SWIETON	SWEET-UHN
MAREIO McGraw	MARIO		
Toby OMLI	AHM-LEE		

2016 MURRAY STATE ROSTER - ALPHABETICAL

No.	Player	Pos.	Ht.	Wt.	Yr.	Hometown (Previous School)
47	Robert Adams	DL	6-2	235	Fr.	Tuscaloosa, Ala. (Northridge HS)
71	Noah Banks	OL	6-6	310	R-Fr.	Pensacola, Fla. (West Florida HS)
14	Cameron Birse	QB	6-2	235	R-Jr.	Danville, Calif. (Arkansas St.)
85	Jesse Blackburn	WR	6-3	240	Sr.	Gardendale, Ala. (Gardendale HS)
13	Brendan Bognar	QB	6-6	225	R-Fr.	St. Louis, Mo. (Lindenwood [MO])
49	Chase Boling	LB	6-2	235	So.	Lexington, Ky. (Lexington Catholic HS)
22	Dylan Boone	DB	5-11	193	Jr.	Murray, Ky. (Murray HS)
70	Jace Bragg	OL	6-3	275	R-Fr.	Baton Rouge, La. (Central HS)
75	Cam Carter	OL	6-6	280	Fr.	Adamsville, Ala. (Minor HS)
74	Steven Clemmons	OL	6-4	295	Fr.	Lewisburg, Tenn. (Marshall County HS)
68	Leighton Colby	OL	6-1	255	R-Fr.	Murfreesboro, Tenn. (Blackman HS)
92	Quindarius Coles	DL	6-4	250	Fr.	Bessemer, Ala. (McAdory HS)
28	Nick Collins	WR	5-7	185	Fr.	Columbia, Mo. (Rock Bridge HS)
9	Lamont Crittendon	LB	5-10	235	R-Jr.	Decatur, Ala. (Austin HS)
61	Dante Darcus	OL	6-1	275	R-So.	Murray, Ky. (Lindsey Wilson)
39	Andre Davis	DB	5-11	175	Fr.	Lexington, Ky. (Bryant Station HS)
93	Wyatt Dawson	OL	5-11	266	R-Fr.	Duck, W.Va. (Clay County HS)
7	Mark Dodson	RB	5-10	198	R-Jr.	Memphis, Tenn. (Ole Miss)
40	Wes Drewery	LS	6-3	230	R-So.	Franklin, Tenn. (UAB)
97	Ryan Duvall	DL	6-5	225	R-So.	Owensboro, Ky. (Western Ky.)
32	Zuri Elrington	DL	6-3	240	Sr.	Los Angeles, Calif. (West Los Angeles)
8	Nate Embry	QB	6-4	220	Fr.	Madisonville, Ky. (North Hopkins HS)
86	Jensen Feggins	WR	6-2	200	R-Fr.	Bowling Green, Ky. (Warren Central HS)
33	Ethon Felton	RB	6-0	217	R-So.	Muscle Shoals, Ala. (Muscle Shoals HS)
29	Isaiah Foster	DB	6-2	175	Jr.	Pacoima, Calif. (College of the Canyons)
3	L.J. Gainey	WR	5-11	211	Jr.	Snellville, Ga. (Fullerton Col.)
16	Jordon Gandy	WR	6-4	210	Jr.	Athens, Ala. (East Limestone HS)
87	Hector Garcia	K	6-1	215	R-Fr.	Sedalia, Ky. (Graves County HS)
1	Malik Golson	WR	5-9	180	R-Sr.	San Diego, Calif. (Delaware St.)
30	Trae Gordon	RB	5-9	185	So.	Louisville, Ky. (duPont Manual HS)
30	Tyler Gray	DB	5-11	155	Fr.	Columbia, Mo. (Battle HS)
15	Tyre Gray	WR	5-10	170	Fr.	Alexander, Ala. (Benjamin Russell HS)
19	Houston Hartz	QB	6-2	195	R-So.	Owensboro, Ky. (Owensboro Catholic HS)
59	Austin Hogancamp	OL	6-3	250	Fr.	North Sutton, N.H. (Kearsarge HS)
2	KD Humphries	QB	6-3	225	R-Sr.	Montgomery, Ala. (Jefferson Davis HS)
78	Joe Irby	OL	6-4	297	Jr.	Nashville, Tenn. (Franklin Road Academy)
4	Jonathan Jackson	LB	5-11	211	Sr.	Mayfield, Ky. (Mayfield HS)
26	Demetric Johnson	RB	6-0	185	R-Jr.	South Pittsburg, Tenn. (South Pittsburg HS)
99	Rashad Johnson	DL	6-1	270	So.	Barnesville, Ga. (Lamar County HS)
46	Ernest Kenty	DB	6-2	205	Fr.	Birmingham, Ala. (Ramsay HS)
79	Keenan Lautner	P	5-11	185	Fr.	Lynville, Ind. (Tecumseh HS)
73	Michael Magochy	DL	6-4	220	Fr.	Franklin, Tenn. (Page HS)
44	Josh Malone	DB	5-11	185	Fr.	Memphis, Tenn. (Ridgeway HS)
55	Drew Marshall	LB	5-10	190	Fr.	Carmi, Ill. (Carmi-White County HS)
96	Griffin Martin	DL	6-2	250	R-Fr.	Elba, Ala. (Elba HS)
66	Tony Mays II	OL	6-4	305	R-Sr.	Memphis, Tenn. (Memphis)
20	Mareio McGraw	RB	6-0	180	Fr.	Nashville, Tenn. (Overton HS)
23	Marcus Meredith	DB	5-11	190	R-Jr.	San Clemente, Calif. (Saddleback CC)
41	Connor Mitchell	K	6-2	200	R-Sr.	Franklin, Tenn. (Battle Ground Academy)
29	Sean Moore	DB	5-10	170	Fr.	Davie, Fla. (Western HS)
89	Jonathan Moss	WR	6-0	165	Fr.	Madison, Ala. (Bob Jones HS)
90	Dee Nalls	DL	6-4	305	Fr.	Fayette, Ala. (Fayette County HS)
60	Brant Newman	OL	6-2	286	R-Fr.	Germantown, Tenn. (Memphis University HS)
53	Nolan Nichols	LB	5-11	215	R-So.	Benton, Ky. (Marshall County HS)
18	Eli Oltean	QB	6-2	190	Fr.	St. Joseph, Ill. (St. Joseph-Ogden HS)
24	Toby Omli	DB	6-0	200	Sr.	Brookeville, Kan. (Butler CC)
46	Silas Owens	DL	6-4	240	So.	New Market, Ala. (Buckhorn HS)

2016 MURRAY STATE ROSTER - ALPHABETICAL

No.	Player	Pos.	Ht.	Wt.	Yr.	Hometown (Previous School)
25	Marico Paige	LB	6-1	220	Jr.	Wesson, Miss. (Copiah-Lincoln CC)
84	Rajai Perkins	WR	6-0	187	Fr.	St. Louis, Mo. (Hazlewood East HS)
95	Troy-Wayne Quinn	DL	6-1	245	Jr.	Prattville, Ala. (Harrison Central HS)
51	Ryan Rainey	OL	6-1	295	R-Jr.	Saucier, Miss. (Harrison Central HS)
31	Sean Rodriguez	LB	6-0	210	Jr.	Nickerson, Kan. (Butler CC)
35	Drew Rutland	WR	6-5	215	So.	Memphis, Tenn. (First Assembly Christian)
6	Marquez Sanford	DB	5-11	170	So.	Macon, Ga. (Westside HS)
38	James Sappington	K/P	6-5	220	Fr.	Peculiar, Mo. (Raymore-Peculiar HS)
45	Derrick Shaw	LB	6-1	240	Fr.	Alabaster, Ala. (Thompson HS)
81	Caleb Sheffer	WR	6-4	200	R-Fr.	Hodgenville, Ky. (Western Ky.)
8	Zach Shipley	DB	5-10	178	R-Jr.	Shelbyville, Ky. (Shelby County HS)
54	Chris Stahl	DL	6-2	285	Fr.	St. Louis, Mo. (St. Louis University HS)
58	Kwan Stallworth	OL	6-4	295	So.	Lithonia, Ga. (Martin Luther King, Jr. HS)
37	Landon Stratton	P	6-0	180	R-So.	Russellville, Ky. (Logan County HS)
12	Mitch Stults	WR	5-9	175	Sr.	Hamilton, Ala. (Hamilton HS)
80	Sterling Taylor	WR	6-0	190	R-Jr.	Morrow, Ga. (Contra Costa HS)
77	Ingram Tillard	OL	6-5	330	Jr.	Germantown, Tenn. (UAB)
98	Korey Tillman	DL	6-2	270	Fr.	Murfreesboro, Tenn. (Blackman HS)
82	Sylvaughn Turner	WR	6-2	170	Fr.	Athens, Ala. (East Limestone HS)
42	Jordan Tyler	LB	6-0	221	R-So.	Paducah, Ky. (Western Ky.)
72	Drake VanHooser	RB	6-0	240	R-Fr.	Princeton, Ky. (Caldwell County HS)
5	D'Montre Wade	DB	6-0	192	R-Jr.	Columbia, Tenn. (Brentwood Academy)
21	Zachary Wade	DB	5-11	215	R-Jr.	Newport Beach, Calif. (Saddleback CC)
34	Nigel Walton	DB	6-0	170	Fr.	Atlanta, Ga. (Carver HS)
43	John Welsh	DB	5-10	168	R-So.	Paducah, Ky. (McCracken County HS)
69	Chris White	OL	6-3	310	So.	Daphne, Ala. (Daphne HS)
36	D'Vaughn Whitt	DB	5-10	170	Fr.	Clarksville, Tenn. (Clarksville HS)
62	Nate Wilkinson	OL	6-3	290	Fr.	Franklin, Tenn. (Centennial HS)
27	Greg Willard	DB	5-9	170	Jr.	Decatur, Ala. (Austin HS)
13	Quincy Williams	LB	6-0	215	R-So.	Birmingham, Ala. (Wenonah HS)
50	Paris Wilson	LB	6-2	215	Fr.	Memphis, Tenn. (Melrose HS)
91	Bishop Woods	DL	6-2	253	Jr.	Atlanta, Ga. (Peachtree Ridge HS)

Head Coach/Quarterbacks: Mitch Stewart (Valdosta St., 2005), 2nd Season as HC, 7th Overall

Defensive Coordinator/Asst. Head Coach/Secondary: Chris Boone (Southern Miss., 1997), 2nd Season

Linebackers/Special Teams Coordinator: Jake Johnson (Eastern Ky., 2002), 1st Season

Offensive Line/Run Game Coordinator: Gordon Steele (Valdosta St., 2010), 3rd Season

Wide Receivers: Casey Brockman (Murray St., 2013), 3rd Season

Running Backs/Co-Run Game Coordinator: Sean Dawkins (Troy, 2007), 5th Season

Defensive Line: Kevin Park (Baylor, 2013), 1st Season

Cornerbacks: Corico Wright (Clemson, 2012), 1st Season

Dir. of Recruiting & Player Personnel: Steve Adams (Murray St., 2013), 7th Season

Strength & Conditioning: Craig Swieton (Springfield, 2003), 6th Season

Defensive Quality Control: Carson Hunter (Memphis, 2012), 1st Season

Offensive Quality Control: Drew Burnham, 2nd Season

Special Teams Quality Control: Garrett Schwettman, (Western Ky., 2016), 1st Season

Defensive Graduate Assistant: Nick Knight (Kentucky Wesleyan, 2011), 1st Season

Offensive Graduate Assistant: Harris Bivin, (Murray St., 2014), 1st Season

PRONUNCIATION GUIDE

ZURI Elrington	ZUR-EE	RAJAI Perkins	RAH-JAY
MALIK Golson	MUH-LEEK	Chris STAHL	STALL
TRAE Gordon	TRAY	D'MONTRE Wade	DUH-MON-TRAY
TYRE Gray	TIE-REE	D'VAUGHN Whitt	DUH-VAUGHN
DEMETRIC Johnson	DUH-ME-TRICK	CORICO Wright	CUH-RICO
Michael MAGOCHY	MUH-GO-CHEE	Craig SWIETON	SWEET-UHN
MAREIO McGraw	MARIO		
Toby OMLI	AHM-LEE		

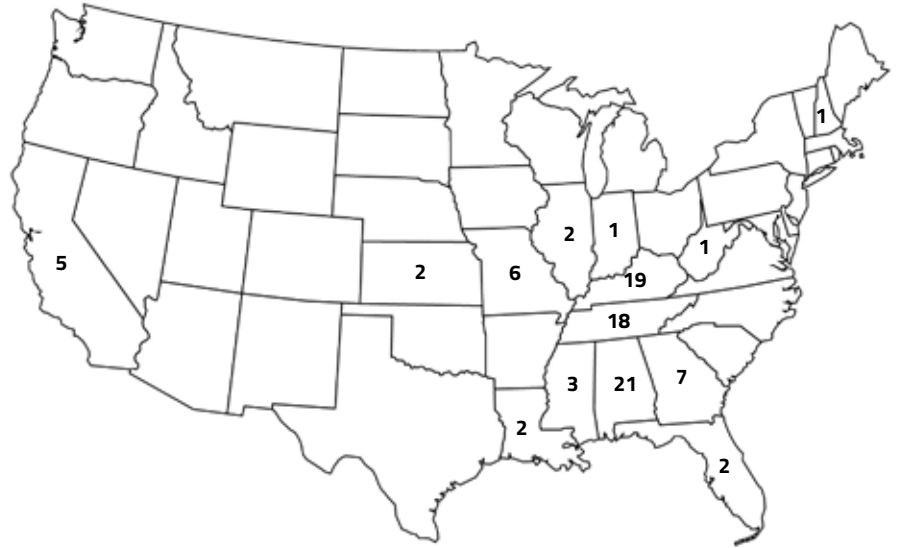
2016 MURRAY STATE ROSTER BREAKDOWN BY STATE

ALABAMA (21)

Cam Carter
Derrick Shaw
Tyre Gray
Jordan Gandy
Sylvaughn Turner
Quindarius Coles
Ernest Kenty
Quincy Williams
Chris White
Lamont Crittendon
Greg Willard
Griffin Martin
Dee Nalls
Jesse Blackburn
Mitch Stults
Jonathan Moss
KD Humphries
Ethon Felton
Silas Owens
Troy-Wayne Quinn
Robert Adams

Hometown

Adamsville
Alabaster
Alexander City
Athens
Bessmer
Birmingham
Birmingham
Daphne
Decatur
Decatur
Elba
Fayette
Gardendale
Hamilton
Madison
Montgomery
Muscle Shoals
New Market
Prattville
Tuscaloosa



CALIFORNIA (5)

Zuri Elrington
Zach Wade
Isaiah Foster
Marcus Meredith
Malik Golson

Hometown

Los Angeles
Newport Beach
Pacoima
San Clemente
San Diego

FLORIDA (2)

Sean Moore
Noah Banks

Hometown

Davie
Pensacola

GEORGIA (7)

Nigel Walton
Bishop Woods
Rashad Johnson
Kwan Stallworth
Marquez Sanford
Sterling Taylor
L.J. Gainey

Hometown

Atlanta
Atlanta
Barnesville
Lithonia
Macon
Morrow
Snellville

ILLINOIS (2)

Drew Marshall
Eli Oltean

Hometown

Carmi
St. Joseph

INDIANA (1)

Keenan Lautner

Hometown

Lynnville

KANSAS (2)

Toby Omli
Sean Rodriguez

Hometown

Brookville
Nickerson

KENTUCKY (18)

Nolan Nichols
Jensen Feggins
Caleb Sheffer
Chase Boling
Andre Davis
Trae Gordon
Nate Embry
Jonathan Jackson
Dylan Boone
Dante Darcus
Ryan Duvall
Houston Hartz
Jordan Tyler
John Welsh
Drake VanHooser
Landon Stratton
Hector Garcia
Zach Shipley

Hometown

Benton
Bowling Green
Hodgenville
Lexington
Lexington
Louisville
Madisonville
Mayfield
Murray
Murray
Owensboro
Owensboro
Paducah
Paducah
Princeton
Russellville
Sedalia
Shelbyville

TENNESSEE (18)

D'Vaughn Whitt
D'Montre Wade
Ingram Tillard
Wes Drewery
Michael Magochy
Connor Mitchell
Nate Wilkinson
Brant Newman
Steven Clemmons
Mark Dodson
Tony Mays
Josh Malone
Drew Rutland
Paris Wilson
Leighton Colby
Joe Irby
Mareio McGraw
Demetric Johnson

Hometown

Clarksville
Columbia
Germantown
Franklin
Franklin
Franklin
Franklin
Germantown
Lewisburg
Memphis
Memphis
Memphis
Memphis
Memphis
Murfreesboro
Nashville
Nashville
South Pittsburg

LOUISIANA (2)

Jace Bragg
Korey Tillman

Hometown

Baton Rouge
New Orleans

MISSISSIPPI (3)

Ryan Rainey
Marico Paige
DeQuinten Spraggins

Hometown

Saucier
Wesson
West Point

MISSOURI (6)

Nick Collins
Tyler Gray
James Sappington
Brendan Bogner
Rajai Perkins
Chris Stahl

Hometown

Columbia
Columbia
Peculiar
St. Louis
St. Louis
St. Louis

NEW HAMPSHIRE (1)

Austin Hogancamp

Hometown

North Sutton

2016 MURRAY STATE ROSTER BREAKDOWN BY POSITION

OFFENSE

OFFENSIVE LINE (16)

No.	Name	Class
51	Ryan Rainey	R-Jr.
58	Kwan Stallworth	Fr.
59	Austin Hogancamp	Fr.
60	Brant Newman	So.
61	Dante Darcus	R-Fr.
62	Nate Wilkinson	Fr.
66	Tony Mays	R-Sr.
68	Leighton Colby	R-Fr.
69	Chris White	So.
70	Jace Bragg	R-Fr.
71	Noah Banks	R-Fr.
74	Steven Clemmons	Fr.
75	Cam Carter	Fr.
77	Ingram Tillard	Jr.
78	Joe Irby	Jr.
93	Wyatt Dawson	R-Fr.

QUARTERBACKS (6)

No.	Name	Class
2	KD Humphries	R-Sr.
8	Nate Embry	Fr.
13	Brendan Bognar	R-Fr.
14	Cameron Birse	R-Jr.
18	Eli Oltean	Fr.
19	Houston Hartz	R-So.

RUNNING BACKS (6)

No.	Name	Class
7	Mark Dodson	R-Jr.
20	Mareio McGraw	Fr.
26	Demetric Johnson	R-Jr.
30	Trae Gordon	So.
33	Ethon Felton	R-So.
48	Drake Van Hooser	R-Fr.

WIDE RECEIVERS (14)

No.	Name	Class
1	Malik Golson	R-Sr.
3	L.J. Gainey	Jr.
12	Mitch Stults	Sr.
15	Tyre Gray	Fr.
16	Jordon Gandy	Jr.
28	Nick Collins	Fr.
35	Drew Rutland	So.
80	Sterling Taylor	R-Jr.
81	Caleb Sheffer	R-Fr.
82	Sylvaughn Turner	Fr.
84	Rajai Perkins	Fr.
85	Jesse Blackburn	Sr.
86	Jensen Feggins	R-Fr.
89	Jonathan Moss	Fr.

DEFENSE

DEFENSIVE BACKS (17)

No.	Name	Class
5	D'Montre Wade	R-Jr.
6	Marquez Sanford	So.
8	Zach Shipley	R-Jr.
17	Isaiah Foster	Jr.
21	Zachary Wade	R-Jr.
22	Dylan Boone	So.
23	Marcus Meredith	R-Jr.
24	Toby Omli	Sr.
27	Greg Willard	Jr.
29	Sean Moore	Fr.
30	Tyler Gray	Fr.
34	Nigel Walton	Fr.
36	D'Vaughn Whitt	Fr.
39	Andre Davis	Fr.
43	John Welsh	R-So.
44	Josh Malone	Fr.
46	Ernest Kenty	Fr.

DEFENSIVE LINE (13)

No.	Name	Class
32	Zuri Elrington	Jr.
46	Silas Owens	So.
47	Robert Adams	Fr.
54	Chris Stahl	Fr.
73	Michael Magochy	Fr.
90	Dee Nalls	Fr.
91	Bishop Woods	Jr.
92	Quindarius Coles	Fr.
95	Troy-Wayne Quinn	Jr.
96	Griffin Martin	Fr.
97	Ryan Duvall	R-So.
98	Korey Tillman	Fr.
99	Rashad Johnson	So.

LINEBACKERS (11)

#No.	Name	Class
4	Jonathan Jackson	Sr.
9	Lamont Crittendon	R-Jr.
13	Quincy Williams	R-Jr.
25	Marico Paige	Jr.
31	Sean Rodriguez	Jr.
42	Jordan Tyler	R-So.
45	Derrick Shaw	Fr.
49	Chase Boling	Fr.
50	Paris Wilson	Fr.
53	Nolan Nichols	R-So.
55	Drew Marshall	Fr.

SPECIAL TEAMS

KICKERS (3)

No.	Name	Class
38	James Sappington	Fr.
41	Connor Mitchell	R-Sr.
87	Hector Garcia	R-Fr.

LONG SNAPPERS (1)

No.	Name	Class
40	Wes Drewery	R-So.

PUNTERS (2)

No.	Name	Class
37	Landon Stratton	R-So.
79	Keenan Lautner	Fr.

2016 MURRAY STATE DEPTH CHART

OFFENSE

QB	2	KD Humphries	6-3	225	RSr.	STUD
	19	Houston Hartz	6-2	195	RSo.	
F	20	Mareio McGraw	6-0	180	Fr.	DT
	26	Demetric Johnson	6-0	185	RJr.	
X	16	Jordon Gandy	6-4	210	Jr.	NOSE
	84	Rajai Perkins	6-0	187	Fr.	
H	12	Mitch Stults	5-9	175	Sr.	END
	1	Malik Golson	5-9	180	RSr.	
Y	85	Jesse Blackburn	6-3	240	Sr.	MIKE
	15	Tyre Gray	5-10	170	Fr.	
Z	89	Jonathan Moss	6-0	165	Fr.	WILL
	3	L.J. Gainey	5-11	187	Jr.	
LT	78	Joe Irby	6-4	297	Jr.	SLASH
	75	Cam Carter	6-6	280	Fr.	
LG	58	Kwan Stallworth	6-4	295	So.	FS
	74	Steven Clemmons	6-4	295	Fr.	
C	60	Brant Newman	6-2	286	RFr.	JACK
	70	Jace Bragg	6-3	275	RFr.	
RG	69	Chris White	6-3	310	So.	CB
	51	Ryan Rainey	6-1	295	RJr.	
RT	77	Ingram Tillard	6-5	330	Jr.	CB

DEFENSE

32	Zuri Elrington	6-3	265	Sr.
95	Troy-Wayne Quinn	6-1	245	Jr.
91	Bishop Woods	6-2	253	Jr.
94	Quindarius Coles	6-4	250	Fr.
99	Rashad Johnson	6-1	270	So.
90	Dee Nalls	6-4	305	Fr.
46	Silas Owens	6-4	240	So.
97	Ryan Duvall	6-5	225	RSo.
9	Lamont Crittendon	5-10	235	RSo.
25	Marico Paige	6-1	220	Jr.
31	Sean Rodriguez	6-0	210	Jr.
4	Jonathan Jackson	5-11	211	Sr.
21	Zachary Wade	5-11	215	RJr.
13	Quincy Williams	6-0	215	RSo.
24	Toby Omli	6-0	200	Sr.
27	Greg Willard	5-9	170	Jr.
17	Isaiah Foster	6-2	175	Jr.
8	Zach Shipley	5-10	178	RJr.
5	D'Montre Wade	6-0	192	RJr.
39	Andre Davis	5-11	175	Fr.
6	Marquez Sanford	5-11	170	So.
34	Nigel Walton	6-0	170	Fr.

SPECIAL TEAMS

41	Connor Mitchell	6-2	200	RSr.	KR	5	D'Montre Wade	6-0	192	RJr.
38	James Sappington	6-5	220	Fr.		20	Mareio McGraw	6-0	180	Fr.
38	James Sappington	6-5	220	Fr.	PR	85	Jesse Blackburn	6-3	240	Sr.
41	Connor Mitchell	6-2	200	RSr.		1	Malik Golson	5-9	180	RSr.
37	Landon Stratton	6-0	180	RSo.	H	37	Landon Stratton	6-0	180	RSo.
38	James Sappington	6-5	220	Fr.		8	Zach Shipley	5-10	178	RJr.
40	Wes Drewery	6-3	230	RSo.	SS	40	Wes Drewery	6-3	230	RSo.
73	Michael Magochy	6-4	220	Fr.		73	Michael Magochy	6-4	220	Fr.

THE INSIDE TRACK

SATURDAY'S WEATHER

Fans can expect temperatures to get to the mid-70's Saturday, before dropping to the mid-to-high 60's for the game. Wind should not be a factor for the kickers in the contest, as it will be low at 5 mph out of the north. Chances of rain for the game are also low at around 14-percent for the entire day.

WHITE OUT

Murray State fans attending Saturday's game are asked to wear white to the game as part of a White Out in coordination with United Way and Town & Gown. In addition and contrary to football norms, the Racers will be dressed in all white for the game, while the visiting Skyhawks will wear their traditional home blue jerseys.

TICKETS FOR CANS

Fans that bring five canned goods to Saturday's game can get two tickets for the price of one. The offer is the kick-off to MSU's Student-Athlete Advisory Committee 11th Annual Canned Food Drive which will run through November 18.

LANDON STRATTON'S DAY OFF

In its last game, Murray State did not utilize the services of punter Landon Stratton once. All fourth downs for the Racers either came in short yardage situations, inside or close to the red zone or within field goal range. Only once, did MSU have a fourth down in its own territory, a 4th-and-2 from the Racer 49 that it successfully converted. The game marks the first time since Oct. 9, 1999 against UT Martin that an MSU team did not punt.

SEEING RED

One of the most improved areas for Murray State this season has been its red zone defense. The Racers have made six stops in 18 red zone attempts by their opponents for a percentage of 66.7, which is currently the 10th best in the nation. In contrast, MSU made just four stops in all of last season and finished 119th in that category.

ACCURACY COUNTS

While KD Humphries currently leads the nation in completions at 31.3 per game, he is also one of the most accurate quarterbacks in the country. So far this season he has completed 125 of 177 passes for a percentage of 70.6, which is currently the third-best in all of FCS. Samford's Devlin Hodges currently leads the category at 72.9 percent (145-199).

Junior receiver Jordon Gandy's six touchdowns currently leads the OVC and is the seventh most by any receiver in the FCS this season. Jake Wienke of South Dakota State currently leads the way in the receiving touchdowns with 10.

CHASING HISTORY

Senior QB KD Humphries has a chance to take over as all-time leader in all four major passing categories (attempts, completions, yards and touchdowns) this season, all four of which are currently owned by current MSU WR coach, Casey Brockman. Below is a chart showing where Humphries currently is and what he needs for the record.

<i>CAT.</i>	<i>CAREER #</i>	<i>CUR. RANK.</i>	<i>CUR. RECORD</i>	<i>NEEDED PER GM.</i>
<i>Yds</i>	8,659	2	9,990	221.8
<i>Att.</i>	1,193	2	1,405	35.3
<i>Comp.</i>	782	2	938	26.0
<i>TD</i>	58	2	71	2.1

OK, WHAT'S NEXT?

Murray State will travel to the Land of Lincoln for the third time this season for a date with the 18th-ranked Panthers of Eastern Illinois. Kickoff at O'Brien Stadium in Charleston is scheduled for 1 p.m.

BATTLE OF THE BORDER

Saturday will be the second event in the newly announced "Battle of the Border" rivalry series between Murray State and Austin Peay. The game will be worth three points in the overall standings. The series will be based on which school can secure the majority of 67 available points (based on the 67 miles between the two institutions) through regular-season meetings and community service projects.

LEADER OF THE SWAT TEAM

Through four games, D'Montre Wade currently ranks second in the nation in passes defended with nine total or 2.3 per game, including eight breakups. He trails only Jordan Ferguson of Brown, who leads the FCS with 3.0 per game.

THE LONGEST YARDS

In the third quarter Saturday, KD Humphries connected with Jesse Blackburn for an 81-yard completion that set up a 1-yard rush by Tyre Gray for a touchdown. The completion is the longest since at least 1995 eclipsing 80-yard passes from Dan Lloyd to Reggie Swinton against Austin Peay in 1997 and Stewart Childress to Terrence Tillman in 2000 against Tennessee State.

Coach To Cure MD is a one-day, nationwide awareness building and fundraising event that will be held on September 24, 2016. The goal of Coach To Cure MD is to raise awareness of Duchenne muscular dystrophy (Duchenne, pronounced "DOO-SHIN"), generate new financial support for Duchenne research and to demonstrate coaches' commitment to the betterment of young men and the core academic research missions of their universities. College football coaches all over the country have been asked to wear a patch with the Coach To Cure MD insignia on Saturday, September 24th. By wearing this patch, coaches will show their support for Coach To Cure MD and the fight against this disease. On Saturday, Hunter Shaw, who suffers from DMD, and his family will be the guests of the Racer and will conduct the opening coin toss.

OVC OPENERS

Murray State is 29-39 all-time in OVC openers and is 16-17 when the opener takes place in Murray. When SEMO entered the league in 1992, the two teams met every year as each's OVC opener until 1999. Since then, they have met just once in an OVC opener, with SEMO besting with Racers at home in 2010. Murray State is now 9-2 all-time in OVC openers vs. the Redhawks and 5-1 in Murray.

MR. 100

With 104 yards against Missouri State and 106 at SIU, Jordon Gandy has now hit the century mark in back-to-back-game. With 246 total yards and 86.0 yards per game he is currently ranked second in the OVC in both categories. He is also ranked 13th in the nation and first in the OVC in receiving touchdowns with three.

SPECIAL SPECIALISTS

Connor Mitchell currently leads the OVC and is ranked 13th in the nation field goals per game at 1.7, while he is also 22nd in the nation and second in the OVC in field goal percentage at 83.3 percent (5-for-6). Meanwhile, Landon Stratton currently boast the nation's 25th highest punt average and third best in the league at 41.5 yards per punt.

THE BIG 3

With three field goals in Saturday's loss to Missouri State, Connor Mitchell becomes the first player since Jordan Benton in 2012 to make three or more field goals in the same game. In addition, he also notched the first tackle of his career in the game.

LUCKY NUMBER SEVEN

COACH TO CURE

RED ZONE RISING

THE INSIDE TRACK

After marked improvement in the first year under coordinator Chris Boone, the Murray State defense has continued to get better in the early weeks of Boone's second season. One area in particular is red zone defense, a category in which the Racers are currently ranked 21st in the nation and second in the OVC. In 2015, MSU had just four red zone stops in 44 attempts. So far in 2016, the Racer "D" has three stops in eight attempts.

THE BLUE WALL

Lamont Crittendon's block of Missouri State's field goal attempt Saturday, kept alive a pretty impressive streak by the Racers. The Racers have now blocked at least one kick in every season dating back to at least 1995, spanning parts of three decades and now standing at 21 total seasons.

HOME AWAY FROM HOME

Saturday's trip to Carbondale will mark the second trip this season to the state of Illinois this season for the Racers with one more still to come in Eastern Illinois. Opponents from the Land of Lincoln account for exactly 50 percent of MSU's road games this season.

ONCE FRIENDS, NOW FOES

Two sets or former teammates will be on opposing rosters when Murray State and SIU take the field Saturday. MSU kicker Hector Garcia and SIU linebacker Corey Crider both graduated from Graves County HS in 2014, while Rajai Perkins and Jimmy Jones played together at Hazelwood East in St. Louis.

WELCOME HOME

Saturday will be the 92nd home opener for Murray State and they are currently 62-25-4 all-time in those game. After defeating Kentucky Wesleyan, 52-12, in last year's debut at Stewart Stadium, the Racers have now won three consecutive home openers.

SENIORS HONORED

Prior to Saturday's game nine seniors will be honored with their loved ones as part of the annual senior night. This year's seniors are Jesse Blackburn, Zuri Elrington, Malik Golson, KD Humphries, Jonathan Jackson, Tony Mays, Connor Mitchell, Toby Omli and Mitch Stults.

STEWART VS. STECKEL

While the two have never met as head coaches, they did meet as coordinators in 2013 when Murray State traveled to Missouri. Stewart's offense got the best of Steckel's defense for one quarter, when the Racers led 14-3 after the first. However, the Tigers would then shutout the Racers for the rest of the game on the way to a 58-14 win.

CLEAR THE TRACK

One of the greatest traditions in college football returns this season, as Racer 1 will once again make its way around the track after every Murray State touchdown. This year the horse, whose real name is Lobo, will be mounted by Kelsey Hathaway, a senior equine science major from Bowling Green, Kentucky.

THERE'S GOLD IN THAT THERE END ZONE

Back for its third season, is the annual Gold Rush. The Gold Rush is a new tradition in which all freshman are invited to run from one end of the field to the other prior to the game, decked in exclusive gold t-shirts and led by the university president, Dr. Bob Davies. The freshman are then invited to stay in the end zone and enjoy the game from field level.

TURNING HEADS

After a record breaking season in 2016 quarterback KD Humphries has garnered four preseason All-American honors (STATS, HERO Sports, College Sports Madness, InstantScouting) and has been named to two player of the year watch lists (STATS and CFPA). He also caught the attention of the first family of quarterbacks over the summer, the Mannings, and was invited to serve as a counselor at the elite Manning Passing Academy.

CHASING HISTORY

Senior QB KD Humphries has a chance to take over as all-time leader in all four major passing categories (attempts, completions, yards and touchdowns) this season, all four of which are currently owned by current MSU WR coach, Casey Brockman. Below is a chart showing where Humphries currently is and what he needs for the record.

OUT OF THE GATES

As it begins its 92nd season of football, Murray State is currently 49-38-4 all-time in season openers. However, when opening on the road, the all-time record dips below .500 at 19-25.

NUMBER CHANGES

As the year changes, so do the numbers. Several Racers will be wearing new numbers for the 2016 season.

<u>NAME</u>	<u>OLD #</u>	<u>NEW #</u>
Marquez Sanford	31	6
D'Montre Wade	34	5
Chase Boling	50	49
Lamont Crittendon	51	9
Kwan Stallworth	57	58
Drake VanHooser	72	48
Zach Shipley	82	8

A FRESH LOOK

For the first time since 1978, Murray State will wear a white helmet. The helmet will have the tradition "rider in M" on the left side and the player's number on the right with a navy & gold checkered trailing tail going down the middle. Uniform wise, gone is the recent gray, and in is a simple clean design featuring gold, navy and white. The two jerseys will be all white and a navy jersey with white sleeves. The two pants are navy with a white stripe down the middle and solid white.

OVC ACCOLADES

Senior TE Jesse Blackburn was the lone MSU representative on the Preseason All-OVC team. The senior caught six touchdowns passes and racked up a total of 612 yards in 2015.

WHAT'S UP "G"?

Eight MSU players will be wearing a "G" on their jersey in place of the traditional captain's "C". The "G" stands for G.U.T.T.S or Guys You Trust To Serve. This year's G.U.T.T.S. group consists of:

<u>NO.</u>	<u>NAME</u>	<u>CL</u>
2	KD Humphries	R-Sr.
6	Marquez Sanford	So.
8	Zach Shipley	R-Jr.
9	Lamont Crittendon	R-Jr.
24	Toby Omli	Sr.
40	Wes Drewery	R-So.
69	Chris White	So.
78	Joe Irby	Jr.

HEAD COACH MITCH STEWART

2ND SEASON AT MSU/2ND SEASON OVERALL

STEWART'S CAREER YEAR-BY-YEAR COACHING RECORD

Year	Team	OVERALL			OVC			POSTSEASON		
		W	L	Pct.	W	L	Pct.	W	L	Pct.
2015	Murray St.	3	8	.273	2	6	.250	0	0	.000
2016	Murray St.	1	4	.000	1	1	.500	0	0	.000
TOTAL		4	12	.250	3	7	.300	0	0	.000
<i>OT</i>		<i>1</i>	<i>1</i>	<i>.500</i>	<i>1</i>	<i>1</i>	<i>.500</i>	<i>0</i>	<i>0</i>	<i>.000</i>

STEWART VS. THE COMPETITION

OPPONENT	RECORD	OPPONENT	RECORD
Austin Peay*	2-0	Northern Illinois	0-1
Eastern Illinois*	0-1	Southern Illinois	0-1
Eastern Kentucky*	0-1	Southeast Missouri*	0-2
Illinois	0-1	Tennessee State*	1-0
Jacksonville State*	0-1	Tennessee Tech*	0-1
Kentucky Wesleyan	1-0	UT Martin*	0-1
Missouri State	0-1	Western Michigan	0-1

2016 Opponents Listed In BOLD

*Indicates OVC Opponent

TALE OF THE TAPE



Murray State	UT Martin
20.6..... Points Per Game	41.0
365.8..... Total Offense/Game.....	398.7
58.2..... Rushing Yards/Game.....	142.8
30.4..... Rushing Attempts/Game.....	36.7
1.9..... Yards Per Carry.....	3.9
307.6..... Passing Yardage/Game.....	255.8
42.4..... Passing Attempts/Game.....	28.0
10.7..... Yards Per Pass Completion.....	9.1
32.8..... Points Allowed/Game.....	27.2
456.4..... Total Defense/Game.....	342.0
206.6..... Rushing Yards Allowed/Game.....	113.2
4.7..... Yards Per Carry Allowed	3.2
249.8..... Passing Yards Allowed/Game	228.8
12.8..... Yards Per Completion Allowed	7.8
-5..... Turnover Margin.....	-3

Leaders	Leaders
Humphries (329.2)..... Passing Yards Per Game.....	Cook (194.2)
Humphries (8)..... Passing TDs.....	Cook (16)
McGraw (37.4)..... Rushing Yards Per Game.....	Bowe (61.8)
Gray, McGraw, Humphries (1)..... Rushing TDs	Hays (5)
Gandy (28)..... Receptions.....	Axline (21)
Gandy (6)..... Receiving TDs.....	Waethers (4)
Gandy (79.6)..... Receiving Yards Per Game	Axline (74.5)
Boone (40)..... Tackles	Hagens (47)
Crittendon (5.5)..... Tackles-For-Loss.....	Counce, Jones (5.5)
Elrington (3.0)..... Sacks.....	Jones (3.0)
Boone, Foster, D. Wade (1)..... Interceptions.....	6 Players (1)

All stats are current 2016

RACERS RECORD WHEN...

Overall	1-4
at home	0-2
on road	1-2
on grass	0-0
on field turf	1-4
in overtime	0-0
MSU wins coin toss	0-1
MSU scores first	0-0
MSU leads after 1st quarter	0-0
MSU leads at half	1-0
MSU leads after 3rd quarter	1-1
MSU has more rushing yards	0-0
MSU has more passing yards	1-1
MSU has more total yards	1-0
MSU has less penalties	1-1
MSU has less turnovers	0-1
MSU scores 20 points or more	0-1
MSU scores 30 points or more	0-0
MSU scores 40 points or more	1-0
MSU scores 50 points or more	0-0
MSU holds opp. under 30 points	0-1
MSU holds opp. under 20 points	1-1
MSU holds opp. under 10 points	0-0
MSU completes 50% of passes	0-1
MSU completes 60% of passes	1-3
MSU has 300-yard passer	1-2
Opp. has 300-yard passer	0-0
MSU has 100-yard rusher	0-0
Opp. has 100-yard rusher	0-2
MSU has 100-yard receiver	1-3
Opp. has 100-yard receiver	0-0
MSU defense scores	0-0
Opp. defense scores	0-0
MSU special teams score	1-4
Opp. special teams score	1-4

2016 OPENING DRIVES

Opponent	1H Result	2H Result
at Illinois	Interception	Punt
Missouri State	Punt	Interception
at Southern Illinois	Interception	Punt
Southeast Missouri	Touchdown	Punt
at Austin Peay	Fumble	Touchdown
UT Martin		
at Eastern Illinois		
Tennessee State		
at Eastern Kentucky		
Jacksonville State		
at Tennessee Tech		

MURRAY STATE SCORING DRIVES

Opponent	Qt.	Points	Plays	Yards	TOP	How Scored
Illinois	2	3	10	64	3:38	Mitchell 34yd field goal
Missouri St.	1	3	7	36	2:22	Mitchell 31yd field goal
Missouri St.	2	7	4	74	0:53	Gandy 55yd pass from Humphries
Missouri St.	2	3	11	50	2:43	Mitchell 36yd field goal
Missouri St.	3	7	9	66	2:42	Gandy 1yd pass from Humphries
Missouri St.	4	3	11	70	1:48	Mitchell 37 yd field goal
Southern Ill.	1	3	7	72	2:19	Mitchell 25yd field goal
Southern Ill.	1	7	1	14	0:06	Gandy 14yd pass from Birse
Southern Ill.	4	7	1	68	0:10	McGraw 68yd rush
Southeast Mo.	1	7	6	83	1:34	Johnson 67yd pass from Humphries
Southeast Mo.	3	6	4	88	1:14	Gray 1yd rush
Southeast Mo.	4	3	4	9	1:56	Mitchell 39yd field goal
Austin Peay	1	3	4	7	1:17	Mitchell 39yd field goal
Austin Peay	2	7	3	42	0:26	Gandy 9yd pass from Humphries
Austin Peay	2	7	6	47	1:33	Gandy 15yd pass from Humphries
Austin Peay	2	7	5	25	1:32	Blackburn 10yd pass from Humphries
Austin Peay	3	7	12	91	4:21	Humphries 10yd rush
Austin Peay	4	7	17	98	6:13	Stults 9yd pass from Humphries
Austin Peay	4	7	5	50	1:16	Gandy 12yds from Humphries

2016 OFFENSIVE STARTERS GAME-BY-GAME

	X	LT	LG	C	RG	RT	Y	H	Z	QB	F
ILL	Gandy	Irby	Rainey	Newman	White	Banks	Blackburn	Golson	Gainey	Humphries	Dodson
MOST	Gandy	Irby	Rainey	Newman	White	Banks	Blackburn	Stults	Gainey	Humphries	Johnson
SIU	Gandy	Irby	Stallworth	Newman	White	Banks	Blackburn	Golson	Gainey	Birse	Johnson
SEMO	Gandy	Tillard	Stallworth	Rainey	White	Banks	Blackburn	Stults	Moss	Humphries	Johnson
AP	Gandy	Tillard	Stallworth	Newman	Rainey	Banks	Blackburn	Stults	Moss	Humphries	McGraw
UTM											
EIU											
TSU											
EKU											
JSU											
TTU											

2016 DEFENSIVE STARTERS GAME-BY-GAME

	STUD	DT	NOSE	END	MIKE	WILL	SLASH	FS	JACK	CB	CB
ILL	Elrington	Johnson	Stahl	Jackson	Crittendon	Williams	Z. Wade	Shiple	Omli	D. Wade	Sanford
MOST	Elrington	Johnson	Stahl	Jackson	Crittendon	Williams	Z. Wade	Boone	Omli	D. Wade	Sanford
SIU	Elrington	Johnson	Stahl	Jackson	Crittendon	Williams	Z. Wade	Boone	Omli	D. Wade	Sanford
SEMO	Elrington	Woods	Johnson	Jackson	Crittendon	Rodriguez	Z. Wade	Boone	Omli	D. Wade	Walton
AP	Elrington	Woods	Johnson	Jackson	Crittendon	Rodriguez	Foster	Shiple	Omli	D. Wade	Walton
UTM											
EIU											
TSU											
EKU											
JSU											
TTU											

2016 WON-LOST MARGINS

Margin	1	2	3	4	5	6	7	8	9	10	11	12	13	14	15
Won By															
Lost By	1					1									
Margin	16	17	18	19	20	21	22	23	24	25	26	27	28	29	30+
Won By													1		
Lost By															2

2016 SCORE BY QUARTERS

	1st Qtr.	2nd Qtr.	3rd Qtr.	4th Qtr.	OT	Total
Murray St.	23	34	19	27	0	103
Avg.	4.6	6.8	3.8	5.4	0.0	20.6
Opponents	55	56	23	30	0	164
Avg.	11.0	11.2	4.6	6.0	0.0	32.8

2016 TEAM/OPPONENT HIGHS & LOWS

	MURRAY STATE		OPPONENT	
	HIGHS	LOWS	HIGHS	LOWS
Offense				
Points	45 - APSU, 10/1	3 - ILL, 9/3	52 - ILL, 9/3	17 - SEMO, 9/24; APSU, 10/1
First Downs	34 - APSU, 10/1	12 - SIU, 9/17	30 - SIU, 9/17	20 - APSU, 10/1
Total Offense	565 - APSU, 10/1	165 - ILL, 9/3	558 - SIU, 9/17	355 - APSU, 10/1
Touchdowns	6 - APSU, 10/1	0 - ILL, 9/3	7 - ILL, 9/3	2 - SEMO, 9/24; APSU, 10/1
Passing Yards	455 - APSU, 10/1	175 - ILL, 9/3	295 - MOST, 9/10	171 - APSU, 10/1
Passing TD	5 - APSU, 10/1	0 - ILL, 9/3	4 - SIU, 9/17	0 - APSU, 10/1
Rushing Yards	110 - SIU, 9/17; APSU - 10/1	9 - SEMO, 9/24	287 - ILL, 9/3	119 - SEMO, 9/24
Rushing TD	1 - 3 Times	---	4 - ILL, 9/3	0 - SEMO, 9/24
T.O.P.	32:50 - APSU, 10/1	24:30 - SEMO, 9/24	35:30 - SEMO, 9/24	27:10 - APSU, 10/1
Interceptions	3 - MOST, 9/10; SIU, 9/17	0 - SEMO, 9/24	1 - 3 Times	0 - ILL, 9/3; SIU 9/17
Fumbles Lost	2 - APSU, 10/1	0 - SIU, 9/17; SEMO 9/24	1 - 4 Times	0 - ILL, 9/3
Defense				
Tackles	93 - MOST, 9/10	68 - APSU, 10/1	102 - APSU, 10/1	64 - SIU, 9/17
Tackles-For-Loss	9.0 - SEMO, 9/24	3.0 - ILL, 9/3; SIU, 9/17	11.0 - 3 Times	8.0 - MOST, 9/10
Sacks	5.0 - SEMO, 9/24	1.0 - MOST, 9/10; SIU, 9/17	6.0 - ILL, 9/3	2.0 - MOST, 9/10
QB Hurries	6 - MOST, 9/10	1 - SIU, 9/17; APSU - 10/1	3 - 3 Times	0 - SEMO, 9/24
Special Team & Misc.				
Field Goals	3 - MOST, 9/10	1 - 4 Times	1 - 4 Times	0 - MOST, 9/10
Punt Average	49.4 - SIU, 9/17	0.0 - APSU, 10/1	43.0 - ILL, 9/3	36.3 - SIU, 9/17
Penalties (Yards)	9 (75) - MOST, 9/10	4 (29) - ILL, 9/3	12 (130) - MOST, 9/10	5 (40) - SEMO, 9/24

2016 INDIVIDUAL HIGHS

	MURRAY ST.	OPPONENT
Offense		
Passing Yards	455 - Humphries (APSU, 10/1)	295 - Ruddick (MOST, 9/10)
Passing TD	5 - Humphries (APSU, 10/1)	4 - Straughn (SIU, 9/17)
Rush Yards	86 - McGraw (APSU, 10/1)	118 - Foster (ILL, 9/3)
Rush TD	1 - 3 Players	2 - Foster (ILL, 9/3)
Receiving Yds.	147 - Blackburn (APSU, 10/1)	98 - Earl (MOST, 9/10)
Receiving TD	3 - Gandy (APSU, 10/1)	2 - Earl (MOST, 9/10)
Defense		
Tackles	13 - Z. Wade (MOST, 9/10)	14 - Cole (MOST, 9/10)
Tackles-For-Loss	3.0 - Crittendon (MOST, 9/10)	3.0 - Phillips, President (ILL, 9/3)
Sacks	2.0 - Jackson (ILL, 9/3); Elrington (SEMO, 9/24)	2.0 - 3 Players
Interceptions	1 - 3 Players	1 - 9 Players
Blocked Kicks	1 - Crittendon (MOST, 9/10)	---
Special Teams		
Field Goals	3 - Mitchell (MOST, 9/10)	1 - 4 Players
Punt Average	49.4 - Stratton (SIU, 9/17)	43.0 Frain - (ILL, 9/3)

THE LAST TIME MURRAY STATE...

30+ Rushing Attempts

30, Mike Harris (133 yds) vs Eastern Illinois, 10-15-11

100 Yards Rushing

112, Roman Clay, at Jacksonville St, 11-21-15

200 Yards Rushing

206, Mike Harris vs. Eastern Kentucky, 10-29-11

300 Yards Rushing

310, Stevie Chaney vs Austin Peay, 11-12-05

20+ Completions

28, KD Humphries (28-51-346) vs. Eastern Ill., 10-31-15

30+ Completions

35, KD Humphries (35-52-356), Missouri St., 9-10-16

40+ Completions

49, KD Humphries (49-60-455) at Austin Peay, 10-1-16

30+ Passing Attempts

34, KD Humphries (22-34-343) vs. Southeast Mo. 9-24-16

40+ Passing Attempts

45, KD Humphries (22-45-286) at Jacksonville St, 11-21-15

50+ Passing Attempts

60, KD Humphries (49-60-455), Austin Peay, 10-15-15

30+ Passing Attempts In One Half

37, KD Humphries (28-37-241) at Austin Peay (1st), 10-1-15

300+ Passing

343, KD Humphries (23-34, 1TD), vs. Southeast Mo. 9-24-16

400+ Passing

455, KD Humphries (49-60, 5TD) at Austin Peay, 10-1-16

500+ Passing

537, Casey Brockman (45-67, 8TD) vs UTM, 10-13-12

3 TD's Passing

3, KD Humphries (34-51-366) at Tennessee St., 11-7-15

4 TD's Passing

4, Casey Brockman (35-46-321) vs Georgia St., 10-8-11

5+ TD's Passing

5, KD Humphries (49-60-455) at Austin Peay, 10-1-16

2 TD's Receiving

2, Jordon Gandy, Missouri St., 9-10-16

3+ TD's Receiving

3, Jordon Gandy, at Austin Peay, 10-1-16

One Player Accounting For Three Scores In Three Different Ways

Casey Brockman (rush, reception, and pass) vs Southeast Mo., 11-19-11

10+ Receptions

13, Jordon Gandy (147), at Austin Peay, 10-1-16

15+ Receptions

19, Jeremy Harness (164) at Tennessee Tech, 10-4-14

100+ Receiving Yards

147, Jordon Gandy, at Austin Peay, 10-1-16

150+ Receiving Yards

162, Jesse Blackburn, at Tennessee St., 11-7-15

200+ Receiving Yards

213, Marcus Harris vs Missouri State, 10-9-10

Kickoff Return For TD

85, Janaowski Davis, vs. UT Martin, 10-24-15

Punt Return For TD

62, Janaowski Davis vs. Ky. Wesleyan, 10-25-14

Interception For TD

26, Marquez Samford, vs. Eastern Ill., 10-31-15

60+ Punt

78, Landon Stratton, at Southern Ill., 9-17-16

Scored A Safety

vs Mississippi Valley State, 9-10-11

Fumble Return For TD

1, Demetrius Mason, at Jacksonville St, 11-21-15

Blocked Punt For TD

Brandon Wicks block, Jeffery Richard TD vs. Miss Valley St, 9-10-11

Blocked Punt

Brandon Wicks vs. Eastern Illinois, 10-15-11

Blocked Field Goal

Lamont Crittendon, Missouri St., 9-10-16

Blocked Extra Point

Zach Dean (2) at Tennessee State, 11-7-15

Blocked PAT Return for 2 Pts.

Shawn Samuels-Connell at Tennessee State, 11-7-15

4 Interceptions In Game By One Player

4, Bud Qualk vs Austin Peay, 11-8-69

3 Interceptions In Game By One Player

4, Bud Qualk vs Austin Peay, 11-8-69

2 Interceptions In A Game By One Player

2, Nathan Brinkley, vs UT Martin, 9-25-10

3 Field Goals In A Game

Connor Mitchell (31, 36, 37), vs. Missouri St., 9-10-16

4 Field Goals in a Game

Kienan Cullen (37, 21, 20, 40) vs Tenn Tech, 11-6-10

5 Field Goals in a Game

Jordan Benton (39, 30, 35, 36, 21) vs. Eastern Illinois, 9-22-12

50+ Field Goal

52, Shane Andrus vs Eastern Illinois, 11-23-02

60+ Field Goal

62, Paul Hickert vs Eastern Kentucky, 10-11-86

Rush Of 65+ Yards

68, Mareio McGraw, at Southern Ill., 9-17-16

Pass Of 65+ Yards

71, KD Humphries to Janaowski Davis vs. UT Martin, 10-24-15

Rush Of 75+ Yards

79, Terrance Tillman vs Tennessee Tech, 10-28-2000

Pass of 75+ Yards

81, KD Humphries to Jesse Blackburn vs. Southeast Mo. 9-24-16

Rush Of 85+ Yards

94, Mike Harris vs Tennessee Tech, 11-6-10

Rush Of 95+ Yards

97, Stevie Chaney vs Austin Peay, 11-12-05

THE LAST TIME AN OPPONENT...

30+ Rushing Attempts

30, Jarvion Franklin, Western Michigan, 9-20-14

100+ Yards Rushing

104, Daquan Isom, Southern Ill., 9-17-16

200+ Yards Rushing

224, Tremane McCullough, Southeast Mo., 10-3-15

20+ Completions

27, Josh Straughn, Southern Ill., 9-17-16

30+ Completions

42, Derek Carr, UT Martin, 10-13-12

30+ Passing Attempts

34, Josh Straughn, Southern Ill., 9-17-16

40+ Passing Attempts

44, Jesse Hosket, Southeast Mo. 9-24-16

4+ TD's Passing

4, O'Shay Ackerman-Carter, Tennessee St., 11-7-15

10+ Receptions

14, Brock McCoin, Tennessee Tech, 9-27-15

15+ Receptions

21, Erik Lora, Eastern Illinois, 9-22-12

100+ Receiving Yards

143, Rod Wright, UT Martin, 10-24-15
103, William Tanner, UT Martin, 10-24-15

150+ Receiving Yards

169, Paul McRoberts, Southeast Mo., 10-3-15

200+ Receiving Yards

248, Patrick Smith, Tennessee St., 11-7-15

Kickoff Return For TD

98, D.J. Davis, Southern Ill., 9-17-16

Punt Return For TD

72, Jesse Grandy, Central Arkansas, 9-8-12

Interception For TD

10 yards, Darius Phillips, Western Michigan, 9-20-14

Scored A Safety

Eastern Illinois, 11-9-13

Fumble Return For TD;

95, Jabari Weeks, Union, 8-28-14

Blocked Punt For TD

Missouri State, 10-9-10

Blocked Punt

1, Missouri State, 10-9-10

50+ Field Goal

52, Jackson Redditt, UT Martin, 11-1-14

Rush Of 75+ Yards

97, Chris Douglas, Missouri State, 10-9-10

Pass Of 75+ Yards

81, O'Shay Ackerman-Carter to Patrick Smith, TSU, 11-7-15

2016 OFFENSIVE INDIVIDUAL GAME-BY-GAME

Rushing (Att.-Yards-TD)

	ILL	MOST	SIU	SEMO	AP	UTM	EIU	TSU	EKU	JSU	TTU
Cameron Birse	1-(-4)-0	---	5-(-20)-0	---							
Mark Dodson	4-16-0	---	---	---							
L.J. Gainey	---	2-3-0	---	1-(-9)-0							
Trae Gordon	2-2-0	---	7-5-0	---	7-23-0						
Tyre Gray	---	---	---	1-1-1							
Houston Hartz	1-6-0	---	---	---							
KD Humphries	9-(-12)-0	8-(-2)-0	---	5-(-18)-0	9-3-1						
Demetric Johnson	6-(-2)-0	19-77-0	18-50-0	16-21-0							
Mario McGraw	2-6-0	2-3-0	5-78-1	2-14-0	16-86-0						
Mitch Stults	---	---	---	---	1-1-0						

Receiving (Rec.-Yards-TD)

	ILL	MOST	SIU	SEMO	AP	UTM	EIU	TSU	EKU	JSU	TTU
Cameron Birse	---	---	1-(-1)-0	---	---						
Jesse Blackburn	4-48-0	2-24-0	4-19-0	3-112-0	8-94-1						
Jensen Feggins	1-17-0	1-12-0	---	---	1-19-0						
L.J. Gainey	1-(-5)-0	4-34-0	1-4-0	1-2-0	4-20-0						
Jordon Gandy	3-36-0	7-102-2	3-106-1	3-5-0	13-147-3						
Malik Golson	2-34-0	5-21-0	4-28-0	---	3-20-0						
Trae Gordon	1-(-6)-0	---	---	---	1-6-0						
Tyre Gray	2-13-0	1-7-0	---	---	1-5-0						
Demetric Johnson	5-26-0	7-77-0	2-20-0	6-96-1	---						
Mario McGraw	---	---	---	1-67-0	5-25-0						
Jonathan Moss	---	3-46-0	1-33-0	2-16-0	5-42-0						
Rajai Perkins	---	1-5-0	---	---	---						
Mitch Stults	3-12-0	4-26-0	---	7-45-0	7-61-1						
Sterling Taylor	---	---	---	---	1-16-0						

Passing (Comp.-Att.-Int.-Yards-TD)

	#2 KD Humphries	#14 Cameron Birse	#19 Houston Hartz	#85 Jesse Blackburn
at Illinois	18-31-2-163-0	2-3-0-18-0	1-1-0-(-6)-0	---
Missouri State	35-52-3-356-2	---	---	---
at Southern Illinois	---	15-29-2-210-1	0-1-1-0-0	1-1-0-(-1)-0
Southeast Missouri	23-34-0-343-1	---	---	---
at Austin Peay	49-60-1-455-5	---	---	---
UT Martin				
at Eastern Illinois				
Tennessee State				
at Eastern Kentucky				
Jacksonville State				
at Tennessee Tech				

Punting/Field Goals (Punts-Avg./FGM-FGA-Long)

	#37 Landon Stratton P	#41 Connor Mitchell FG
at Illinois	7-42.4	1-2-34
Missouri State	6-30.0	3-3-37
at Southern Illinois	8-49.4	1-1-25
Southeast Missouri	9-44.9	1-3-39
at Austin Peay	0-0.0	1-2-39
UT Martin		
at Eastern Illinois		
Tennessee State		
at Eastern Kentucky		
Jacksonville State		
at Tennessee Tech		

2016 DEFNSIVE INDIVIDUAL GAME-BY-GAME

Tackles (Total-TFL-TFLYds.)

	ILL	MOST	SIU	SEMO	AP	UTM	EIU	TSU	EKU	JSU	TTU
Robert Adams	---	1-0-0	---	---	---						
Noah Banks	---	1-0-0	---	---	---						
Dylan Boone	7-0-0	7-1.0-2	6-0-0	10-0-0	10-0-0						
Lamont Crittendon	8-1.0-3	12-3.0-8	6-0.5-1	9-1.0-5	3-0-0						
Andre Davis	1-0-0	---	---	---	---						
Zuri Elrington	1-0-0	1-0-0	4-1.0-3	4-2.0-13	---						
Isaiah Foster	5-0-0	1-0.5-0	5-0-0	4-0-0	6-0-0						
Jordon Gandy	---	---	1-0-0	1-0-0	---						
Malik Golson	---	1-0-0	---	---	---						
Jonathan Jackson	5-2.0-11	9-0-0	5-0.5-1	9-1.0-3	5-1.0-3						
Demetric Johnson	1-0-0	---	1-0-0	---	---						
Rashad Johnson	2-0-0	1-0-0	---	3-1.0-1	---						
Mario McGraw	---	1-0-0	---	---	---						
Connor Mitchell	---	1-0-0	---	---	---						
Jonathan Moss	---	---	---	---	1-0-0						
Dee Nalls	1-0-0	1-0-0	1-0-0	---	2-0-0						
Toby Omli	3-0-0	5-1.0-8	6-1.0-3	5-0-0	9-0-0						
Silas Owens	1-0-0	1-0-0	3-0-0	4-1.0-1	1-1.0-4						
Rajai Perkins	---	---	1-0-0	---	---						
Marico Paige	2-0-0	8-0-0	3-0-0	5-0.5-1	7-1.0-6						
Troy-Wayne Quinn	---	1-0-0	4-0-0	1-0-0	---						
Sean Rodriguez	5-0-0	4-0-0	7-0-0	5-1.0-4	10-0-0						
Marquez Sanford	4-0-0	5-0-0	5-0-0	6-0-0	2-1.0-7						
James Sappington	---	---	---	1-0-0	---						
Derrick Shaw	2-0-0	---	---	---	---						
Zach Shipley	3-0-0	3-0-0	4-0-0	---	2-0-0						
Chris Stahl	1-0-0	3-0-0	1-0-0	---	---						
Sterling Taylor	---	---	---	---	1-0-0						
Korey Tillman	1-0-0	3-0-0	4-0-0	---	---						
D'Montre Wade	5-0-0	1-0-0	9-0-0	---	4-0-0						
Zachary Wade	5-0-0	13-0-0	9-0-0	7-0.5-2	---						
Nigel Walton	1-0-0	---	---	2-0-0	2-0-0						
Greg Willard	1-0-0	1-0-0	---	2-0-0	---						
D'Vaughn Whitt	1-0-0	2-0.5-0	2-0-0	1-1-0	---						
Quincy Williams	7-0-0	6-1.0-1	2-0-0	---	1-0-0						
Bishop Woods	---	---	3-0-0	4-1.0-5	2-0-0						

Sacks (Sacks-Yds)

	ILL	MOST	SIU	SEMO	AP	UTM	EIU	TSU	EKU	JSU	TTU
Lamont Crittendon	---	---	---	1.0-5	---						
Zuri Elrington	---	---	1.0-3	2.0-13	---						
Jonathan Jackson	2.0-11	---	---	---	---						
Toby Omli	---	1.0-8	---	---	---						
Silas Owens	---	---	---	0.5-1	1.0-4						
Marico Paige	---	---	---	0.5-1	1.0-6						
Marquez Sanford	---	---	---	---	1.0-7						
Bishop Woods	---	---	---	1.0-5	---						

Interceptions-Break Ups

	ILL	MOST	SIU	SEMO	AP	UTM	EIU	TSU	EKU	JSU	TTU
Dylan Boone	---	---	---	1-1	0-1						
Isaiah Foster	---	---	0-1	0-1	1-0						
Jonathan Jackson	---	---	---	0-2	---						
Marquez Sanford	---	---	---	0-3	---						
D'Montre Wade	0-2	1-1	0-5	---	---						
Nigel Walton	---	---	---	0-1	---						

2016 DEFNSIVE INDIVIDUAL GAME-BY-GAME

Fumbles (FF-FR)

	ILL	MOST	SIU	SEMO	AP	UTM	EIU	TSU	EKU	JSU	TTU
Dyain Boone	---	0-1	---	---	---						
Zuri Elrington	---	---	---	1-0	---						
Malik Golson	---	1-0	---	---	---						
Jonathan Jackson	---	---	---	2-0	---						
Toby Omli	---	---	1-0	---	---						
Silas Owens	---	---	---	---	0-1						
Marico Paige	---	---	---	---	1-0						
Zachary Wade	---	---	0-1	0-1	---						

Miscellaneous (Blks-QBH)

	ILL	MOST	SIU	SEMO	AP	UTM	EIU	TSU	EKU	JSU	TTU
Lamont Crittendon	---	1-0	---	---	0-1						
Zuri Elrington	---	0-1	---	---	---						
Jonathan Jackson	---	0-1	---	0-1	---						
Marico Paige	---	---	---	0-1	---						
Troy-Wayne Quinn	---	0-2	---	0-1	---						
Zach Shipley	---	---	0-1	---	---						
D'Vaughn Whitt	---	0-1	---	---	---						
Greg Wilalrd	---	---	---	0-1	---						
Quincy Williams	0-2	0-1	---	---	---						

MSU/OPPONENT GAME-BY-GAME

Game	Score	First Downs	Time of Possession	Rushing (No-Yds-TD)	Passing (Cmp-Att-Int-Yds-TD)	Total Offense (Plays-Yds-TD)	3rd Down Conv.	Fumbles-Lost
MURRAY STATE	3	13	26:32	26-(-10)-0	21-35-2-175-0	61-165-0	4-16	1-1
at Illinois	52	21	33:28	40-287-4	16-24-0-228-3	64-515-7	6-12	1-0
MURRAY STATE	22	21	25:17	30-72-0	21-35-2-356-2	82-428-2	9-21	2-1
Missouri State	28	23	34:33	52-174-1	21-37-1-295-3	89-469-4	8-20	1-1
MURRAY STATE	17	12	27:25	36-110-1	16-31-3-209-1	67-319-2	4-18	0-0
at Southern Illinois	50	30	32:35	49-269-2	27-38-0-289-4	87-558-6	4-15	4-1
MURRAY STATE	16	13	24:30	25-9-1	23-34-0-343-1	59-352-2	4-15	0-0
Southeast Missouri	17	26	35:30	46-154-0	20-45-1-266-2	91-385-2	11-23	3-1
MURRAY STATE	45	34	32:50	35-110-1	46-60-1-455-5	95-565-6	10-19	3-4
at Austin Peay	17	20	27:10	35-184-2	16-24-1-171-0	59-355-2	3-10	0-1
MURRAY STATE								
UT Martin								
MURRAY STATE								
at Eastern Illinois								
MURRAY STATE								
Tennessee State								
MURRAY STATE								
at Eastern Kentucky								
MURRAY STATE								
Jacksonville State								
MURRAY STATE								
at Tennessee Tech								

2016 IN THE RANKINGS

CATEGORY	FCS	OVC	VALUE
Blocked Kicks	34	1	1
Blocked Kicks Allowed	1	1	0
Blocked Punts Allowed	1	1	0
Completion Percentage	6	1	67.9
Fewest Penalties	48	1	33
Fewest Penalties Per Game	55	2	6.60
Fewest Penalty Yards	60	2	303
Fewest Penalty Yards Per Game	65	3	60.6
Fumbles Lost	52	3	4
Net Punting	11	3	39.6
Passing Offense	9	1	307.6
Red Zone Defense	10	1	66.7
Team Sacks	30	3	2.40

Completions Percentage

KD Humphries 3 1 70.6

Completions Per Game

KD Humphries 1 1 31.3

Field Goals Per Game

Connor Mitchell 10 3 1.4

Forced Fumbles

Jonathan Jackson 17 2 0.40

Fumbles Recovered

Zachary Wade 4 1 2

Dylan Boone 40 4 1

Silas Owens 40 4 1

Passes Defended

D'Montre Wade 6 1 1.8

Passing Efficiency

KD Humphries 25 3 141.3

Passing TDs

KD Humphries 37 4 8

Passing Yards

KD Humphries 19 3 1,317

Passing Yards Per Game

KD Humphries 3 1 329.3

Points Responsible For Per Game

KD Humphries 29 2 13.5

Punting

Landon Stratton 14 2 42.5

Receiving TDs

Jordan Gandy 7 1 6

Receiving Yards Per Game

Jordan Gandy 44 5 79.6

Receptions Per Game

Jordan Gandy 44 3 5.6

Sacks

Zuri Elrington 52 5 0.6

Scoring

Jordan Gandy 55 2 7.2

Total Offense

KD Humphries 6 1 322.0

Yards Per Attempt

KD Humphries 37 5 7.41

Yards Per Reception

Jordan Gandy 38 4 7.44

2016 BIG GAMES

100-Yd Rushing Games

Player	Opponent	Att.-Yds.-TD
--------	----------	--------------

10+ Reception Games

Player	Rec.	Opponent	Yds-TD
Jordan Gandy	13	Austin Peay	147-3

100-Yd Receiving Games

Player	Opponent	Rec.-Yds.-TD
Jordan Gandy	Missouri St.	7-104-2
Jordan Gandy	Southern Ill.	3-106-1
Jesse Blackburn	Southeast Mo.	3-112-0
Jordan Gandy	Austin Peay	13-147-3

30+ Completion Games

Player	Opponent	Comp.-Att.
KD Humphries	Missouri St.	35-52
KD Humphries	Austin Peay	49-60

300-Yd Passing Games

Player	Opponent	Yds.-TD.
KD Humphries	Missouri St.	356-2
KD Humphries	Southeast Mo.	343-1
KD Humphries	Austin Peay	455-5

2016 INDIVIDUAL HONORS

Jesse Blackburn - WR Preseason All-OVC College Sports Madness - Preseason All-OVC 1st Tm.	Jordan Gandy - WR HEROSports - HERO of the Week - Week 5	Malik Golson - WR College Sports Madness - Preseason All-OVC 2nd Tm.
KD Humphries - QB STATS Offensive POY Watch List CFPA FCS Performer of the Year Watch List HERO Sports - Preseason 1st Tm. AA InstantScouting/National Mock Drafts - Preseason 1st Tm. AA STATS - Preseason 2nd Tm. AA College Sports Madness - Preseason 2nd Tm. AA College Sports Madness - Preseason 2nd Tm. All-OVC adidas® OVC Offensive Player of the Week - 10/2	Jonathan Jackson - LB College Sports Madness - Preseason All-OVC 2nd Tm.	Tony Mays II - OL College Sports Madness - Preseason All-OVC 2nd Tm.
Toby Omli - DB College Sports Madness - Preseason All-OVC 2nd Tm.	Marquez Sanford - DB College Sports Madness - Preseason All-OVC 2nd Tm.	Landon Stratton - P College Sports Madness - Preseason All-OVC 2nd Tm.
Bishop Woods - DL College Sports Madness - Preseason All-OVC 2nd Tm.		

2016 MURRAY STATE RED ZONE SCORING

	Times	Times	Total	-----Failed to score inside RZ -----									
	In RZ	Scored	Pts	TDs	Rush TDs	Pass TDs	FGs Made	FGA	Downs	Int	Fumb	Half	Game
ILL	1	1	3	0	0	0	1	0	0	0	0	0	0
MOST	5	4	15	1	0	1	3	0	0	0	1	0	0
SIU	3	2	10	1	0	1	1	0	1	0	0	0	0
SEMO	3	1	6	1	1	0	0	2	1	0	1	0	0
AP	8	6	42	6	1	5	0	0	0	1	1	0	0
UTM													
EIU													
TSU													
EKU													
JSU													
TTU													
Totals	20	14	76	9	2	7	5	2	1	1	2	0	0
14-of-20 (70.0%)													

2016 OPPONENT RED ZONE SCORING

	Times	Times	Total	-----Failed to score inside RZ -----									
	In RZ	Scored	Pts	TDs	Rush TDs	Pass TDs	FGs Made	FGA	Downs	Int	Fumb	Half	Game
ILL	4	3	21	3	2	1	0	0	0	0	0	1	0
MOST	4	2	15	2	1	1	0	1	1	0	0	0	0
SIU	4	4	24	3	1	2	1	0	0	0	0	0	0
SEMO	4	2	14	2	0	2	0	0	0	0	1	1	0
AP	2	1	7	1	1	0	0	0	1	0	0	0	0
UTM													
EIU													
TSU													
EKU													
JSU													
TTU													
Totals	18	12	81	11	5	6	1	1	2	0	1	2	0
12-of-18 (66.7%)													

2016 SEASON/CAREER STATS

	SEASON								CAREER											
Rushing	gp	att	gain	loss	net	avg	td	lg	avg/g	gp	att	gain	loss	net	avg	td	lg	avg/g		
MCGRAW, Mareio	5	26	195	8	187	7.2	1	68	37.4	5	26	195	8	187	7.2	1	68	37.4		
JOHNSON, Demetri	4	59	165	28	137	2.3	0	18	34.2	27	59	165	28	137	2.3	0	18	5.1		
GORDON, Trae	5	16	31	1	30	1.9	0	11	6.0	8	16	31	1	30	1.9	0	11	3.8		
DODSON, Mark	1	4	16	0	16	4.0	0	12	16.0	1	4	16	0	16	4.0	0	12	16.0		
HARTZ, Houston	4	1	6	0	6	6.0	0	6	1.5	6	1	6	0	6	6.0	0	6	1.0		
GRAY, Tyre	5	1	1	0	1	1.0	1	1	0.2	5	1	1	0	1	1.0	1	1	0.2		
STULTS, Mitch	5	1	1	0	1	1.0	0	1	0.2	30	1	1	0	1	1.0	0	1	0.0		
GAINEY, L.J.	5	3	3	9	-6	-2.0	0	2	-1.2	5	3	3	9	-6	-2.0	0	2	-1.2		
BIRSE, Cameron	2	6	5	29	-24	-4.0	0	5	-12.0	2	6	5	29	-24	-4.0	0	5	-12.0		
TEAM	3	4	0	28	-28	-7.0	0	0	-9.3											
HUMPHRIES, KD	4	31	54	83	-29	-0.9	1	10	-7.2	32	230	742	490	252	1.1	12	24	7.9		
Total	5	152	477	186	291	1.9	3	68	58.2											
Opponents	5	222	1153	120	1033	4.7	9	56	206.6											
Passing	gp	effic	comp	att	int	pct	yds	td	lg	avg/g	gp	effic	comp	att	int	pct	yds	td	lg	avg/g
HUMPHRIES, KD	4	141.26	125	177	6	70.6	1317	8	81	329.2	32	138.37	782	1193	25	65.5	8659	58	81	270.6
BIRSE, Cameron	2	110.79	17	32	2	53.1	228	1	64	114.0	2	110.79	17	32	2	53.1	228	1	64	114.0
HARTZ, Houston	4	-75.20	1	2	1	50.0	-6	0	0	-1.5	6	-8.40	2	4	1	50.0	-4	0	2	-0.7
BLACKBURN, Jess	5	91.60	1	1	0	100.0	-1	0	0	-0.2	38	21.00	2	4	1	50.0	10	0	11	0.3
Total	5	134.38	144	212	9	67.9	1538	9	81	307.6										
Opponents	5	141.97	100	168	3	59.5	1249	12	68	249.8										
Receiving	gp	no.	yds	avg	td	lg	avg/g	gp	no.	yds	avg	td	lg	avg/g						
GANDY, Jordon	5	28	398	14.2	6	64	79.6	23	36	533	14.8	8	64	23.2						
BLACKBURN, Jess	5	21	297	14.1	1	81	59.4	38	137	1655	12.1	9	81	43.6						
STULTS, Mitch	5	21	144	6.9	1	27	28.8	30	47	364	7.7	1	33	12.1						
JOHNSON, Demetri	4	20	219	10.9	1	67	54.8	27	20	219	10.9	1	67	8.1						
GOLSON, Malik	5	14	103	7.4	0	30	20.6	5	14	103	7.4	0	30	20.6						
MOSS, Jonathan	5	11	137	12.5	0	33	27.4	5	11	137	12.5	0	33	27.4						
GAINEY, L.J.	5	11	55	5.0	0	18	11.0	5	11	55	5.0	0	18	11.0						
MCGRAW, Mareio	5	6	92	15.3	0	67	18.4	5	6	92	15.3	0	67	18.4						
GRAY, Tyre	5	4	25	6.2	0	8	5.0	5	4	25	6.2	0	8	5.0						
FEGGINS, Jensen	5	3	48	16.0	0	19	9.6	5	3	48	16.0	0	19	9.6						
GORDON, Trae	5	2	0	0.0	0	6	0.0	8	2	0	0.0	0	6	0.0						
TAYLOR, Sterling	5	1	16	16.0	0	16	3.2	5	1	16	16.0	0	16	3.2						
PERKINS, Rajai	5	1	5	5.0	0	5	1.0	5	1	5	5.0	0	5	1.0						
BIRSE, Cameron	2	1	-1	-1.0	0	0	-0.5	2	1	-1	-1.0	0	0	-0.5						
Total	5	144	1538	10.7	9	81	307.6													
Opponents	5	100	1249	12.5	12	68	249.8													
Total Offense	g	plays	rush	pass	total	avg/g	g	plays	rush	pass	total	avg/g								
HUMPHRIES, KD	4	208	-29	1317	1288	322.0	32	1423	252	8659	8911	278.5								
BIRSE, Cameron	2	38	-24	228	204	102.0	2	38	-24	228	204	102.0								
MCGRAW, Mareio	5	26	187	0	187	37.4	5	26	187	0	187	37.4								
JOHNSON, Demetri	4	59	137	0	137	34.2	27	59	137	0	137	5.1								
GORDON, Trae	5	16	30	0	30	6.0	8	16	30	0	30	3.8								
DODSON, Mark	1	4	16	0	16	16.0	1	4	16	0	16	16.0								
STULTS, Mitch	5	1	1	0	1	0.2	30	1	1	0	1	0.0								
GRAY, Tyre	5	1	1	0	1	0.2	5	1	1	0	1	0.2								
HARTZ, Houston	4	3	6	-6	0	0.0	6	5	6	-4	2	0.3								
BLACKBURN, Jess	5	1	0	-1	-1	-0.2	38	8	27	10	37	1.0								
GAINEY, L.J.	5	3	-6	0	-6	-1.2	5	3	-6	0	-6	-1.2								
TEAM	3	4	-28	0	-28	-9.3														
Total	5	364	291	1538	1829	365.8														
Opponents	5	390	1033	1249	2282	456.4														

2016 SEASON/CAREER STATS

	SEASON							CAREER								
	td	fg	PAT			dxp	saf	pts	td	fg	PAT			dxp	saf	pts
Scoring			kick	rush	rcv	pass				kick	rush	rcv	pass	dxp	saf	pts
GANDY, Jordon	6	-	-	-	-	-	-	-	8	-	-	-	-	-	-	48
MITCHELL, Connor	-	7-11	10-10	-	-	-	-	-	-	16-25	34-35	-	-	-	-	82
MCGRAW, Mareio	1	-	-	-	-	-	-	-	1	-	-	-	-	-	-	6
GRAY, Tyre	1	-	-	-	-	-	-	-	1	-	-	-	-	-	-	6
STULTS, Mitch	1	-	-	0-1	-	-	-	-	1	-	-	0-1	-	-	-	6
JOHNSON, Demetri	1	-	-	-	-	-	-	-	1	-	-	-	-	-	-	6
BLACKBURN, Jess	1	-	-	-	-	-	-	-	9	-	-	-	-	-	-	54
HUMPHRIES, KD	1	-	-	-	-	-	-	-	12	-	-	0-1	-	0-2	-	72
STRATTON, Lando	-	-	-	-	-	0-1	-	-	-	-	-	-	0-1	-	-	0
Total	12	7-11	10-10	0-1	-	0-1	-	-	-	-	-	-	-	-	-	103
Opponents	22	4-7	18-21	1-1	-	-	-	-	-	-	-	-	-	-	-	164

Punt Returns	no.	yds	avg	td	lg	no.	yds	avg	td	lg
GOLSON, Malik	5	25	5.0	0	23	5	25	5.0	0	23
BLACKBURN, Jess	4	26	6.5	0	13	4	26	6.5	0	13
Total	9	51	5.7	0	23					
Opponents	9	48	5.3	0	23					

Kick Returns	no.	yds	avg	td	lg	no.	yds	avg	td	lg
SANFORD, Marquee	5	107	21.4	0	37	5	107	21.4	0	37
GOLSON, Malik	4	76	19.0	0	24	4	76	19.0	0	24
WADE, D'Montre	3	49	16.3	0	19	3	61	20.3	0	19
JOHNSON, Demetri	3	53	17.7	0	23	3	53	17.7	0	23
MCGRAW, Mareio	2	43	21.5	0	27	2	43	21.5	0	27
OWENS, Silas	1	4	4.0	0	4	1	4	4.0	0	4
Total	18	332	18.4	0	37					
Opponents	13	370	28.5	1	98					

Interceptions	no.	yds	avg	td	lg	no.	yds	avg	td	lg
FOSTER, Isaiah	1	17	17.0	0	17	1	17	17.0	0	17
WADE, D'Montre	1	4	4.0	0	4	2	4	2.0	0	4
BOONE, Dylan	1	0	0.0	0	0	1	0	0.0	0	0
Total	3	21	7.0	0	17					
Opponents	9	13	1.4	0	15					

Fumble Returns	no.	yds	avg	td	lg	no.	yds	avg	td	lg
BOONE, Dylan	1	20	20.0	0	20	2	80	40.0	1	60
Total	1	20	20.0	0	20					
Opponents	0	0	0.0	0	0					

2016 SEASON/CAREER STATS

	SEASON							CAREER							
	g	rush	rcv	pr	kr	ir	total avg/g	g	rush	rcv	pr	kr	ir	total	avg/g
All Purpose															
JOHNSON, D	4	137	219	0	53	0	409 102.2	27	137	219	0	53	0	409	15.1
GANDY, Jord	5	0	398	0	0	0	398 79.6	23	0	533	0	0	0	533	23.2
BLACKBURN,	5	0	297	26	0	0	323 64.6	38	27	1655	26	151	0	1859	48.9
MCGRAW, M	5	187	92	0	43	0	322 64.4	5	187	92	0	43	0	322	64.4
GOLSON, Ma	5	0	103	25	76	0	204 40.8	5	0	103	25	76	0	204	40.8
STULTS, Mitc	5	1	144	0	0	0	145 29.0	30	1	364	0	0	0	365	12.2
MOSS, Jonat	5	0	137	0	0	0	137 27.4	5	0	137	0	0	0	137	27.4
SANFORD, M	5	0	0	0	107	0	107 21.4	16	0	0	0	107	46	153	9.6
WADE, D'Mo	5	0	0	0	49	4	53 10.6	25	0	0	0	61	4	65	2.6
GAINEY, L.J.	5	-6	55	0	0	0	49 9.8	5	-6	55	0	0	0	49	9.8
FEGGINS, Je	5	0	48	0	0	0	48 9.6	5	0	48	0	0	0	48	9.6
GORDON, Tr	5	30	0	0	0	0	30 6.0	8	30	0	0	0	0	30	3.8
GRAY, Tyre	5	1	25	0	0	0	26 5.2	5	1	25	0	0	0	26	5.2
FOSTER, Isai	5	0	0	0	0	17	17 3.4	5	0	0	0	0	17	17	3.4
DODSON, Ma	1	16	0	0	0	0	16 16.0	1	16	0	0	0	0	16	16.0
TAYLOR, Ster	5	0	16	0	0	0	16 3.2	5	0	16	0	0	0	16	3.2
HARTZ, Hous	4	6	0	0	0	0	6 1.5	6	6	0	0	0	0	6	1.0
PERKINS, Ra	5	0	5	0	0	0	5 1.0	5	0	5	0	0	0	5	1.0
OWENS, Sila	5	0	0	0	4	0	4 0.8	16	0	0	0	4	0	4	0.2
BIRSE, Came	2	-24	-1	0	0	0	-25 -12.5	2	-24	-1	0	0	0	-25	-12.5
TEAM	3	-28	0	0	0	0	-28 -9.3								
HUMPHRIES,	4	-29	0	0	0	0	-29 -7.2	32	252	9	0	0	0	261	8.2
Total	5	291	1538	51	332	21	2233 446.6								
Opponents	5	1033	1249	48	370	13	2713 542.6								

	att	good	long	blkd	att	good	long	blkd
Field Goals								
MITCHELL, Connor	11	7	39	0	25	16	41	0
Total	11	7	39	0				
Opponents	7	4	48	1				

	no.	yds	avg	lg	blk	no.	yds	avg	lg	blk
Punting										
STRATTON, Landon	30	127	42.5	78	0	92	3877	42.1	78	0
Total	30	127	42.5	78	0					
Opponents	28	110	39.4	55	0					

	no.	yds	avg	tb	ob	no.	yds	avg	tb	ob
Kickoffs										
SAPPINGTON, Jam	11	703	63.9	4	0	11	703	63.9	4	0
MITCHELL, Connor	10	542	54.2	2	1	44	2496	56.7	4	3
Total	21	124	59.3	6	1					
Opponents	30	180	60.3	9	1					

2016 SEASON/CAREER STATS

##	Defensive Leaders	SEASON										CAREER										
		gp	ua	a	total	tfl	sack	int	pb	fr	ff	blk	gp	ua	a	total	tfl	sack	int	pb	fr	ff
22	BOONE, Dylan	5	23	17	4	1.0	.	1	2	1	.	28	63	33	96	3.5	0.5	1	4	2	.	.
9	CRITTENDON, La	5	12	26	3	5.5	1.	.	.	.	1	28	26	40	66	6.5	1.0	1
21	WADE, Zachary	4	16	19	3	0.5	.	.	.	2	.	4	16	19	35	0.5	.	.	.	2	.	.
4	JACKSON, Jonath	5	18	15	3	4.5	2.	.	2	.	2	35	13	13	271	20.5	6.0	.	4	1	3	.
31	RODRIGUEZ, Sea	5	12	19	3	1.0	5	12	19	31	1.0
24	OMLI, Toby	5	16	12	2	2.0	1.	.	.	.	1	12	40	37	77	2.5	1.0	.	1	.	1	.
25	PAIGE, Marico	5	12	13	2	1.5	1.	.	.	.	1	5	12	13	25	1.5	1.5	.	.	.	1	.
6	SANFORD, Marqu	5	15	7	2	1.0	1.	.	3	.	.	16	48	24	72	2.0	1.0	2	6	.	1	.
17	FOSTER, Isaiah	5	9	12	2	0.5	.	1	2	.	.	5	9	12	21	0.5	.	1	2	.	.	.
5	WADE, D'Montre	5	13	6	1	0.0	.	1	8	.	.	25	72	40	112	1.5	0.5	2	2	.	.	.
13	WILLIAMS, Quincy	4	4	12	1	1.0	15	22	25	47	4.0	.	.	1	1	.	.
8	SHIPLEY, Zach	5	6	8	1	0.0	28	14	12	26	0.0
32	ELRINGTON, Zuri	5	6	4	1	3.0	3.	.	.	.	1	12	8	9	17	3.0	3.0	.	.	.	1	.
46	OWENS, Silas	5	3	7	1	2.0	1.	.	.	1	.	16	5	8	13	2.5	2.0	.	.	1	.	.
91	WOODS, Bishop	3	5	4	9	1.0	1.	24	38	53	91	10.0	2.5	.	.	2	1	.
98	TILLMAN, Korey	5	.	8	8	0.0	5	.	8	8	0.0
95	QUINN, Troy-Wayn	5	3	3	6	0.0	5	3	3	6	0.0
36	WHITT, D'Vaughn	5	3	3	6	0.5	5	3	3	6	0.5
99	JOHNSON, Rasha	5	3	3	6	1.0	16	5	6	11	1.0
90	NALLS, Dee	4	1	4	5	0.0	4	1	4	5	0.0
34	WALTON, Nigel	5	3	2	5	0.0	.	.	1	.	.	5	3	2	5	0.0	.	.	1	.	.	.
54	STAHL, Chris	5	.	5	5	0.0	5	.	5	5	0.0
27	WILLARD, Greg	5	4	.	4	0.0	22	5	4	9	0.0
20	MCGRAW, Mareio	5	2	1	3	0.0	5	2	1	3	0.0
45	SHAW, Derrick	5	1	1	2	0.0	5	1	1	2	0.0
16	GANDY, Jordon	5	1	1	2	0.0	23	2	1	3	0.0
26	JOHNSON, Demetr	4	2	.	2	0.0	27	20	8	28	0.0	.	.	.	1	.	.
89	MOSS, Jonathan	5	1	.	1	0.0	5	1	.	1	0.0
38	SAPPINGTON, Ja	2	1	.	1	0.0	2	1	.	1	0.0
39	DAVIS, Andre	2	.	1	1	0.0	2	.	1	1	0.0
80	TAYLOR, Sterling	5	1	.	1	0.0	5	1	.	1	0.0
84	PERKINS, Rajai	5	.	1	1	0.0	5	.	1	1	0.0
47	ADAMS, Robert	5	.	1	1	0.0	5	.	1	1	0.0
71	BANKS, Noah	5	1	.	1	0.0	5	1	.	1	0.0
1	GOLSON, Malik	5	1	.	1	0.0	.	.	.	1	.	5	1	.	1	0.0	1	.
41	MITCHELL, Conno	5	1	.	1	0.0	14	1	.	1	0.0
Total		5	19	21	41	26	12	3	1	4	6	1										
Opponents		5	21	16	38	50	18	9	1	4	3											

INDIVIDUAL CAREER HIGHS

#2 • KD Humphries • R-Sr. • QB

Pass Attempts.....	62 (TTU, 10/4/14)
Pass Completions.....	49 (APSU, 10/1/16)
Interceptions.....	3 (3 Times)
Pass TDs.....	6 (SEMO, 10/11/14)
Pass Yards.....	491 (TTU, 10/4/14)
Rush Attempts.....	16 (TSU, 11/22/14)
Rush TDs.....	2 (4 Times)
Rush Yards.....	55 (KWC, 10/25/14)

#4 • Jonathan Jackson • Sr. • LB

Tackles.....	19 (Twice)
Tackles-For-Loss.....	2.0 (Twice)
Sacks.....	2.0 (ILL, 9/3/16)
Fumbles Forced.....	1 (TTU, 9/26/15)
Fumbles Recovered.....	1 (UKY, 8/28/14)
QB Hurries.....	2 (UTM, 10/24/15)
Pass Breakups.....	2 (SEMO, 9/24/16)

#5 • D'Montre Wade • R-Jr. • DB

Tackles.....	12 (UTM, 11/1/14)
Tackles-For-Loss.....	1.0 (LOU, 9/6/14)
Sacks.....	0.5 (EKU, 11/14/15)
Interceptions.....	1 (Twice)
QB Hurries.....	2 (UTM, 10/24/15)
Pass Breakups.....	5 (SIU, 9/17/16)

#6 • Marquez Sanford • So. • DB

Tackles.....	9 (WMU, 9/19/15)
Tackles-For-Loss.....	1.0 (Twice)
Interceptions.....	1 (Twice)
Sacks.....	1.0 (APSU, 10/1/16)
Pass Breakups.....	3 (SEMO, 9/24/16)
Fumbles Forced.....	1 (JSU, 11/21/15)
Touchdowns.....	1 (EIU, 10/31/15)

#8 • Zach Shipley • R-Jr. • DB

Tackles.....	4 (EIU, 10/31/15)
QB Hurries.....	1 (SIU, 9/17/16)

#9 • Lamont Crittendon • R-Jr. • LB

Tackles.....	12 (MOST, 9/10/16)
Tackles-For-Loss.....	3.0 (MOST, 9/10/16)
Sacks.....	1.0 (SEMO, 9/24/16)
Blocked Kicks.....	1 (MOST, 9/10/16)
QB Hurries.....	2 (UTM, 10/24/15)

#12 • Mitch Stults • Sr. • WR

Receptions.....	7 (Twice)
Receiving Yards.....	61 (APSU, 10/1/16)
Touchdowns.....	1 (APSU, 10/1/16)

#13 • Quincy Williams • R-So. • LB

Tackles.....	8 (EKU, 11/14/15)
Tackles-For-Loss.....	2.0 (EIU, 10/31/15)
Fumbles Recovered.....	1 (EKU, 11/14/15)
Pass Breakups.....	1 (EKU, 11/14/15)
QB Hurries.....	2 (ILL, 9/3/16)

#16 • Jordon Gandy • Jr. • WR

Receptions.....	13 (APSU, 10/1/16)
Receiving Yards.....	147 (APSU, 10/1/16)
Receiving TDs.....	3 (APSU, 10/1/16)

#22 • Dylan Boone • Jr. • DB

Tackles.....	10 (Twice)
Tackles-For-Loss.....	1.0 (3 Times)
Sacks.....	0.5 JSU (1/21/15)
Interceptions.....	1 (SEMO, 9/24/16)
Fumbles Recovered.....	1 (Twice)
Pass Breakup.....	1 (4 Times)
Touchdowns.....	1 (NIU, 9/12/15)

#24 • Toby Omli • Sr. • DB

Tackles.....	15 (WMU, 9/19/15)
Tackles-For-Loss.....	1.0 (Twice)
Sacks.....	1.0 (MOST, 9/10/16)
Forced Fumble.....	1 (SIU, 9/17/16)
Pass Breakup.....	1 (NIU, 9/12/15)

#26 • Demetric Johnson • R-Jr. • RB

Rush Attempts.....	19 (MOST, 9/10/16)
Rush Yards.....	68 (MOST, 9/10/16)
Receptions.....	7 (MOST, 9/10/16)
Receiving Yards.....	77 (MOST, 9/10/16)
Fumbles Recovered.....	1 (WMU, 9/19/15)

#27 • Greg Willard • Jr. • DB

Tackles.....	2 (Twice)
QB Hurries.....	1 (SEMO, 9/24/16)

#32 • Zuri Elrington • Sr. • DL

Tackles.....	4 (SEMO, 9/24/16)
Tackles-For-Loss.....	2.0 (SEMO, 9/24/16)
Sacks.....	2.0 (SEMO, 9/24/16)
QB Hurries.....	1 (MOST, 9/10/16)
Forced Fumbles.....	1 (SEMO, 9/24/16)

#37 • Landon Stratton • R-So. • P

Punts.....	9 (SEMO, 9/24/16)
Punt Yards.....	404 (SEMO, 9/24/16)
Punt Average.....	49.4 (SIU, 9/17/16)
Longest Punt.....	78 (SIU, 9/17/16)
Touchbacks.....	3 (EIU, 10/31/15)
Punts Inside 20.....	4 (JSU, 11/21/15)

#41 • Connor Mitchell • R-Sr. • K

Kickoffs.....	7 (Twice)
Touchbacks.....	2 (MOST, 9/10/16)
PATs Made.....	6 (UTM, 10/24/15)
Field Goals Made.....	3 (MOST, 9/10/16)
Long Field Goal.....	41 (EKU, 11/14/15)

#85 • Jesse Blackburn • Sr. • WR

Receptions.....	10 (TSU, 11/7/15)
Receiving Yards.....	170 (EKU, 11/23/13)
Receiving TDs.....	2 (3 Times)

INDIVIDUAL CAREER HIGHS

#91 ▪ Bishop Woods ▪ Jr. ▪ DL

Tackles 10 (Twice)
Tackles-For-Loss 2.0 (Twice)
Sacks 1.0 (Twice)
Forced Fumbles 1 (EKU, 11/14/15)
Fumbles Recovered 1 (Twice)
QB Hurries 2 (TTU, 9/26/15)

#94 ▪ Silas Owens ▪ So. ▪ DL

Tackles 4 (SEMO, 9/24/16)
Tackles-For-Loss 1.0 (Twice)
Sacks 1.0 (APSU, 10/1/16)
QB Hurries 1 (Twice)
Fumbles Recovered 1 (APSU, 10/1/16)

#99 ▪ Rashad Johnson ▪ So. ▪ DL

Tackles 2 (3 Times)

2016 MURRAY STATE COACHING STAFF



MITCH STEWART
Head Coach
2nd Season



CHRIS BOONE
Defensive Coordinator
2nd Season



JAKE JOHNSON
Linebackers/ST Coord.
1st Season



GORDON STEELE
Off. Line/Run Game Coord.
3rd Season



SEAN DAWKINS
Running Backs/Co-Run Game
5th Season



CASEY BROCKMAN
Wide Receivers
3rd Season



KEVIN PARK
Linebackers
1st Season



CORICO WRIGHT
Cornerbacks
1st Season



STEVE ADAMS
Dir. of Rec. & Player Personnel
7th Season



CRAIG SWIETON
Strength & Conditioning
6th Season



CARSON HUNTER
Defensive Quality Control
1st Season



DREW BURNHAM
Offensive Quality Control
2nd Season



GARRETT SCHWETTMAN
Spec. Tms. Qual. Control
1st Season



NICK KNIGHT
Defensive Graduate Asst.
1st Season



HARRIS BIVIN
Offensive Graduate Asst.
1st Season



MIKE IVEN
Video Coordinator
1st Season



FULTON HART
Athletic Trainer
10th Season



DALVIN JONES
Equipment Manger
2nd Season



TAMRA GARRISON
Administrative Asst.
10th Season



BO RYDECKI
S&C Student Assistant
2nd Season

2016 MURRAY STATE DEFENSE




JONATHAN JACKSON

LB • 5-11 • 211 • Sr.
Mayfield, Ky.



D'MONTRE WADE

DB • 6-0 • 192 • R-Jr.
Columbia, Tenn.



MARQUEZ SANFORD

DB • 5-11 • 170 • So.
Macon, Ga.



ZACH SHIPLEY

DB • 5-10 • 178 • R-Jr.
Madisonville, Ky.



LAMONT CRITTENDON

LB • 5-10 • 235 • Jr.
Decatur, Ala.



QUINCY WILLIAMS

LB • 6-0 • 215 • R-So.
Birmingham, Ala.




ISAIAH FOSTER

DB • 6-2 • 175 • Jr.
Pacoima, Calif.



ZACHARY WADE

DB • 5-11 • 193 • R-Jr.
Newport Beach, Calif.



DYLAN BOONE

DB • 5-11 • 193 • Jr.
Murray, Ky.




MARCUS MEREDITH

DB • 5-11 • 193 • R-Jr.
San Clemente, Calif.



TOBY OMLI

DB • 6-0 • 200 • Sr.
Brookville, Kan.



MARICO PAIGE

LB • 6-1 • 220 • Jr.
Wesson, Miss.



GREG WILLARD

DB • 5-9 • 170 • Jr.
Decatur, Ala.



SEAN MOORE

DB • 5-10 • 170 • Fr.
Davie, Fla.



TYLER GRAY

DB • 5-11 • 155 • Fr.
Columbia, Mo.



SEAN RODRIGUEZ

LB • 6-0 • 210 • Jr.
Nickerson, Kan.



ZURI ELRINGTON

DL • 6-3 • 265 • Sr.
Los Angeles, Calif.




NIGEL WALTON

DB • 6-0 • 170 • Fr.
Atlanta, Ga.



D'VAUGHN WHITT

DB • 5-10 • 170 • Fr.
Clarksville, Tenn.



ANDRE DAVIS

DB • 5-11 • 175 • Fr.
Lexington, Ky.

2016 MURRAY STATE DEFENSE



42

JORDAN TYLER

LB • 6-0 • 221 • R-So.
Paducah, Ky.



43

JOHN WELSH

DB • 5-10 • 168 • R-So.
Paducah, Ky.



44

JOSH MALONE


DB • 5-11 • 185 • Fr.
Memphis, Tenn.



45

DERRICK SHAW

LB • 6-1 • 240 • Fr.
Alabaster, Ala.



46

ERNEST KENTY

DB • 6-2 • 205 • Fr.
Birmingham, Ala.



47

ROBERT ADAMS

LB • 6-2 • 235 • Fr.
Tuscaloosa, Ala.



49

CHASE BOLING

LB • 6-2 • 235 • So.
Lexington, Ky.



50

PARIS WILSON

LB • 6-2 • 215 • Fr.
Memphis, Tenn.



53

NOLAN NICHOLS

DB • 5-11 • 215 • R-So.
Benton, Ky.



54

CHRIS STAHL


DL • 6-2 • 285 • Fr.
St. Louis, Mo.



73

MICHAEL MAGOCHY

DL • 6-4 • 220 • Fr.
Franklin, Tenn.



90

DEE NALLS

DL • 6-4 • 305 • Jr.
Fayette, Ala.



91

BISHOP WOODS

DL • 6-2 • 253 • Jr.
Atlanta, Ga.



92

QUINDARIUS COLES


DL • 6-4 • 250 • Fr.
Bessemer, Ala.



94

SILAS OWENS


DL • 6-4 • 240 • So.
New Market, Ala.



95

TROY-WAYNE QUINN

DL • 6-1 • 245 • Jr.
Prattville, Ala.



96

GRIFFIN MARTIN

DL • 6-4 • 250 • R-Fr.
Elba, Ala.



97

RYAN DUVALL


DL • 6-5 • 225 • R-So.
Owensboro, Ky.



98

KOREY TILLMAN

DL • 6-4 • 270 • Fr.
New Orleans, La.



99

RASHAD JOHNSON

DL • 6-1 • 270 • So.
Barnesville, Ga.

2016 MURRAY STATE OFFENSE



**MALIK
GOLSON**

WR ■ 5-9 ■ 180 ■ R-Sr.
San Diego, Calif.



**KD
HUMPHRIES**

QB ■ 6-3 ■ 225 ■ R-Sr.
Montgomery, Ala.




**L.J.
GAINNEY**

WR ■ 5-11 ■ 187 ■ Jr.
Snellville, Ga.



**MARK
DODSON**

DB ■ 5-11 ■ 170 ■ So.
Memphis, Tenn.




**NATE
EMBRY**

QB ■ 6-4 ■ 220 ■ Fr.
Madisonville, Ky.



**MITCH
STULTS**

WR ■ 5-9 ■ 175 ■ Sr.
Hamilton, Ala.




**BRENDAN
BOGNAR**

QB ■ 6-6 ■ 225 ■ R-Fr.
St. Louis, Mo.



**CAMERON
BIRSE**

QB ■ 6-2 ■ 235 ■ R.-Jr.
Danville, Calif



**TYRE
GRAY**

WR ■ 5-10 ■ 170 ■ Fr.
Alexander City, Ala.




**JORDON
GANDY**

WR ■ 6-4 ■ 210 ■ Jr.
Athens, Ala.



**ELI
OLTEAN**

QB ■ 6-2 ■ 190 ■ Fr.
St. Joseph, Ill.




**HOUSTON
HARTZ**

QB ■ 6-2 ■ 195 ■ R-So.
Owensboro, Ky.



**MAREIO
MCGRAW**

WR ■ 6-0 ■ 180 ■ Fr.
Nashville, Tenn.




**DEMETRIC
JOHNSON**

RB ■ 6-0 ■ 185 ■ R-Jr.
South Pittsburg, Tenn.



**NICK
COLLINS**

WR ■ 5-7 ■ 185 ■ Fr.
Columbia, Mo.



**TRAE
GORDON**

RB ■ 5-9 ■ 185 ■ So.
Louisville, Ky.




**ETHON
FELTON**

RB ■ 6-0 ■ 217 ■ R-So.
Muscle Shoals, Ala.



**DREW
RUTLAND**

WR ■ 6-5 ■ 215 ■ So.
Memphis, Tenn.



**DRAKE
VANHOOSER**

RB ■ 6-0 ■ 240 ■ R-Fr.
Princeton, Ky.



**RYAN
RAINEY**

OL ■ 6-1 ■ 295 ■ R-Jr.
Saucier, Miss.

2016 MURRAY STATE OFFENSE



**KWAN
STALLWORTH**
OL ■ 6-4 ■ 295 ■ So.
Lithonia, Ga.



**AUSTIN
HOGANCAMP**
OL ■ 6-3 ■ 250 ■ Fr.
North Sutton, N.H.



**BRANT
NEWMAN**
OL ■ 6-2 ■ 286 ■ R-Fr.
Germantown, Tenn.



**DANTE
DARCUS**
OL ■ 6-1 ■ 265 ■ R-Fr.
Murray, Ky.




**NATE
WILKINSON**
OL ■ 6-3 ■ 290 ■ Fr.
Franklin, Tenn.



**TONY
MAYS II**
OL ■ 6-4 ■ 305 ■ R-Sr.
Memphis, Tenn.



**LEIGHTON
COLBY**
OL ■ 6-1 ■ 255 ■ R-Fr.
Murfreesboro, Tenn.



**CHRIS
WHITE**
OL ■ 6-3 ■ 310 ■ So.
Daphne, Ala.




**JACE
BRAGG**
OL ■ 6-3 ■ 275 ■ R-Fr.
Baton Rouge, La.



**NOAH
BANKS**
OL ■ 6-8 ■ 310 ■ R-Fr.
Pensacola, Fla.



**STEVEN
CLEMMONS**
OL ■ 6-4 ■ 295 ■ Fr.
Lewisburg, Tenn.



**CAM
CARTER**
OL ■ 6-6 ■ 280 ■ Fr.
Adamsville, Ala.



**INGRAM
TILLARD**
OL ■ 6-5 ■ 330 ■ Jr.
Germantown, Tenn.




**JOE
IRBY**
OL ■ 6-4 ■ 297 ■ Jr.
Nashville, Tenn.



**STERLING
TAYLOR**
WR ■ 6-0 ■ 190 ■ R-Jr.
Morrow, Ga.



**CALEB
SHEFFER**
WR ■ 6-4 ■ 200 ■ R-Fr.
Hodgenville, Ky.



**SYLVAUGHN
TURNER**
WR ■ 6-2 ■ 170 ■ Fr.
Athens, Ala.



**RAJAI
PERKINS**
WR ■ 6-0 ■ 187 ■ Fr.
St. Louis, Mo.



**JEESE
BLACKBURN**
WR ■ 6-3 ■ 240 ■ Sr.
Gardendale, Ala.



**JENSEN
FEGGINS**
WR ■ 6-2 ■ 200 ■ R-Fr.
Bowling Green, Ky.



**JONATHAN
MOSS**
WR ■ 6-0 ■ 165 ■ Fr.
Madison, Ala.



**WYATT
DAWSON**
OL ■ 5-11 ■ 266 ■ R-Fr.
Duck, W. Va.

2016 MURRAY STATE SPECIALISTS



**LANDON
STRATTON**

P ■ 6-0 ■ 180 ■ R-So.
Russelville, Ky.



**JAMES
SAPPINGTON**

K/P ■ 6-5 ■ 220 ■ Fr.
Peculiar, Mo.



**WES
DREWERY**

LS ■ 6-3 ■ 230 ■ R-So.
Franklin, Tenn.



**CONNOR
MITCHELL**

K ■ 6-2 ■ 200 ■ R-Sr.
Franklin, Tenn.



**KEENAN
LAUTNER**

P ■ 5-11 ■ 185 ■ Fr.
Lynnville, Ind.



**HECTOR
GARCIA**

K ■ 6-1 ■ 215 ■ R-Fr.
Sedalia, Ky.

2016 TEAM STATS

Team Statistics	MUR	OPP
SCORING	103	164
Points Per Game	20.6	32.8
Points Off Turnovers	36	23
FIRST DOWNS	93	120
Rushing	17	53
Passing	62	56
Penalty	14	11
RUSHING YARDAGE	291	1033
Yards gained rushing	477	1153
Yards lost rushing	186	120
Rushing Attempts	152	222
Average Per Rush	1.9	4.7
Average Per Game	58.2	206.6
TDs Rushing	3	9
PASSING YARDAGE	1538	1249
Comp-Att-Int	144-212-9	100-168-3
Average Per Pass	7.3	7.4
Average Per Catch	10.7	12.5
Average Per Game	307.6	249.8
TDs Passing	9	12
TOTAL OFFENSE	1829	2282
Total Plays	364	390
Average Per Play	5.0	5.9
Average Per Game	365.8	456.4
KICK RETURNS: #-Yards	18-332	13-370
PUNT RETURNS: #-Yards	9-51	9-48
INT RETURNS: #-Yards	3-21	9-13
KICK RETURN AVERAGE	18.4	28.5
PUNT RETURN AVERAGE	5.7	5.3
INT RETURN AVERAGE	7.0	1.4
FUMBLES-LOST	4-4	12-4
PENALTIES-Yards	33-303	42-361
Average Per Game	60.6	72.2
PUNTS-Yards	30-1276	28-1103
Average Per Punt	42.5	39.4
Net punt average	39.6	35.4
KICKOFFS-Yards	21-1245	30-1808
Average Per Kick	59.3	60.3
Net kick average	34.5	41.7
TIME OF POSSESSION/Game	27:19	32:41
3RD-DOWN Conversions	31/89	32/80
3rd-Down Pct	35%	40%
4TH-DOWN Conversions	3/7	7/11
4th-Down Pct	43%	64%
SACKS BY-Yards	12-63	18-108
MISC YARDS	0	0
TOUCHDOWNS SCORED	12	22
FIELD GOALS-ATTEMPTS	7-11	4-7
ON-SIDE KICKS	1-3	0-1
RED-ZONE SCORES	(14-20) 70%	(12-18) 67%
RED-ZONE TOUCHDOWNS	(9-20) 45%	(11-18) 61%
PAT-ATTEMPTS	(10-10) 100%	(18-21) 86%
ATTENDANCE	15077	64511
Games/Avg Per Game	2/7538	3/21504
Neutral Site Games		0/0

Score by Quarters	1st	2nd	3rd	4th	OT	Total
Murray St.	23	34	19	27	0	103
Opponents	55	56	23	30	0	164

2016 INDIVIDUAL STATS

Rushing	g	att	gain	loss	net	avg	td	lg	avg/g
MCGRAW, Mareio	5	26	195	8	187	7.2	1	68	37.4
JOHNSON, Demetr	4	59	165	28	137	2.3	0	18	34.2
GORDON, Trae	5	16	31	1	30	1.9	0	11	6.0
DODSON, Mark	1	4	16	0	16	4.0	0	12	16.0
HARTZ, Houston	4	1	6	0	6	6.0	0	6	1.5
GRAY, Tyre	5	1	1	0	1	1.0	1	1	0.2
STULTS, Mitch	5	1	1	0	1	1.0	0	1	0.2
GAINEY, L.J.	5	3	3	9	-6	-2.0	0	2	-1.2
BIRSE, Cameron	2	6	5	29	-24	-4.0	0	5	-12.0
TEAM	3	4	0	28	-28	-7.0	0	0	-9.3
HUMPHRIES, KD	4	31	54	83	-29	-0.9	1	10	-7.2
Total	5	152	477	186	291	1.9	3	68	58.2
Opponents	5	222	1153	120	1033	4.7	9	56	206.6

Passing	g	effic	comp	att	in	pct	yds	td	lg	avg/g
HUMPHRIES, KD	4	141.26	125	177	6	70.6	1317	8	81	329.2
BIRSE, Cameron	2	110.79	17	32	2	53.1	228	1	64	114.0
HARTZ, Houston	4	-75.20	1	2	1	50.0	-6	0	0	-1.5
BLACKBURN, Jess	5	91.60	1	1	0	100.	-1	0	0	-0.2
Total	5	134.38	144	212	9	67.9	1538	9	81	307.6
Opponents	5	141.97	100	168	3	59.5	1249	12	68	249.8

Receiving	g	no.	yds	avg	td	lg	avg/g
GANDY, Jordon	5	28	398	14.2	6	64	79.6
BLACKBURN, Jess	5	21	297	14.1	1	81	59.4
STULTS, Mitch	5	21	144	6.9	1	27	28.8
JOHNSON, Demetr	4	20	219	10.9	1	67	54.8
GOLSON, Malik	5	14	103	7.4	0	30	20.6
MOSS, Jonathan	5	11	137	12.5	0	33	27.4
GAINEY, L.J.	5	11	55	5.0	0	18	11.0
MCGRAW, Mareio	5	6	92	15.3	0	67	18.4
GRAY, Tyre	5	4	25	6.2	0	8	5.0
FEGGINS, Jensen	5	3	48	16.0	0	19	9.6
GORDON, Trae	5	2	0	0.0	0	6	0.0
TAYLOR, Sterling	5	1	16	16.0	0	16	3.2
PERKINS, Rajai	5	1	5	5.0	0	5	1.0
BIRSE, Cameron	2	1	-1	-1.0	0	0	-0.5
Total	5	144	1538	10.7	9	81	307.6
Opponents	5	100	1249	12.5	12	68	249.8

Punt Returns	no.	yds	avg	td	lg
GOLSON, Malik	5	25	5.0	0	23
BLACKBURN, Jess	4	26	6.5	0	13
Total	9	51	5.7	0	23
Opponents	9	48	5.3	0	23

Interceptions	no.	yds	avg	td	lg
FOSTER, Isaiah	1	17	17.0	0	17
WADE, D'Montre	1	4	4.0	0	4
BOONE, Dylan	1	0	0.0	0	0
Total	3	21	7.0	0	17
Opponents	9	13	1.4	0	15

Kick Returns	no.	yds	avg	td	lg
SANFORD, Marqu	5	107	21.4	0	37
GOLSON, Malik	4	76	19.0	0	24
JOHNSON, Demetr	3	53	17.7	0	23
WADE, D'Montre	3	49	16.3	0	19
MCGRAW, Mareio	2	43	21.5	0	27
OWENS, Silas	1	4	4.0	0	4
Total	18	332	18.4	0	37
Opponents	13	370	28.5	1	98

Fumble Returns	no.	yds	avg	td	lg
BOONE, Dylan	1	20	20.0	0	20
Total	1	20	20.0	0	20
Opponents	0	0	0.0	0	0

2016 INDIVIDUAL SCORING & SPECIAL TEAMS STATS

Scoring	td	fg	PAT				dx	saf	pts
			kick	rush	rcv	pass			
GANDY, Jordon	6	-	-	-	-	-	-	36	
MITCHELL, Conno	-	7-11	10-10	-	-	-	-	31	
HUMPHRIES, KD	1	-	-	-	-	-	-	6	
MCGRAW, Mareio	1	-	-	-	-	-	-	6	
JOHNSON, Demetr	1	-	-	-	-	-	-	6	
BLACKBURN, Jess	1	-	-	-	-	-	-	6	
STULTS, Mitch	1	-	-	0-1	-	-	-	6	
GRAY, Tyre	1	-	-	-	-	-	-	6	
STRATTON, Lando	-	-	-	-	0-1	-	-	0	
Total	12	7-11	10-10	0-1	- 0-1	-	-	103	
Opponents	22	4-7	18-21	1-1	-	-	-	164	

Total Offense	g	plays	rush	pass	total	avg/g
HUMPHRIES, KD	4	208	-29	1317	1288	322.0
BIRSE, Cameron	2	38	-24	228	204	102.0
MCGRAW, Mareio	5	26	187	0	187	37.4
JOHNSON, Demetr	4	59	137	0	137	34.2
GORDON, Trae	5	16	30	0	30	6.0
DODSON, Mark	1	4	16	0	16	16.0
GRAY, Tyre	5	1	1	0	1	0.2
STULTS, Mitch	5	1	1	0	1	0.2
HARTZ, Houston	4	3	6	-6	0	0.0
BLACKBURN, Jess	5	1	0	-1	-1	-0.2
GAINEY, L.J.	5	3	-6	0	-6	-1.2
TEAM	3	4	-28	0	-28	-9.3
Total	5	364	291	1538	1829	365.8
Opponents	5	390	1033	1249	2282	456.4

Field Goals	fg	pct.	01-19	20-29	30-39	40-49	50-99	lg	blk
MITCHELL, Conno	7-11	63.6	0-0	1-1	6-8	0-1	0-1	39	0

FG Sequence	Murray St.	Opponents
Illinois	50,(34)	(48)
Missouri St.	(31),(36),(37)	42,36
Southern Ill.	(25)	(23)
Southeast Mo. St.	32,(39),38	(44),53
Austin Peay	(39),44	(39)

Punting	no.	yds	avg	lg	tb	fc	i20	50+	blk
STRATTON, Lando	30	1274	42.5	78	2	8	7	8	0
Total	30	1274	42.5	78	2	8	7	8	0
Opponents	28	1103	39.4	55	3	11	9	4	0

Kickoffs	no.	yds	avg	tb	ob	retn	net	ydlr
SAPPINGTON, Ja	11	703	63.9	4	0			
MITCHELL, Conno	10	542	54.2	2	1			
Total	21	1245	59.3	6	1	28.5	34.5	30
Opponents	30	1806	60.3	9	1	118.4	41.7	23

Numbers in (parentheses) indicate field goal was made.

2016 DEFENSIVE STATS

#	Defensive Leaders	gp	Tackles				Sacks no-yds	Pass defense			Fumbles		blkd	
			ua	a	tot	tfl/yds		int-yds	brup	qbh	rcv-yds	ff	kick	saf
22	BOONE, Dylan	5	23	17	40	1.0-2	.	1-0	2	.	1-20	.	.	.
9	CRITTENDON, Lamon	5	12	26	38	5.5-17	1.0-5	.	.	1	.	.	1	.
21	WADE, Zachary	4	16	19	35	0.5-2	2-0	.	.	.
4	JACKSON, Jonathan	5	18	15	33	4.5-18	2.0-11	.	2	2	.	2	.	.
31	RODRIGUEZ, Sean	5	12	19	31	1.0-4
24	OMLI, Toby	5	16	12	28	2.0-11	1.0-8	1	.	.
25	PAIGE, Marico	5	12	13	25	1.5-7	1.5-7	.	.	1	.	1	.	.
6	SANFORD, Marquez	5	15	7	22	1.0-7	1.0-7	.	3
17	FOSTER, Isaiah	5	9	12	21	0.5-0	.	1-17	2
5	WADE, D'Montre	5	13	6	19	.	.	1-4	8
13	WILLIAMS, Quincy	4	4	12	16	1.0-1	.	.	.	3
8	SHIPLEY, Zach	5	6	8	14	1
32	ELRINGTON, Zuri	5	6	4	10	3.0-16	3.0-16	.	.	1	.	1	.	.
46	OWENS, Silas	5	3	7	10	2.0-5	1.5-4	.	.	.	1-0	.	.	.
91	WOODS, Bishop	3	5	4	9	1.0-5	1.0-5
98	TILLMAN, Korey	5	.	8	8
95	QUINN, Troy-Wayne	5	3	3	6	3
99	JOHNSON, Rashad	5	3	3	6	1.0-1
36	WHITT, D'Vaughn	5	3	3	6	0.5-0
54	STAHL, Chris	5	.	5	5	1
90	NALLS, Dee	4	1	4	5
34	WALTON, Nigel	5	3	2	5	.	.	.	1
27	WILLARD, Greg	5	4	.	4	1
20	MCGRAW, Mareio	5	2	1	3
45	SHAW, Derrick	5	1	1	2
16	GANDY, Jordon	5	1	1	2
26	JOHNSON, Demetric	4	2	.	2
47	ADAMS, Robert	5	.	1	1
80	TAYLOR, Sterling	5	1	.	1
84	PERKINS, Rajai	5	.	1	1
38	SAPPINGTON, James	2	1	.	1
41	MITCHELL, Connor	5	1	.	1
71	BANKS, Noah	5	1	.	1
39	DAVIS, Andre	2	.	1	1
89	MOSS, Jonathan	5	1	.	1
1	GOLSON, Malik	5	1	.	1	1	.	.
Total		5	199	215	414	26-96	12-63	3-21	18	14	4-20	6	1	.
Opponents		5	218	162	380	50-204	18-108	9-13	14	11	4-0	3	.	.

2015 MURRAY STATE BOX SCORES



Quickie Statistics (Final)
Murray St. vs Austin Peay (Oct 01, 2016 at Clarksville, TN)



	MUR	APSU
Score	45	17
FIRST DOWNS	34	20
RUSHES-YARDS (NET)	35-110	35-184
PASSING YDS (NET)	455	171
Passes Att-Comp-Int	60-49-1	24-16-1
TOTAL OFFENSE PLAYS-YARDS	95-565	59-355
Fumble Returns-Yards	0-0	0-0
Punt Returns-Yards	4-37	0-0
Kickoff Returns-Yards	4-98	4-68
Interception Returns-Yards	1-17	1-0
Punts (Number-Avg)	0-0.0	5-39.2
Fumbles-Lost	2-2	2-1
Penalties-Yards	8-90	12-92
Possession Time	32:50	27:10
Third-Down Conversions	10 of 19	3 of 10
Fourth-Down Conversions	3 of 4	0 of 1
Red-Zone Scores-Chances	6-8	1-2

Murray St.

Rushing	No.	Gain	Loss	Net	TD	Lg	Avg
MCRAW, Marelo	16	92	6	86	0	19	5.4
GORDON, Trae	7	24	1	23	0	11	3.3
HUMPHRIES, KD	9	24	21	3	1	10	0.3
STULTS, Mitch	1	1	0	1	0	1	1.0

Passing	C-A-I	Yds	TD	Long	Sack
HUMPHRIES, KD	49-60-1	455	5	27	3

Receiving	No.	Yards	TD	Long
GANDY, Jordan	13	147	3	23
BLACKBURN, Jesse	8	94	1	19
STULTS, Mitch	7	61	1	27
MOSS, Jonathan	5	42	0	22

Punting	No.	Yds	Avg	Long	In20	TB

Punt Returns	No.	Yards	TD	Long
GOLSON, Malik	2	24	0	23
BLACKBURN, Jess	2	13	0	13

Kick Returns	No.	Yards	TD	Long
SANFORD, Marque	3	80	0	37
WADE, D'Montre	1	18	0	18

Tackles	UA-A	Total	Sacks	TFL
BOONE, Dylan	5-5	10	0.0	0.0
RODRIGUEZ, Sean	5-5	10	0.0	0.0
OMLI, Toby	6-3	9	0.0	0.0
PAIGE, Marico	5-2	7	1.0	1.0

Austin Peay

Rushing	No.	Gain	Loss	Net	TD	Lg	Avg
HAYS, Tommy	13	78	16	62	2	22	4.8
MORRIS, Kendall	8	57	0	57	0	27	7.1
MOMODU, Prince	3	30	0	30	0	14	10.0
MOORE, Kyran	2	13	0	13	0	12	6.5

Passing	C-A-I	Yds	TD	Long	Sack
HAYS, Tommy	14-17-1	160	0	27	2
MITCHELL, Timar	2-6-0	11	0	8	1

Receiving	No.	Yards	TD	Long
BEARD, Jared	7	60	0	21
MOORE, Kyran	3	47	0	27
COLEMAN, Rasha'a	3	30	0	15
FLOYD, Zeandre	1	16	0	16

Punting	No.	Yds	Avg	Long	In20	TB
STUART, Devin	5	196	39.2	55	0	0

Punt Returns	No.	Yards	TD	Long

Kick Returns	No.	Yards	TD	Long
MOORE, Kyran	4	68	0	21

Tackles	UA-A	Total	Sacks	TFL
BOND, James	6-6	12	0.0	0.5
ALEXANDER, Neo	3-9	12	0.0	0.5
BOYNTON, Malik	8-2	10	0.0	1.0
OWENS, Roderick	5-4	9	0.0	1.0

Qtr	Time	Scoring Play	V-H
1st	10:22	APSU - GAUNA, Nick 39 yd field goal, 10-54 4:38	0 - 3
	01:00	MUR - MITCHELL, Connor 39 yd field goal, 4-7 1:17	3 - 3
2nd	12:35	MUR - GANDY, Jordan 9 yd pass from HUMPHRIES, KD (MITCHELL, Connor kick), 3-42 0:26	10 - 3
	03:11	MUR - GANDY, Jordan 15 yd pass from HUMPHRIES, KD (MITCHELL, Connor kick), 6-47 1:33	17 - 3
	01:38	MUR - BLACKBURN, Jesse 10 yd pass from HUMPHRIES, KD (MITCHELL, Connor kick), 5-25 1: 24 - 3	
	00:26	APSU - HAYS, Tommy 22 yd run (GAUNA, Nick kick), 6-73 1:07	24 - 10
3rd	10:29	MUR - HUMPHRIES, KD 10 yd run (MITCHELL, Connor kick), 12-91 4:21	31 - 10
	06:42	APSU - HAYS, Tommy 8 yd run (GAUNA, Nick kick), 8-84 3:42	31 - 17
4th	07:19	MUR - STULTS, Mitch 9 yd pass from HUMPHRIES, KD (MITCHELL, Connor kick), 17-98 6:13	38 - 17
	03:48	MUR - GANDY, Jordan 12 yd pass from HUMPHRIES, KD (MITCHELL, Connor kick), 5-50 1:16	45 - 17