



MURRAY STATE RACERS (34-14, 10-5) VS. BELMONT BRUINS (30-20, 6-12)

Wed., May 30, 2017

Racer Field/Murray, Ky.

Live Video: OVCDigitalNetwork.com

Live Audio: None

2017 MURRAY STATE SCHEDULE

Date	Opponent	Time /Result
Feb. 10	at Mercer ¹	W 9-4
Feb. 10	vs. Portland St. ¹	W 5-1
Feb. 11	vs. Dayton ¹	W 5-2
Feb. 11	vs. Kent St. ¹	L 5-14 (6)
Feb. 12	vs. Kent St. ¹	W 10-0 (5)
Feb. 17	vs. Butler ²	W 9-1 (5)
Feb. 18	vs. Jackson St. ²	W 10-4
Feb. 18	at South Ala. ²	L 3-8
Feb. 19	vs. Butler ²	W 9-4
Feb. 19	vs. McNeese ²	W 13-5 (6)
Feb. 24	vs. Samford ³	W 11-0
Feb. 25	at Samford ⁴	W 3-2 (8)
Feb. 25	at UAB ⁴	L 0-4
Feb. 26	vs. Iowa St. ³	W 11-4
Feb. 26	vs. Indiana ³	L 4-6
Mar. 4	vs. Northern Ill. ⁵	W 7-3
Mar. 4	vs. Western Ill. ⁵	W 4-3
Mar. 5	vs. Ill.-Chicago ⁵	W 1-0
Mar. 5	at Southern Ill. ⁵	W 8-7
Mar. 9	AUSTIN PEAY ⁶	W 3-1
Mar. 9	SAINT LOUIS ⁶	W 2-0 (6)
Mar. 10	NORTHERN ILL. ⁶	W 7-5
Mar. 10	SAINT LOUIS ⁶	W 2-1
Mar. 12	NORTHERN ILL. ⁶	W 9-0 (6)
Mar. 15	WESTERN ILL. (DH)	W 2-1, W 5-1
Mar. 18	vs. Bryant ⁷	W 9-2
Mar. 19	vs. Weber St. ⁷	L 0-7
Mar. 19	vs. Quinnipiac ⁷	L 0-2
Mar. 20	at CSUN ⁷ (DH)	L 7-14, L 0-11 (5)
Mar. 26	MOREHEAD ST.* (DH)	W 5-1, L 2-4
Mar. 27	EASTERN KY.*	W 3-0
Mar. 29	at Western Ky.	L 0-1
Apr. 1	at Jacksonville St.* (DH)	L 3-7, L 6-10
Apr. 8	at UT Martin* (DH)	W 5-4, L 4-6
Apr. 9	at Southeast Mo.* (DH)	W 11-6, W 6-1
Apr. 14	TENN. TECH* (DH)	L 2-3 (8), W 3-2 (8)
Apr. 19	MEMPHIS	W 3-0
Apr. 23	BELMONT*	W 8-0 (6)
Apr. 25	TENNESSEE ST.* (DH)	W 11-3 (6), W 4-0
Apr. 28	at Eastern Ill.* (DH)	W 8-0 (6)
May 1	BELMONT*	2 p.m.
May 6	at Austin Peay* (DH)	12 p.m.
May 10-13	OVC Tournament ⁸	TBD

* - OVC Contest

¹ - 2017 Mercer Invitational (Macon, Ga.)

² - 2017 Mardi Gras Invitational (Mobile, Ala.)

³ - 2017 Samford/UAB Classic (Birmingham, Ala./Samford)

⁴ - 2017 Samford/UAB Classic (Birmingham, Ala./UAB)

⁵ - 2017 Coach B Classic (Carbondale, Ill.)

⁶ - 2017 Racer Classic (Murray, Ky.)


⁷ - 2017 Matador Classic (Northridge, Calif.)

⁸ - 2017 OVC Tournament (Oxford, Ala.)

Home games in ALL CAPS

All Times Central

MURRAY STATE PROBABLE STARTERS



2017 OVC STANDINGS

Team	OVC	Overall
Jacksonville State	15-1	36-10
SIUE	12-4	37-10
UT Martin	12-4	35-15
Eastern Illinois	9-4	25-18
Murray State	10-5	34-14
Eastern Kentucky	9-7	22-26
Tennessee Tech	8-8	16-28
Morehead State	6-10	26-20
Southeast Missouri	7-12	22-25
Belmont	6-12	30-17
Austin Peay	4-14	16-30
Tennessee State	2-17	12-35

Standing as of May 1, 2017

QUICK HIT

Category	Team	Opp.	Leader
Batting Avg.	.301	.258	Twaddle - .413
Slugging %	.458	.342	Twaddle - .780
On-Base %	.359	.306	Twaddle - .485
Runs	257	165	Finck - 44
Hits	395	326	Finck - 63
Walks	109	74	Glass - 21
Doubles	55	46	Twaddle - 13
Triples	14	6	Finck - 6
Home Runs	41	16	Twaddle - 12
RBI's	215	149	Twaddle - 38
SB/SBA	56/66	27/36	Ranburger - 12
ERA	2.89	3.98	Robinson - 1.73
Wins	34	14	Robinson - 22
Saves	3	2	3 Players - 1
Strikeouts	175	200	Robinson - 102
Opp. Avg.	.258	.301	Robinson - .229
Fielding Pct.	.957	.947	4 Players - 1.00

2017 RECORD BREAKDOWN

	Record	Home	Away	Neutral	Extras
Overall	34-14	14-2	7-8	13-4	2-1
OVC	10-5	6-2	4-3	0-0	1-1

SEASON STREAKS

Overall: Won 6 Home: Won 5 Away: Won 3 Neutral: Lost 2 Extras: Won 1

SEASON-HIGH WON/LOST STREAKS

Overall: W12/L4 Home: W8/L1 Away: W3/L5 Neutral: W7/L2 Extras: W1/L1

UPCOMING SCHEDULE

DATE	OPPONENT	SITE	TIME	WEB
May 6	Austin Peay	Cheryl Holt Field; Clarksville, Tenn.	12 p.m.	OVCDN
May 10-13	OVC Tournament	Choccolocco Park; Oxford, Ala.	TBD	OVCDN

PREVIOUSLY ON... RACER SOFTBALL

at Eastern Illinois (W 8-0 [6])
Apr. 28, 2017 at Williams Field


CHARLESTON, Ill. - Mason Robinson tossed her second perfect game in three appearances as the Racers topped EIU, 8-0, in six innings. The senior struck out a season-high seven of the 18 batters she faced in the contest. MSU's offense was bolstered in the game by the help of three home runs from Jessica Twaddle, Maggie Glass and Jocelynn Rodgers.

WEDNESDAY'S OPPONENT:

vs. Belmont Bruins May 3, 2017 2 p.m. Racer Field

SERIES HISTORY: Murray State pushed its current win streak in the series to three games when they topped Belmont, 8-0 in six innings, late last month. The Racers now lead the overall series, 12-3, and hold a 7-0 advantage in Murray.

SCOUTING THE BRUINS: In his first season at the helm, head coach Brian Levin has got Belmont going in the right direction. The Bruins will enter Wednesday's game with a 31-20 overall record and a 7-12 mark in the OVC. Jess Andree currently leads the Belmont offense with a .315 average, while Lexi Rouse and Kayla Wells follow at .314 and .312, respectively. In the circle, Brooklin Lee is 15-9 on the year with a 2.52 ERA and a team-high 155 strikeouts. As a team, the Bruins have a .296 batting average, a 3.65 ERA and a .266 opponent's batting average.

MURRAY STATE VS. BELMONT		RACERS - 12 WINS, BRUINS - 3 WINS	
	<u>Belmont Quick Facts</u>		
	<p>Founded: 1890 Location: Nahsville, Tenn. Colors: Navy Blue, Red & White Enrollment: 7,771</p>	<p>Conference: Ohio Valley Field: E.S. Rose Park 2016 Rec.: 19-35 (11-16, 9th OVC) Postseason: None</p>	<p>Head Coach: Brian Levin Alma Mater: Peru St. '88 Overall Record (season): 280-103 (7th) BEL Record (season): 31-20 (1st)</p>
<u>Last 3 vs. BEL:</u> 4/23/17 @MSU W 8-0 [6] 4/10/16 @MSU W 4-0 4/10/16 @MSU W 4-1	<u>Current Streaks vs. BEL:</u> Overall: Won 3 Home: Won 7 Away: Lost 1	<u>All-Time vs. BEL:</u> Home: 7-0 Away: 3-3 Neutral: 2-0	<u>MSU-BEL Series Misc.:</u> First Meeting: 3/14/10 @BEL L 6-9 Largest MSU Win: 2/19/12 @OM W 10-0 (5) Largest BEL Win: 3/14/10 @BEL L 6-9

2017 MURRAY STATE ROSTER

No.	Player	Pos.	B/T	Ht.	Yr.	Hometown (Previous School)
1	Jessica Twaddle	IF	R/R	5-6	Sr.	Franklin, Tenn. (Independence HS)
2	Jenny Homann	IF/C	R/R	5-9	Fr.	Freeburg, Ill. (Freeburg Community HS)
3	Maddy Feeney	OF	L/R	5-3	Jr.	Morris, Ill. (Morris Community HS)
4	Brenna Finck	IF	L/R	5-4	So.	Maroa, Ill. (Maroa-Forsyth HS)
7	Taylor Odom	IF	R/R	5-10	Sr.	Goreville, Ill. (Goreville HS)
8	Cayla Levins	OF	S/R	5-8	Sr.	Jacksonville, Fla. (The Bolles School)
9	Ellison Barrett	P/OF	L/R	5-7	Fr.	Florence, Ala. (Florence HS)
11	Kristen Bialek	OF/U	L/R	5-2	Fr.	Downers Grove, Ill. (Downers Grove South HS)
14	Lexi Jones	IF	R/R	5-8	Fr.	Eldersburg, Md. (Liberty HS)
16	Leah Kesel	OF	L/R	5-8	So.	Loose Creek, Mo. (Fatima HS)
17	Mason Robinson	P	L/R	6-2	Sr.	Lewis Center, Ohio (Olentangy Orange HS)
18	Jocelynn Rodgers	C	R/R	5-8	Sr.	Cypress, Calif. (Cypress HS)
19	Haven Campbell	P	R/R	6-1	Jr.	Gurley, Ala. (Madison County HS)
20	Amber Van Duyse	P	R/R	5-11	So.	De Pere, Wis. (West De Pere HS)
21	Mallory Young	OF	R/R	5-5	Sr.	Benton, Ky. (Marshall Country HS)
22	Maggie Glass	IF	R/R	5-6	Sr.	Hopkinsville, Ky. (Christian County HS)
23	Erika Downey	IF	R/R	5-3	Jr.	Louisville, Ky. (Mercy Academy)
24	Madison Culver	IF/C	R/R	5-7	So.	Riverview, Fla. (East Bay HS)
28	Kaylee Ranburger	OF	L/R	5-5	Fr.	Owensboro, Ky. (Daviess County HS)

Head Coach: Kara Amundson (DePaul, 2007), 5th Season

Assistant Coaches: Ashley Gilland (Western Illinois, 2007), 5th Season;
 Laura Winter (Notre Dame, 2014), 1st Season

Pronunciation Guide

Kara AMUNDSONAhh-mund-son

Kristen BIALEK.....Buy-uh-leck

Brenna FINCK.....Fink

LEAH KESELLee-uh Key-suhl

Amber VAN DUYSE.....Van Dice

THE INSIDE TRACK

WEATHER FORECAST

The forecast for Wednesday calls for rain throughout the day, however the hours around the game look clear. Temps should be mild around the high 60s and low 70s.

IN IT TO WIN IT

For the eighth straight season, Murray State has qualified for the OVC Softball Tournament. The Racers have qualified every year since the program began in 2010 with their best finish coming in 2014 when they advanced to championship game.

CHASING THE CROWN

Senior Jessica Twaddle is on pace to become the MSU career leader in multiple categories this season. Below is a chart showing Twaddle's current rank and what she needs to attain each record.

	CAREER	CUR.	RECORD-	NEEDED
CAT.	#	RANK.	HOLDER	FOR REC.
<i>RBIs</i>	134	1	----	---
<i>Hits</i>	229	T-1	229-Miller	0
<i>3B</i>	7	4	8-3 Players	1
<i>2B</i>	49	2	51-Miller	2
<i>Walks</i>	82	3	90-Troup	8
<i>HR</i>	28	4	36-Becker	8
<i>Runs</i>	140	3	153-Becker	13

PERFECT AGAIN

Two weeks ago, a Murray State pitcher had never thrown a perfect game. In the past three games, Mason Robinson has thrown two. Her perfect game against EIU has tied her with Chelsey Sullivan for most no-hitters in program history with two.

GOOSE EGGS

With her perfect game against EIU, Mason Robinson now has seven shutouts this season, a new MSU single season mark. The senior now has 18 for her career which is also a program best.

A HONORABLE SWEEP

Mason Robinson tossed a perfect game and Maggie Glass drove in nine runs, as the duo were named OVC Pitcher & Player of the week honors, respectively. It was the third weekly honor and sixth of her career for Robinson, while it was the first-ever for Glass.

LEAVING THE YARD

Murray State hit three home runs in the win over EIU Friday, marking the 12th time this season that it has hit multiple home runs. The Racers are now 9-3 in those games.

FREE FOR ALL

Currently, Wednesday's game is scheduled to be broadcast on OVCDigitalNetwork.com. As always, all games broadcast on the OVCDN are free of charge. Please note that coverage is subject to change without notice due to weather conditions.

OK, WHAT'S NEXT?

The Racers will put an end to their 2017 regular season when they travel to Austin Peay Saturday. In addition to conference implications, six points will be up for grabs in the Heritage Bank Battle of the Border.

PREVIOUS NOTES

ANOTHER RECORD FALLS

With her 21st win of the season Tuesday, Mason Robinson set a new single-season mark for most wins by a MSU pitcher. The previous record was 20 which was set by CheyAnne Gaskey in 2015.

A GRAND DAY

Despite being second on MSU's all-time home run list, Maggie Glass had never hit a grand slam. That changed Tuesday when she hit one against Tennessee State to become the 11th member of MSU's Grand Slam club. Glass; grand slam went down as the 16th in program history.

A DRIVING FORCE

Jessica Twaddle became the new MSU career leader in RBIs against Belmont when she hit a two-run home run. She now has 134 for her career, passing the previous record of Alexa Becker who had 132.

GOODBYE OLD FRIENDS

Murray State will say goodbye to seven seniors Sunday. Maggie Glass, Cayla Levins, Taylor Odom, Mason Robinson, Jocelynn Rodgers, Jessica Twaddle and Mallory Young--will all be honored Sunday as part of Senior Day.

JUST WIN

Through Wednesday, the senior class of 2017 has won 124 games in four years. They are just five wins away from the most-wins by a four-year class which is 129 set by the class of 2015.

"WHAT'S YOUR WHY?" WEEKENDS

This year the MSU seniors are presenting "What's Your Why? Weekends" during home weekends. The concept behind "What's Your Why?" is simple, it's a cause that you are passionate about want to raise awareness for. The final "why" for this season will be the the Holly Cummins Memorial Scholarship and will be presented by Cayla Levins and Jocelynn Rodgers.

Wknd	Cause	Senior(s)
Wknd #1	Foster/Adoption	Twaddle/Young
Wknd #2	St. Jude	Odom/Robinson
Wknd #3	Best Buddies	Glass
Wknd #4	Cummins Scholarship	Levins/Rodgers

TRIPLE TROUBLE

Brenna Finck hit her sixth triple of the season against Tennessee Tech, further cementing her new single-season record for that category. In addition, her six this season give her eight for her career putting her in a three-way tie with Shelby Miller and Maggie Glass for the all-time lead.

JUST ONE MORE

For the second-time in as many seasons, Mason Robinson has won 19 games, putting her just one win away from the MSU single-season record of 20 set by CheyAnne Gaskey in 2015.

RPI REPORT

In the fifth RPI of 2017, the Racers came in ranked 80th. The Racers began the year ranked 67th in the first RPI of the season, the highest-ranking ever by a Racer squad. The previous best was 87th in the first ranking of 2012.

Date	Ranking	Movement
Mar. 20	67	---
Mar. 27	78	-11
Apr. 3	78	---
Apr. 10	77	+1
Apr. 17	80	-3

ENTER PLAYER 2

Jessica Twaddle isn't the only Racer chasing the all-time home runs record, with three home runs last weekend Maggie Glass. Glass currently has 20 home runs and is tied for second on the all-time list. Alexa Becker is the current career leader with 36 all-time home runs.

RULE OF 10

In game one versus SEMO Sunday, the Racers scored 10-plus for the sixth time this season. When the Racers score 10 or more runs in a game so far this season, they are undefeated at 6-0.

THE INSIDE TRACK

IN THE MIX

Select Murray State softball away games, including Saturday's doubleheader at UT Martin, will once again be broadcast this season on the internet via Mixlr. Fans can listen, free of charge, on any computer at mixlr.com/msuracers or by downloading the Mixlr app, available on Apple and Android devices, and searching msuracers. The games will be broadcast by MSU softball media relations contact, Parker Griffith.

CHANGING IT UP

Racers fans may have noticed that the OVC schedule is different this season than in years past, thanks to changes made by the coaches in the offseason. Gone is the previous format of playing three games against "division" teams and two against "non-division" and in its place is a schedule where teams play every other school in the league in one doubleheader.

MISSED IT BY THAT MUCH

Wednesday's loss at WKU was the first one-run loss for Murray State this season. Prior to Wednesday, the Racers were 6-0 in one-run ballgames this year.

STRIKING FIRST & APPLYING PRESSURE

Two situations in which the Racers have been near perfect this are scoring first and hitting often. MSU is 17-2 this year when it is the first team on the scoreboard and is 19-1 when it outhits its opponents.

A MODEL OF CONSISTENCY

Through the first 35 games this season, Brenna Finck has recorded at least one hit in 29 of those contests. In those six games in which Finck did not tally a hit, she walked in two of those, leaving only four games all season in which she has not reached base.

IN GRAND FASHION

Jocelynn Rodgers helped the Racers beat Morehead State Sunday with a walk-off grand slam. The grand slam was the 15th in Murray State history and the second in Rodgers' career. She is now just the fourth Racer to have more than one career grand slam, in addition, her two walk-off grand slams are the only two in program history.

GOOSE EGGS

With the 3-0 win over ECU Monday, Mason Rodgers earned her fifth shutout of the season. She is now just one off her own program single-season record of six that was set in 2016. Robinson now has 16 shutouts for her career, which is also a Murray State record.

MULTIPLE ROUND TRIPS

The Racers had two home runs in both Sunday's opener against Morehead State and against ECU last week. Murray State has now hit multiple home runs eight times this season and are 7-1 in those games.

THE SECOND SEASON

The Racers begin OVC play this weekend, but have historically not fared well in league-play openers. The Racers are just 2-5 all-time in OVC openers and are 0-2 when those games are in Murray.

THREE TIMES THE RECORD

With her triple against Cal State Northridge, Brenna Finck set a new Murray State single-season record for triples with four. The previous record of three was shared by Alexa Becker (2012), Megan Belio (2010), Maggie Glass (2015) and Shelby Miller (2015). Finck is now also fourth all-time in triples at six, with Miller and Glass holding the record at eight.

WINS BY THE DOZEN

Last week's loss to Weber State put an end to a historic win streak by the Racers. MSU reeled off 12 wins in a row from March 4-18, surpassing the previous record of nine.

ELITE CLUB WELCOMES 3RD MEMBER

With three hits Wednesday against WIU, Jessica Twaddle became the third player in Murray State history to join the 200-hit club and now stands at 201 for her career. Shelby Miller currently leads MSU all-time in hits at 229, with Mo Ramsey just two behind at 227.

WIND GENERATOR

In game two against Western Illinois, Haven Campbell struck out eight batters. Not only was the total a season-high by a Racer pitcher for 2017, but it was a career high for Campbell as well.

NO FREE WALKS

Currently, the Murray State pitching staff is striking out opposing batters at a near 3-to-1 clip compared to walks with 99 strikeouts and 34 walks. Mason Robinson currently leads the OVC and is 11th nationally in "Walks Allowed Per Seven Innings" at 0.70, while Haven Campbell is 4th in the league and 41st in the NCAA at 1.03.

HOT START

With a 20-4 record, MSU has set a new record for fastest team in program history to reach 20 wins. The previous record was held by the 2015 Racers who reached 20 wins in 32 games.

ALL I DO IS WIN

Sunday's win in the circle not only pushed Mason Robinson's season record to 13-2 on the year, but it went down as the 58th win of her career making her the winningest pitcher in Murray State history. The previous record was 57 wins set by CheyAnne Gaskey from 2012 to 2015.

THE HITS KEEP COMING

With 36 hits so far this season, Brenna Finck is currently 18th nationally in that category and first in the OVC. The MSU single-season record for hits is currently 72 accomplished by both Megan Glosser in 2012 and Jessica Twaddle in 2015.

LEADING THE WAY

Leadoff hitter Brenna Finck is currently fifth in the nation in hits with 26. Finck is currently hitting .464 on the year, however when she leads off an inning she is batting an impressive .556.

WEEKLY HONOR

Mason Robinson went 2-0 with a save and finished the Coach B Classic with a 0.00 ERA to be named as the OVC Pitcher of the Week. The senior allowed no earned runs in the three appearances and walked just two batters, while striking out 11. She also picked up the first save of her career against Western Illinois by entering in the sixth and then striking out the side in order in the seventh for the win.

FIVE AND UNDER

Murray State is currently 14-1 the year when it holds opponents to five runs or less. The Racers are also a perfect 7-0 when allowing two runs or less.

SCORE EARLY, WIN OFTEN

Early runs have proved to be an effective tool for Murray State this season. The Racers are 7-0 this season when scoring in the first inning and are 10-1 when they are first team on the scoreboard.

CLOSING IN

With 10 wins already this season, Mason Robinson now has 55 for her career, just two shy of CheyAnne Gaskey's program record 57 wins. Her 10 wins on the year also places her fifth nationally in that category.

THE POWER OF FOUR

With four hits against Iowa State Sunday, Taylor Odom became the eighth player in MSU history to tally four or more hits in the same game, marking the 13th occasion that a Racer has accomplished the feat.

THE INSIDE TRACK

CLAMPING DOWN

The Racers have become experts at holding a lead so far this season. Through 10 games, the Racers have yet to lose a game in which they have been in the lead at the end of any inning.

HIGH-POWERED OFFENSE

Through the first 10-games of the season, the Racers are currently averaging 7.80 runs per game, ranking them 12th in the nation behind leaders Seton Hall at 14.0 runs per game. Despite the high national ranking, MSU is still second amongst OVC teams, as UT Martin is scoring 9.38 runs per game.

THE LONG BALL

The seven home runs hit by Murray State through the first five games is a new program record. In addition, the four hit against Mercer is the second-most in a single game by a Racer team.

MAKING THE MOST

Despite being outhit over the first five games by its opponents, 39-38, MSU did more with less by driving in 30 runs, compared to just 18 by its opponents.

JUST PEACHY

For the third year in a row, the Racers will kick off their season in the state of Georgia. In 2015, the Racers went 3-2 at Georgia's Red & Black Classic in Athens and in 2016, went 2-2 at last year's Kennesaw State Kickoff Classic in Kennesaw.

OUT OF THE GATES

Murray State is 4-4 all-time in season openers, having won four out of its last six. The Racers are 1-1 in season openers in true away games and 3-3 in neutral site games.

FALL REPORT

Murray State went 7-1 in its non-traditional fall season this year with its only loss coming in the form of a 1-0 heartbreaker at Southern Illinois. As a team, the Racers hit .367, while the pitching staff posted a 0.50 team ERA and limited opponents to a .138 average. Senior Jessica Twaddle picked up where she left off last season to lead MSU with a .588 average, while senior Mallory Young batted .533 and senior Jocelynn Rodgers and freshman Lexi Jones each batted .500. Junior Haven Campbell went 3-0 in the short season, while senior Mason Robinson was 2-0 with a save, as both finished with an ERA of 0.00. Robinson's performance is even more impressive when you factor in that she allowed just two hits in 43 batters faced with 15 strikeouts.

MANY HAPPY RETURNS

MSU lost just six players from last year's team and will return 9 of 10 starters. Among those returning are 2016 All-OVC selections Jessica Twaddle and Mason Robinson and 2016 OVC All-Newcomer selection Leah Kesel.

HEAD COACH KARA AMUNDSON

5TH SEASON AT MSU/5TH SEASON OVERALL

AMUNDSON'S CAREER YEAR-BY-YEAR COACHING RECORD

Year	Team	OVERALL			OVC			POSTSEASON		
		W	L	Pct.	W	L	Pct.	W	L	Pct.
2013	Murray St.	25	28	.472	14	10	.583	2	2	.500
2014	Murray St.	32	23	.582	16	9	.640	2	1	.666
2015	Murray St.	38	19	.667	20	7	.741	2	2	.500
2016	Murray St.	24	31	.436	12	14	.462	1	2	.333
2017	Murray St.	34	14	.708	10	5	.667	0	0	.000
TOTAL		153	115	.571	72	45	.615	7	7	.500
EXTRAS		11	8	.579	5	3	.625	1	0	1.00

AMUNDSON VS. THE COMPETITION

OPPONENT	RECORD	OPPONENT	RECORD	OPPONENT	RECORD
Alabama A&M	2-0	Iowa St.	1-0	Southern Ill.	1-4
Alabama St.	1-0	Jackson St.	1-0	SIUE*	6-6
Appalachian St.	0-1	Jacksonville	1-1	Southeast Mo.*	9-4
Auburn	0-3	Jacksonville St.*	6-8	Tennessee	0-1
Arkansas	0-1	Kansas	1-1	Tennessee St.*	8-2
Austin Peay*	12-1	Kennesaw St.	0-1	Tennessee Tech*	6-5
Ball St.	1-2	Kentucky	0-3	UT Martin*	10-5
Belmont*	7-2	Kent St.	1-1	UAB	0-3
Bethel (TN)	2-0	LSU	0-1	Weber St.	0-1
Boston College	0-1	La.-Monroe	2-0	Western Ill.	3-0
Bowling Green	1-1	Lipscomb	0-2	Western Ky.	1-5
Bradley	1-0	Loyola Chicago	2-1	Winthrop	1-1
Bryant	3-0	McNeese	1-0	Wright St.	2-0
Bucknell	0-1	Memphis	4-3		
Butler	2-0	Mercer	1-0		
Central Ark.	1-0	Miami (OH)	0-1		
Chattanooga	0-1	Minnesota	0-1		
Coastal Carolina	1-0	Mississippi St.	0-1		
Coppin St.	1-0	Missouri St.	1-0		
CSUN	0-2	Morehead St.*	6-4		
Dayton	1-0	Nicholls St.	3-0		
East Tennessee St.	1-0	Northern Ill.	3-0		
Eastern Ill.*	7-9	Northwestern St.	1-4		
Eastern Ky.*	4-6	Oklahoma St.	1-0		
Evansville	7-4	Portland St.	1-0		
Fort Wayne	1-1	Quinnipiac	0-1		
Gardner-Webb	2-0	Sacred Heart	1-0		
Georgia	0-1	Saint Louis	3-1		
Illinois	1-0	Samford	2-1		
Ill.-Chicago	1-0	South Alabama	0-3		
Indiana	0-3	South Dakota St.	2-0		

2017 Opponents Listed In **BOLD**

*Indicates OVC Opponent

#1 JESSICA TWADDLE

IF

BATS/THROWS: R/R
HEIGHT: 5-6
CLASS: Sr.
HOMETOWN: Franklin, Tenn.
HIGH SCHOOL: Independence HS

Season	Avg.	GP-GS	R	H	2B	3B	HR	RBI	Sig%	BB	OB%	SB-SBA
2014	.331	50-46	23	41	7	2	4	15	.516	23	.432	2-3
2015	.426	57-56	45	72	16	0	8	54	.663	20	.483	6-7
2016	.335	54-53	32	54	13	2	4	28	.516	20	.413	20-21
2017	.413	48-48	40	62	13	3	11	38	.780	19	.485	10-11
TOTALS	.379	209-203	140	229	49	7	28	135	.623	82	.455	38-42

Season High				Career High			
Hits	3	Twice		4	TTU, 4/19/15		
Runs	3	Twice		3	5 Times		
RBIs	3	3 Times		7	GWU, 2/14/15		
Doubles	2	Twice		2	4 Times		
Triples	1	3 Times		1	7 Times		
Home Runs	2	MER, 2/10/17		2	Twice		
Walks	2	3 Times		2	11 Times		
Stolen Bases	2	SAM, 2/25/17		3	APSU, 2/20/16		

#2 JENNY HOMANN

IF/C

BATS/THROWS: R/R
HEIGHT: 5-9
CLASS: Fr.
HOMETOWN: Freeburg, Ill.
HIGH SCHOOL: Freeburg Community HS

Season	Avg.	GP-GS	R	H	2B	3B	HR	RBI	Sig%	BB	OB%	SB-SBA
2017	.000	8-0	0	0	0	0	0	0	.000	2	.286	0-0
TOTALS	.000	8-0	0	0	0	0	0	0	.000	2	.286	0-0

Season High				Career High			
Hits							
Runs							
RBIs							
Doubles							
Triples							
Home Runs							
Walks	1	Twice		1	Twice		
Stolen Bases							

#3 MADDY FEENEY

OF

BATS/THROWS: L/R
HEIGHT: 5-3
CLASS: Jr.
HOMETOWN: Morris, Ill.
HIGH SCHOOL: Morris Community HS

Season	Avg.	GP-GS	R	H	2B	3B	HR	RBI	Sig%	BB	OB%	SB-SBA
2015	.000	10-0	2	0	0	0	0	0	.000	0	.000	0-0
2016	.246	50-49	18	30	4	1	0	3	.295	4	.270	6-6
2017	.192	31-10	7	5	0	0	0	1	.192	1	.222	3-3
TOTALS	.235	91-59	27	35	4	1	0	4	.275	5	.260	9-9

Season High				Career High			
Hits	2	SEMO, 4/9/17		3	EIU, 4/2/16		
Runs	1	7 Times		2	Twice		
RBIs	1	SEMO, 4/9/17		1	3 Times		
Doubles				1	4 Times		
Triples				1	TTU, 4/23/16		
Home Runs							
Walks	1	NIU, 3/12/17		1	5 Times		
Stolen Bases	1	Twice		1	8 Times		

#4 BRENNAN FINCK

IF

BATS/THROWS: L/R
HEIGHT: 5-4
CLASS: Fr.
HOMETOWN: Maroa, Ill.
HIGH SCHOOL: Maroa-Forsyth HS

Season	Avg.	GP-GS	R	H	2B	3B	HR	RBI	Slg%	BB	OB%	SB-SBA
2016	.254	55-55	17	36	2	2	0	5	.296	9	.303	4-5
2017	.389	48-48	44	63	3	6	2	18	.519	16	.448	8-10
TOTALS	.326	103-103	61	99	5	8	2	23	.414	25	.381	12-15

Season High				Career High	
Hits	3	5 Times	3	6 Times	
Runs	3	BEL, 4/23/17	3	BEL, 4/23/17	
RBIs	3	Twice	3	Twice	
Doubles	1	3 Times	1	5 Times	
Triples	1	6 Times	1	8 Times	
Home Runs	1	Twice	1	Twice	
Walks	1	16 Times	2	LUC, 2/14/16	
Stolen Bases	1	8 Times	1	12 Times	

#7 TAYLOR ODOM

IF

BATS/THROWS: R/R
HEIGHT: 5-10
CLASS: Sr.
HOMETOWN: Goreville, Ill.
HIGH SCHOOL: Goreville HS

Season	Avg.	GP-GS	R	H	2B	3B	HR	RBI	Slg%	BB	OB%	SB-SBA
2014	.270	29-10	9	10	2	2	1	9	.514	5	.372	1-1
2015	.256	41-31	10	21	3	1	3	15	.427	14	.371	0-0
2016	.219	42-22	5	14	4	0	2	5	.375	15	.367	0-0
2017	.272	39-35	16	28	7	0	7	27	.544	2	.333	1-1
TOTALS	.255	151-98	40	73	16	3	13	59	.469	42	.357	2-2

Season High				Career High	
Hits	4	ISU, 2/26/17	4	ISU, 2/26/17	
Runs	2	3 Times	3	GWU, 2/14/15	
RBIs	4	ISU, 2/26/17	4	ISU, 2/26/17	
Doubles	2	ISU, 2/26/17	2	Twice	
Triples			1	3 Times	
Home Runs	1	7 Times	1	13 Times	
Walks	1	8 Times	2	4 Times	
Stolen Bases	1	APSU, 39/17	1	Twice	

#8 CAYLA LEVINS

OF

BATS/THROWS: S/R
HEIGHT: 5-8
CLASS: Sr.
HOMETOWN: Jacksonville, Fla.
HIGH SCHOOL: The Bolles School

Season	Avg.	GP-GS	R	H	2B	3B	HR	RBI	Slg%	BB	OB%	SB-SBA
2014	.275	49-48	26	38	4	2	0	17	.333	7	.329	6-9
2015	.291	52-52	17	41	4	0	2	20	.362	7	.329	2-2
2016	.277	55-55	11	26	9	0	3	26	.386	5	.319	6-6
2017	.346	48-48	22	48	8	1	1	20	.439	6	.372	4-4
TOTALS	.296	207-206	77	175	25	3	6	83	.378	25	.331	18-21

Season High				Career High	
Hits	3	Twice	3	4 Times	
Runs	2	Twice	2	9 Times	
RBIs	3	SEMO, 4/9/17	6	SEMO, 3/20/16	
Doubles	1	5 Times	2	SEMO, 3/20/16	
Triples	1	NIU, 3/12/17	1	3 Times	
Home Runs	1	WIU, 3/4/17	1	6 Times	
Walks	1	6 Times	1	25 Times	
Stolen Bases	1	4 Times	1	18 Times	

#9 ELLISON BARRETT

P/OF

BATS/THROWS: L/R

HEIGHT: 5-7

CLASS: Fr.

HOMETOWN: Florence, Ala.

HIGH SCHOOL: Florence HS

Season	ERA	W-L	App.	GS	Sho	Sv	IP	H	R	ER	BB	SO	OBA
2017	12.00	0-0	5	0	0/0	0	7.0	13	14	12	7	3	.406
TOTALS	12.00	0-0	5	0	0/0	0	7.0	13	14	12	7	3	.406

Season High				Career High			
Inn. Pitched	2.0	CSUN, 3/20/17		2.0	CSUN, 3/20/17		
Strikeouts	2	CSUN, 3/20/17		2	CSUN, 3/20/17		
Batters Faced	12	Twice		12	Twice		
Runners CS	1	CSUN, 3/20/17		1	CSUN, 3/20/17		

#11 KRISTEN BIALEK

OF/U

BATS/THROWS: L/R

HEIGHT: 5-2

CLASS: Fr.

HOMETOWN: Downers Grove, Ill.

HIGH SCHOOL: Downers Grove South HS

Season	Avg.	GP-GS	R	H	2B	3B	HR	RBI	Slg%	BB	OB%	SB-SBA
2017	.265	40-22	21	18	1	0	0	4	.279	6	.333	7-7
TOTALS	.265	40-22	21	18	1	0	0	4	.279	6	.333	7-7

Season High				Career High			
Hits	2	3 Times		2	3 Times		
Runs	2	NIU, 3/12/17		2	NIU, 3/12/17		
RBIs	1	3 Times		1	3 Times		
Doubles	1	JSU, 4/1/17		1	JSU, 4/1/17		
Triples							
Home Runs							
Walks	1	6 Times		1	6 Times		
Stolen Bases	1	6 Times		1	6 Times		

#14 LEXI JONES

IF

BATS/THROWS: R/R

HEIGHT: 5-8

CLASS: Fr.

HOMETOWN: Eldersburg, Md.

HIGH SCHOOL: Liberty HS

Season	Avg.	GP-GS	R	H	2B	3B	HR	RBI	Slg%	BB	OB%	SB-SBA
2017	.316	24-1	2	6	1	0	1	5	.526	2	.391	0-0
TOTALS	.316	34-1	2	6	1	0	1	5	.526	2	.391	0-0

Season High				Career High			
Hits	1	6 Times		1	6 Times		
Runs	1	Twice		1	Twice		
RBIs	2	ISU, 2/26/17		2	ISU, 2/26/17		
Doubles	1	TSU, 4/25/17		1	TSU, 4/25/17		
Triples							
Home Runs	1	ISU, 2/26/17		1	ISU, 2/26/17		
Walks	1	Twice		1	Twice		
Stolen Bases							

#16 LEAH KESEL

OF

BATS/THROWS: L/R

HEIGHT: 5-8

CLASS: So.

HOMETOWN: Loose Creek, Mo.

HIGH SCHOOL: Fatima HS

Season	Avg.	GP-GS	R	H	2B	3B	HR	RBI	Sig%	BB	OB%	SB-SBA
2016	.330	49-35	23	32	1	0	0	4	.340	12	.409	9-13
2017	.188	39-12	13	6	2	0	0	3	.250	8	.350	4-5
TOTALS	.295	88-47	36	38	3	0	0	7	.318	20	.393	13-18

Season High				Career High	
Hits	2	Twice	4	SEMO, 3/20/16	
Runs	2	MCN, 2/19/17	3	SEMO, 3/20/16	
RBIs	1	Twice	1	7 Times	
Doubles	1	KENT, 2/12/17	1	EIU, 5/13/16	
Triples					
Home Runs					
Walks	2	ISU, 2/26/17	2	Twice	
Stolen Bases	1	4 Times	1	13 Times	

#17 MASON ROBINSON

P

BATS/THROWS: L/R

HEIGHT: 6-2

CLASS: Sr.

HOMETOWN: Lewis Center, Ohio

HIGH SCHOOL: Olentangy Orange HS

Season	ERA	W-L	App.	GS	Sho	Sv	IP	H	R	ER	BB	SO	OBA
2014	2.89	11-8	34	25	3/2	0	150.1	158	86	62	38	106	.258
2015	2.99	15-6	31	26	2/0	0	150.0	140	78	64	90	86	.239
2016	1.99	19-16	43	36	6/3	0	232.2	193	90	66	61	119	.222
2017	1.73	22-7	32	28	7/1	1	182.0	163	72	45	27	102	.229
TOTALS	2.32	67-37	140	116	18/6	1	715.0	654	326	237	216	413	.235

Season High				Career High	
Inn. Pitched	7.0	13 Times	10.0	Twice	
Strikeouts	7	Twice	9	SIUE, 4/26/14	
Batters Faced	35	Twice	44	SIUE, 4/26/14	
Runners CS	1	4 Times	2	EIU, 4/3/16	

#18 JOCELYNN RODGERS

C

BATS/THROWS: S/R

HEIGHT: 5-8

CLASS: Jr.

HOMETOWN: Cypress, Calif.

HIGH SCHOOL: Cypress HS

Season	Avg.	GP-GS	R	H	2B	3B	HR	RBI	Sig%	BB	OB%	SB-SBA
2014	.221	41-34	11	19	4	0	2	24	.337	8	.320	0-0
2015	.287	57-56	17	47	12	0	4	43	.433	18	.353	1-1
2016	.281	55-55	11	48	7	2	4	22	.415	8	.332	1-1
2017	.238	44-39	16	31	6	1	7	33	.462	4	.263	0-0
TOTALS	.263	200-187	56	147	29	3	18	124	.423	38	.318	2-2

Season High				Career High	
Hits	2	Twice	3	4 Times	
Runs	2	3 Times	2	10 Times	
RBIs	4	MER, 2/10/17	5	Twice	
Doubles	2	SEMO, 4/9/17	2	Twice	
Triples	1	BEL, 4/23/17	1	3 Times	
Home Runs	2	MER, 2/10/17	2	MER, 2/10/17	
Walks	1	Twice	2	4 Times	
Stolen Bases			1	Twice	

#19 HAVEN CAMPBELL

P

BATS/THROWS: R/R

HEIGHT: 6-1

CLASS: Jr.

HOMETOWN: Gurley, Ala.

HIGH SCHOOL: Madison County HS

Season	ERA	W-L	App.	GS	Sho	Sv	IP	H	R	ER	BB	SO	OBA
2015	3.44	2-2	17	2	0/3	2	38.2	45	19	19	13	23	.288
2016	3.85	5-8	23	16	2/0	0	76.1	101	52	42	22	31	.321
2017	3.72	11-7	22	17	2/1	0	94.0	106	54	50	21	62	.278
TOTALS	3.72	18-17	62	35	4/4	3	209.0	525	125	111	56	111	.296

Season High				Career High			
Inn. Pitched	8.0	SAM, 2/24/17		8.0	SAM, 2/24/17		
Strikeouts	8	WIU, 3/15/17		8	WIU, 3/15/17		
Batters Faced	35	IU, 2/26/17		35	IU, 2/26/17		
Runners CS	1	3 Times		1	9 Times		

#20 AMBER VAN DUYSE

P

BATS/THROWS: R/R

HEIGHT: 5-11

CLASS: Fr.

HOMETOWN: De Pere, Wis.

HIGH SCHOOL: West De Pere HS

Season	ERA	W-L	App.	GS	Sho	Sv	IP	H	R	ER	BB	SO	OBA
2016	4.60	0-6	15	3	0/1	0	35.0	41	27	23	18	12	.293
2017	4.94	1-0	11	2	0/0	1	34.0	44	25	24	19	7	.319
TOTALS	4.77	1-6	25	5	0/1	1	69.0	85	52	47	37	19	.307

Season High				Career High			
Inn. Pitched	7.0	SEMO, 4/9/17		9.0	EKU, 3/25/16		
Strikeouts	3	Twice		3	3 Teams		
Batters Faced	32	TTU, 4/14/17		40	EKU, 3/25/16		
Runners CS	1	UTM, 4/8/17		1	4 Times		

#21 MALLORY YOUNG

OF

BATS/THROWS: R/R

HEIGHT: 5-5

CLASS: Sr.

HOMETOWN: Benton, Ky.

HIGH SCHOOL: Marshall County HS

Season	Avg.	GP-GS	R	H	2B	3B	HR	RBI	Slg%	BB	OB%	SB-SBA
2014	.361	30-8	9	13	2	0	1	5	.500	4	.439	1-2
2015	.157	50-49	14	16	2	0	1	9	.206	9	.234	2-2
2016	.222	22-22	7	12	4	0	0	3	.296	6	.311	1-1
2017	.056	18-5	3	1	1	0	0	0	.111	0	.056	0-0
TOTALS	.200	120-84	33	42	9	0	2	17	.271	19	.276	4-5

Season High				Career High			
Hits				2	7 Times		
Runs	1	3 Times		2	6 Times		
RBIs				2	3 Times		
Doubles				2	NSU, 2/28/16		
Triples							
Home Runs				1	Twice		
Walks				1	19 Times		
Stolen Bases				1	4 Times		

#22 MAGGIE GLASS

IF

BATS/THROWS: R/R

HEIGHT: 5-6

CLASS: Sr.

HOMETOWN: Hopkinsville, Ky.

HIGH SCHOOL: Christian County HS

Season	Avg.	GP-GS	R	H	2B	3B	HR	RBI	Sig%	BB	OB%	SB-SBA
2014	.297	34-34	18	27	3	2	4	12	.505	4	.347	1-2
2015	.327	57-57	42	54	12	3	16	53	.727	23	.399	4-4
2016	.201	55-55	18	31	5	1	4	18	.325	15	.275	0-1
2017	.241	48-48	26	33	6	2	8	27	.489	21	.342	4-6
TOTALS	.265	194-194	104	145	26	8	31	110	.517	66	.342	9-13

Season High				Career High	
Hits	2	4 Times	3	4 Times	
Runs	2	4 Times	3	Twice	
RBIs	4	TSU, 4/25/17	4	Twice	
Doubles	2	BRY, 3/18-17	3	SIU, 4/8/16	
Triples	1	Twice	1	8 Times	
Home Runs	1	8 Times	2	Twice	
Walks	3	PSU, 2/10/17	3	Twice	
Stolen Bases	1	4 Times	1	9 Times	

#23 ERIKA DOWNEY

IF

BATS/THROWS: R/R

HEIGHT: 5-3

CLASS: Jr.

HOMETOWN: Louisville, Ky.

HIGH SCHOOL: Mercy Academy

Season	Avg.	GP-GS	R	H	2B	3B	HR	RBI	Sig%	BB	OB%	SB-SBA
2015	.217	31-5	8	5	0	0	0	4	.217	2	.308	3-5
2016	.204	41-12	6	11	3	0	0	1	.259	1	.232	7-8
2017	.228	48-48	16	23	3	0	1	14	.287	9	.310	2-3
TOTALS	.219	120-65	30	39	6	0	1	19	.270	12	.287	12-16

Season High				Career High	
Hits	3	TTU, 4/14/17	3	TTU, 4/14/17	
Runs	2	PSU, 2/10/17	2	Twice	
RBIs	2	5 Times	2	5 Times	
Doubles	1	3 Times	1	6 Times	
Triples					
Home Runs	1	JSU, 4/1/17	1	JSU, 4/1/17	
Walks	2	UD, 2/11/17	2	UD, 2/11/17	
Stolen Bases	1	Twice	2	MOR, 3/26/16	

#24 MADISON CULVER

C/IF

BATS/THROWS: R/R

HEIGHT: 5-7

CLASS: So.

HOMETOWN: Riverview, Fla.

HIGH SCHOOL: East Bay HS

Season	Avg.	GP-GS	R	H	2B	3B	HR	RBI	Sig%	BB	OB%	SB-SBA
2016	.234	46-21	2	18	5	0	1	11	.338	3	.259	0-0
2017	.257	32-21	4	18	2	0	2	14	.371	3	.280	0-0
TOTALS	.245	78-42	6	36	7	0	3	25	.354	6	.269	0-0

Season High				Career High	
Hits	2	3 Times	2	5 Times	
Runs	1	3 Times	1	6 Times	
RBIs	2	4 Times	3	EIU, 4/2/16	
Doubles	1	Twice	1	7 Times	
Triples					
Home Runs	1	Twivrr	1	3 Times	
Walks	1	3 Times	1	5 Times	
Stolen Bases					

#28 KAYLEE RANBURGER

OF

BATS/THROWS: L/R

HEIGHT: 5-5

CLASS: Fr.

HOMETOWN: Owensboro, Ky.

HIGH SCHOOL: Daviess County HS

Season	Avg.	GP-GS	R	H	2B	3B	HR	RBI	Sig%	BB	OB%	SB-SBA
2017	.344	47-46	26	52	2	1	0	9	.378	4	.369	12-15
TOTALS	.344	47-46	26	52	2	1	0	9	.378	4	.377	12-15

Season High			Career High	
Hits	3	6 Times	3	6 Times
Runs	3	JSU, 2/18/17	3	JSU, 2/18/17
RBIs	2	Twice	2	Twice
Doubles	1	Twice	1	Twice
Triples	1	TSU, 4/25/17	1	TSU, 4/25/17
Home Runs				
Walks	1	4 Times	1	4 Times
Stolen Bases	2	Twice	2	Twice

2017 HONORS

adidas® OVC Pitcher of the Week Mason Robinson - Mar. 6 Mason Robinson - Apr. 24 Mason Robinson - May 1	adidas® OVC Player of the Week Jessica Twaddle - Apr. 11 Maggie Glass - May 1	

2017 WON-LOST MARGINS

Margin	1	2	3	4	5	6	7	8	9	10	11	12	13	14	15+
Won By	8	3	3	5	4	1	2	5	1	1	1				
Lost By	2	4		3	1		2		1		1				

2017 STATISTICAL RANKINGS

TEAM

CATEGORY

Batting Average
Double Plays Per Game
Scoring
Slugging Percentage
Triples Per Game
WL Percentage

NATIONAL _____ OVC _____ VALUE
47 _____ 3 _____ .302
37 _____ 1 _____ 0.43
49 _____ 3 _____ 5.30
39 _____ 2 _____ 0.455
18 _____ 2 _____ 0.30
36 _____ 3 _____ .702

INDIVIDUAL

CATEGORY

Batting Average

Jessica Twaddle
Brenna Finck

Doubles Per Game

Jessica Twaddle

Earned Run Average

Mason Robinson

Hits

Brenna Finck
Jessica Twaddle

Home Runs Per Game

Jessica Twaddle

Home Runs

Jessica Twaddle

NATIONAL _____ OVC _____ VALUE
43 _____ 2 _____ .415
121 _____ 5 _____ .390
101 _____ 3 _____ 0.28
65 _____ 4 _____ 1.79
22 _____ 1 _____ 62
30 _____ 2 _____ 61
67 _____ 4 _____ 0.23
44 _____ 3 _____ 11

CATEGORY

On Base Percentage

Jessica Twaddle

Runs Per Game

Brenna Finck

Shutouts

Mason Robinson

Slugging Percentage

Jessica Twaddle

Total Bases

Jessica Twaddle

Toughest To Strikeout

Jessica Twaddle

Triples

Brenna Finck

Triples Per Game

Brenna Finck

Victories

Mason Robinson

Walks Allowed Per Seven Innings

Mason Robinson
Haven Campbell

NATIONAL _____ OVC _____ VALUE

70 _____ 2 _____ .488
61 _____ 4 _____ 0.91
127 _____ 3 _____ 6
31 _____ 1 _____ .769
12 _____ 1 _____ 113
14 _____ 1 _____ 36.8
9 _____ 2 _____ 6
20 _____ 2 _____ .13
13 _____ 2 _____ 21
23 _____ 2 _____ 1.07
94 _____ 5 _____ 1.56

ALL-TIME NO-HITTERS

Date	Player	Opponent	Innings	Strikeouts	Notes
2/27/2011	Chelsey Sullivan	vs. Belmont	5.0	3	at Auburn, Ala.
3/10/2012	Chelsey Sullivan	at Tennessee St.	5.0	5	
4/23/17	Mason Robinson	vs. Belmont	6.0	1	Perfect Game
4/28/17	Mason Robinson	at Eastern Ill.	6.0	7	Perfect Game

ALL-TIME GRAND SLAMS

Date	Player	Opponent	Notes
3/23/2010	Taylor Wilson	at Louisiana-Monroe	
4/18/2010	Stephanie Mattocks	vs. Southeast Mo.	
5/9/2010	Jenna Bradley	at Eastern Ill.	
3/26/2011	Lauren Buch	vs. Tennessee Tech	
4/10/2011	Jenna Bradley	at Austin Peay	
4/22/2011	Jenna Bradley	vs. Eastern Ky.	
4/30/2011	Lauren Buch	vs. Tennessee St.	
3/11/2012	Leslie Bridges	at Tennessee St.	
4/10/2012	Leslie Bridges	vs. Middle Tenn.	
3/10/2013	Sarah Anderson	vs. Bowling Green	at Evansville, Ind.
2/22/2014	Alexa Becker	vs. Loyola Chicago	at Southaven, Miss.
3/31/2014	Jocelynn Rodgers	vs. Eastern Ill.	Walk-Off
2/14/2015	Jessica Twaddle	vs. Gardner-Webb	at Birmingham, Ala.
3/20/2016	Cayla Levins	at Southeast Mo.	
3/27/2017	Jocelynn Rodgers	vs. Eastern Ky.	Walk-Off
4/25/2017	Maggie Glass	vs. Tennessee St.	

CURRENT SINGLE-GAME RECORDS

Category	Record	Date	Player	Opponent	Notes
<i>Runs Scored</i>	4	5 Times	4 Players	---	L. Buch - Twice
<i>Hits</i>	5	5/5/2013	Shelbey Miller	vs. Austin Peay	
<i>RBIs</i>	7	2/14/2015	Jessica Twaddle	vs. Gardner-Webb	at Birmingham, Ala.
<i>Doubles</i>	3	Twice	Castile/Glass	vs. BGSU/ vs. SIU	BGSU at Evansville, Ind.
<i>Triples</i>	1	Several Times	Multiple Players		
<i>Home Runs</i>	2	17 Times	10 Players	---	Becker, Castile - 3 Times
<i>Walks</i>	4	3/26/2011	Lauren Buch	vs. Tennessee Tech	
<i>Stolen Bases</i>	4	Twice	Megan Glosser	vs. Bethel/ vs. Morehead	MOR at Bowling Green, Ky.
<i>Strikeouts</i>	14	2/24/2013	CheyAnne Gaskey	vs. Saint Louis	at Fayetteville, Ark.

2017 TEAM/OPPONENT HIGHS & LOWS				
	MURRAY STATE		OPPONENT	
	<i>HIGHS</i>	<i>LOWS</i>	<i>HIGHS</i>	<i>LOWS</i>
Game Time	2:24 - ISU, 2/14	1:10 - Twice	---	---
Hitting				
Runs	13 - MCN, 2/19	0 - 4 Times	14 - Twice	0 - 10 Times
Hits	16 - SEMO, 4/9	1 - CSUN, 3/20	15 - CSUN, 3/20	0 - Twice
RBI's	10 - KENT, 2/12	0 - 6 Times	13 - Twice	0 - 12 Times
Doubles	4 - Twice	0 - 15 Times	4 - NIU, 3/10	0 - 20 Times
Triples	2 - NIU, 3/12	0 - 31 Times	2 - Twice	0 - 34 Times
Home Runs	4 - MER, 2/10	0 - 22 Times	4 - KENT, 2/11	0 - 36 Times
Walks	7 - 3 Times	0 - 8 Times	9 - KENT, 2/11	0 - 16 Times
Stolen Bases	4 - 4 Times	0 - 17 Times	3 - 3 Times	0 - 32 Times
Caught Stealing	2 - MCN, 2/19	0 - 38 Times	2 - CSU, 3/20	0 - 38 Times
Runners LOB	13 - SAM, 2/25	0 - EIU, 4/28	11 - WEB, 3/19	0 - Twice
Pitching & Fielding				
Earned Runs	13 - KENT, 2/11	0 - 14 Times	10 - JSU, 2/18	0 - 6 Times
Strikeouts	8 - WIU, 3/15	0 - 3 Times	9 - SLU, 2/10	0 - 3 Times
Errors	4 - 4 Times	0 - 8 Times	5 - MCN, 2/19	0 - 13 Times
Double Plays	2 - 4 Times	0 - 27 Times	2 - Twice	0 - 38 Times

2017 INDIVIDUAL HIGHS		
	MURRAY ST.	OPPONENT
Hitting		
Runs	3 - 4 Times	3 - 4 Times
Hits	4 - Odom (ISU, 2/26); Twaddle (UTM, 4/8)	4 - Rud (MER, 2/10); Foster (USA, 2/18)
Doubles	2 - 6 Times	2 - Kossakowski (NIU, 3/10)
Triples	1 - 14 Times	1 - 6 Times
Home Runs	2 - Rodgers, Twaddle (MER, 2/10)	2 - Grimm (KENT, 2/11)
RBI's	4 - 4 Times	7 - Grimm (KENT, 2/11)
Walks	3 - Glass (PSU, 2/10)	3 - Dobbin (KENT, 2/11); Habitz (CSUN, 3/20)
Stolen Bases	2 - Ranburger (Twice); Twaddle (SAM, 2/25)	2 - 4 Times
Pitching & Fielding		
Innings Pitched	8.0 - Campbell (SAM, 2/25)	8.0 - Twice
Hits Allowed	13 - Robinson (SEMO, 4/9);	13 - Krumrey (SEMO, 4/9)
Runs Allowed	7 - 4 Times	9 - Powell (TSU, 4/25)
Earned Runs Allowed	7 - Campbell, Robinson (CSUN, 3/20)	8 - Williams (JSU, 2/18)
Strikeouts	8 - Campbell (WIU, 3/15)	10 - Wireman (EIU, 4/28)
Walks Allowed	5 - Van Duyse (KENT, 2/11)	6 - Weilbacher (ISU, 2/26)
Errors	3 - Glass (UTM, 5/19)	2 - 7 Times
Caught Stealing	1 - 10 Times	2 - Corbello (MCN, 2/19)

2017 STARTERS BY GAME

Game	C	1B	2B	3B	SS	LF	CF	RF	P	DP
2/10 - Mercer	Rodgers	Twaddle	Downey	Finck	Glass	Levins	Ranburger	Feeney	Robinson	Odom
2/10 - Portland St.	Culver	Twaddle	Downey	Finck	Glass	Levins	Ranburger	Feeney	Campbell	Rodgers
2/11 - Dayton	Rodgers	Twaddle	Downey	Finck	Glass	Levins	Ranburger	Feeney	Robinson	Odom
2/11 - Kent St.	Culver	Twaddle	Downey	Finck	Glass	Levins	Ranburger	Feeney	Campbell	Rodgers
2/12 - Kent St.	Rodgers	Twaddle	Downey	Finck	Glass	Levins	Ranburger	Kesel	Robinson	Odom
2/17 - Butler	Rodgers	Twaddle	Downey	Finck	Glass	Levins	Ranburger	Kesel	Robinson	Odom
2/18 - Jackson St.	Culver	Twaddle	Downey	Finck	Glass	Levins	Ranburger	Kesel	Campbell	Odom
2/18 - South Ala.	Rodgers	Twaddle	Downey	Finck	Glass	Levins	Ranburger	Kesel	Robinson	Odom
2/19 - Butler	Rodgers	Twaddle	Downey	Finck	Glass	Levins	Ranburger	Kesel	Campbell	Odom
2/19 - McNeese	Rodgers	Twaddle	Downey	Finck	Glass	Levins	Ranburger	Kesel	Robinson	Odom
2/24 - Samford	Rodgers	Twaddle	Downey	Finck	Glass	Levins	Ranburger	Kesel	Robinson	Odom
2/25 - UAB	Culver	Twaddle	Downey	Finck	Glass	Levins	Ranburger	Kesel	Campbell	Rodgers
2/25 - Samford	Rodgers	Twaddle	Downey	Finck	Glass	Levins	Ranburger	Kesel	Robinson	Odom
2/26 - Iowa St.	Rodgers	Twaddle	Downey	Finck	Glass	Levins	Ranburger	Kesel	Robinson	Odom
2/26 - Indiana	Culver	Twaddle	Downey	Finck	Glass	Levins	Ranburger	Kesel	Campbell	Odom
3/4 - Northern Ill.	Rodgers	Twaddle	Downey	Finck	Glass	Levins	Ranburger	Bialek	Robinson	Odom
3/5 - Western Ill.	Culver	Twaddle	Downey	Finck	Glass	Levins	Ranburger	Bialek	Campbell	Odom
3/6 - Ill.-Chicago	Rodgers	Twaddle	Downey	Finck	Glass	Levins	Ranburger	Bialek	Robinson	Odom
3/6 - Southern Ill.	Culver	Twaddle	Downey	Finck	Glass	Levins	Ranburger	Bialek	Campbell	Odom
3/9 - Austin Peay	Rodgers	Twaddle	Downey	Finck	Glass	Levins	Ranburger	Bialek	Robinson	Odom
3/9 - Saint Louis	Culver	Twaddle	Downey	Finck	Glass	Levins	Ranburger	Bialek	Campbell	Odom
3/10 - Northern Ill.	Culver	Twaddle	Downey	Finck	Glass	Levins	Ranburger	Bialek	Campbell	Odom
3/10 - Saint Louis	Rodgers	Twaddle	Downey	Finck	Glass	Levins	Kesel	Bialek	Robinson	Odom
3/12 - Northern Ill.	Rodgers	Twaddle	Downey	Finck	Glass	Levins	Bialek	Feeney	Robinson	Odom
3/15 - Western Ill.-1	Rodgers	Twaddle	Downey	Finck	Glass	Levins	Ranburger	Bialek	Robinson	Odom
3/15 - Western Ill.-2	Culver	Twaddle	Downey	Finck	Glass	Levins	Ranburger	Bialek	Campbell	Jones
3/18 - Bryant	Rodgers	Twaddle	Downey	Finck	Glass	Levins	Ranburger	Bialek	Robinson	Culver
3/19 - Weber St.	Rodgers	Twaddle	Downey	Finck	Glass	Levins	Ranburger	Bialek	Robinson	Culver
3/19 - Quinnipiac	Culver	Twaddle	Downey	Finck	Glass	Levins	Ranburger	Bialek	Campbell	Rodgers
3/20 - CSUN-1	Rodgers	Twaddle	Downey	Finck	Glass	Levins	Ranburger	Bialek	Robinson	Odom
3/20 - CSUN-2	Culver	Twaddle	Downey	Finck	Glass	Levins	Ranburger	Bialek	Campbell	Odom
3/26 - Morehead St.-1	Rodgers	Odom	Downey	Finck	Glass	Levins	Ranburger	Bialek	Robinson	Twaddle
3/26 - Morehead St.-2	Culver	Odom	Downey	Finck	Glass	Levins	Ranburger	Bialek	Campbell	Twaddle
3/27 - Eastern Ky.	Rodgers	Odom	Downey	Finck	Glass	Levins	Ranburger	Bialek	Robinson	Twaddle
3/29 - Western Ky.	Rodgers	Odom	Downey	Finck	Glass	Levins	Ranburger	Bialek	Robinson	Twaddle
4/1 - Jacksonville St.-1	Rodgers	Odom	Downey	Finck	Glass	Levins	Ranburger	Bialek	Robinson	Twaddle
4/1 - Jacksonville St.-2	Rodgers	Twaddle	Downey	Finck	Glass	Levins	Ranburger	Bialek	Campbell	Odom
4/8 - UT Martin-1	Rodgers	Twaddle	Downey	Finck	Glass	Levins	Ranburger	Young	Robinson	Culver
4/8 - UT Martin-1	Rodgers	Twaddle	Downey	Finck	Glass	Levins	Ranburger	Young	Campbell	Culver
4/9 - Southeast Mo.-1	Rodgers	Twaddle	Downey	Finck	Glass	Levins	Ranburger	Feeney	Robinson	Culver
4/9 - Southeast Mo.-2	Rodgers	Twaddle	Downey	Finck	Glass	Levins	Ranburger	Feeney	Van Duyse	Odom
4/14 - Tennessee Tech-1	Rodgers	Twaddle	Downey	Finck	Glass	Levins	Ranburger	Feeney	Robinson	Odom
4/14 - Tennessee Tech-2	Rodgers	Twaddle	Downey	Finck	Glass	Levins	Ranburger	Feeney	Van Duyse	Culver
4/18 - Memphis	Rodgers	Twaddle	Downey	Finck	Glass	Levins	Ranburger	Feeney	Robinson	Culver
4/23 - Belmont	Rodgers	Twaddle	Downey	Finck	Glass	Levins	Ranburger	Young	Robinson	Odom
4/25 - Tennessee St.-1	Rodgers	Twaddle	Downey	Finck	Glass	Levins	Ranburger	Young	Robinson	Odom
4/25 - Tennessee St.-2	Rodgers	Twaddle	Downey	Finck	Glass	Levins	Ranburger	Young	Campbell	Odom
4/28 - Eastern Ill.	Rodgers	Twaddle	Downey	Finck	Glass	Levins	Ranburger	Young	Robinson	Odom
5/3 - Belmont										
5/6 - Austin Peay-1										
5/6 - Austin Peay-2										

2017 LINEUPS BY GAME

Game	1	2	3	4	5	6	7	8	9	Lineup # (Times Used)
2/10 - Mercer	Finck	Ranburger	Twaddle	Odom	Glass	Rodgers	Levins	Feeney	Downey	1 (1)
2/10 - Portland St.	Finck	Ranburger	Twaddle	Rodgers	Glass	Culver	Levins	Feeney	Downey	2 (1)
2/11 - Dayton	Finck	Ranburger	Twaddle	Rodgers	Odom	Glass	Levins	Feeney	Downey	3 (1)
2/11 - Kent St.	Finck	Ranburger	Twaddle	Rodgers	Glass	Culver	Levins	Feeney	Downey	2 (2)
2/12 - Kent St.	Finck	Ranburger	Twaddle	Odom	Rodgers	Glass	Levins	Kesel	Downey	4 (1)
2/17 - Butler	Finck	Ranburger	Twaddle	Odom	Rodgers	Glass	Levins	Kesel	Downey	4 (2)
2/18 - Jackson St.	Finck	Ranburger	Twaddle	Odom	Glass	Culver	Levins	Kesel	Downey	5 (1)
2/18 - South Ala.	Finck	Ranburger	Twaddle	Odom	Rodgers	Glass	Levins	Kesel	Downey	4 (3)
2/19 - Butler	Finck	Ranburger	Twaddle	Odom	Rodgers	Glass	Levins	Kesel	Downey	4 (4)
2/19 - McNeese St.	Finck	Ranburger	Twaddle	Odom	Rodgers	Glass	Levins	Kesel	Downey	4 (5)
2/24 - Samford	Finck	Ranburger	Twaddle	Odom	Rodgers	Glass	Levins	Kesel	Downey	4 (6)
2/25 - UAB	Finck	Ranburger	Twaddle	Rodgers	Glass	Culver	Levins	Kesel	Downey	2 (3)
2/25 - Samford	Finck	Ranburger	Twaddle	Odom	Rodgers	Glass	Levins	Kesel	Downey	4 (7)
2/26 - Iowa St.	Finck	Ranburger	Twaddle	Odom	Rodgers	Glass	Levins	Kesel	Downey	4 (8)
2/26 - Indiana	Finck	Ranburger	Twaddle	Odom	Culver	Glass	Levins	Kesel	Downey	6 (1)
3/4 - Northern Ill.	Finck	Ranburger	Twaddle	Odom	Rodgers	Glass	Levins	Bialek	Downey	7 (1)
3/5 - Western Ill.	Finck	Ranburger	Twaddle	Odom	Culver	Glass	Levins	Bialek	Downey	8 (1)
3/6 - Ill.-Chicago	Finck	Ranburger	Twaddle	Odom	Rodgers	Glass	Levins	Bialek	Downey	7 (2)
3/6 - Southern Ill.	Finck	Ranburger	Twaddle	Odom	Culver	Glass	Levins	Bialek	Downey	8 (2)
3/9 - Austin Peay	Finck	Ranburger	Twaddle	Odom	Rodgers	Glass	Levins	Bialek	Downey	7 (3)
3/9 - Saint Louis	Finck	Ranburger	Twaddle	Odom	Culver	Glass	Levins	Bialek	Downey	8 (3)
3/10 - Northern Ill.	Finck	Ranburger	Twaddle	Odom	Culver	Glass	Levins	Bialek	Downey	8 (4)
3/10 - Saint Louis	Finck	Kesel	Twaddle	Odom	Rodgers	Glass	Levins	Bialek	Downey	9 (1)
3/12 - Northern Ill.	Finck	Bialek	Twaddle	Odom	Rodgers	Glass	Levins	Feeney	Downey	10 (1)
3/15 - Western Ill.-1	Finck	Bialek	Twaddle	Odom	Rodgers	Glass	Levins	Ranburger	Downey	11 (1)
3/15 - Western Ill.-2	Finck	Ranburger	Twaddle	Culver	Jones	Glass	Levins	Ranburger	Downey	12 (1)
3/18 - Bryant	Finck	Bialek	Twaddle	Rodgers	Culver	Glass	Levins	Ranburger	Downey	13 (1)
3/19 - Weber St.	Finck	Bialek	Twaddle	Rodgers	Culver	Glass	Levins	Ranburger	Downey	13 (2)
3/19 - Quinnipiac	Finck	Bialek	Twaddle	Rodgers	Culver	Glass	Levins	Ranburger	Downey	13 (3)
3/20 - CSUN-1	Finck	Bialek	Twaddle	Rodgers	Odom	Glass	Levins	Ranburger	Downey	14 (1)
3/20 - CSUN-2	Finck	Bialek	Twaddle	Odom	Culver	Glass	Levins	Ranburger	Downey	15 (1)
3/26 - Morehead St.-1	Finck	Bialek	Twaddle	Rodgers	Odom	Glass	Levins	Ranburger	Downey	14 (2)
3/26 - Morehead St.-2	Finck	Bialek	Twaddle	Odom	Culver	Glass	Levins	Ranburger	Downey	15 (2)
3/27 - Eastern Ky.	Finck	Bialek	Twaddle	Rodgers	Odom	Glass	Levins	Ranburger	Downey	14 (3)
3/29 - Western Ky.	Finck	Bialek	Twaddle	Rodgers	Odom	Glass	Levins	Ranburger	Downey	14 (4)
4/1 - Jacksonville St.-1	Finck	Ranburger	Twaddle	Rodgers	Odom	Glass	Levins	Bialek	Downey	16 (1)
4/1 - Jacksonville St.-2	Finck	Ranburger	Twaddle	Rodgers	Culver	Glass	Levins	Bialek	Downey	16 (2)
4/8 - UT Martin-1	Finck	Ranburger	Twaddle	Culver	Rodgers	Levins	Glass	Young	Downey	17 (1)
4/8 - UT Martin-2	Finck	Ranburger	Twaddle	Culver	Rodgers	Levins	Glass	Young	Downey	17 (2)
4/9 - Southeast Mo.-1	Finck	Ranburger	Twaddle	Culver	Rodgers	Levins	Glass	Feeney	Downey	18 (1)
4/9 - Southeast Mo.-2	Finck	Ranburger	Twaddle	Rodgers	Odom	Levins	Glass	Feeney	Downey	19 (1)
4/14 - Tennessee Tech-1	Finck	Ranburger	Twaddle	Rodgers	Odom	Levins	Glass	Feeney	Downey	19 (2)
4/14 - Tennessee Tech-2	Finck	Ranburger	Twaddle	Rodgers	Culver	Levins	Glass	Feeney	Downey	20 (1)
4/18 - Memphis	Finck	Ranburger	Twaddle	Rodgers	Culver	Levins	Glass	Feeney	Downey	20 (2)
4/23 - Belmont	Finck	Ranburger	Twaddle	Rodgers	Odom	Levins	Glass	Young	Downey	21 (1)
4/25 - Tennessee St.-1	Finck	Ranburger	Twaddle	Rodgers	Odom	Levins	Glass	Young	Downey	21 (2)
4/25 - Tennessee St.-2	Finck	Ranburger	Twaddle	Rodgers	Odom	Levins	Glass	Young	Downey	21 (3)
4/28 - Eastern Ill.	Finck	Ranburger	Twaddle	Rodgers	Odom	Levins	Glass	Young	Downey	21 (4)
5/3 - Belmont										
5/6 - Austin Peay-1										
5/6 - Austin Peay-2										



2017 Murray State Softball **Statistics Summary for Murray St. (as of May 02, 2017)** **(All games)**



Record: 34-14 Home: 14-2 Away: 7-8 Neutral: 13-4 OVC: 10-5

Date	Opponent	Score	Player	avg	slug	ob%	g	ab	r	h	2b	3b	hr	rbi	bb	so	sb	cs	e
12/10	at Mercer	w 9-4	TWADDLE, Jessica	.413	.780	.485	48	150	40	62	13	3	12	38	19	4	10	1	7
12/10	vs Portland St.	w 5-1	FINCK, Brenna	.389	.519	.448	48	162	44	63	3	6	2	18	16	15	8	2	10
12/11	vs Dayton	w 5-2	LEVINS, Cayla	.345	.439	.372	48	139	22	48	8	1	1	20	6	16	4	0	3
12/11	vs Kent St.	l 5-14	RANBURGER, Kayl	.344	.371	.369	47	151	26	52	2	1	0	9	4	28	12	3	3
12/12	vs Kent St.	w 10-0	JONES, Lexi	.316	.526	.391	24	19	2	6	1	0	1	5	2	7	0	0	0
22/17	vs Butler	w 9-1	ODOM, Taylor	.272	.544	.333	39	103	16	28	7	0	7	27	8	20	1	0	1
22/18	vs Jackson St.	w 10-4	BIALEK, Kristen	.265	.279	.333	40	68	21	18	1	0	0	4	6	10	8	0	0
22/18	at South Ala.	l 3-8	CULVER, Madison	.257	.371	.280	32	70	4	18	2	0	2	14	3	16	0	0	3
22/19	vs Butler	w 9-4	GLASS, Maggie	.241	.489	.342	48	137	26	33	6	2	8	27	21	29	4	2	14
22/19	vs McNeese	w 13-5	RODGERS, Jocelyn	.238	.462	.263	44	130	16	31	6	1	7	33	4	12	0	0	2
32/24	at Samford	w 11-0	DOWNEY, Erika	.228	.287	.310	48	101	16	23	3	0	1	14	9	25	2	1	11
32/25	vs Samford	w 3-2	FEENEY, Maddy	.192	.192	.222	31	26	7	5	0	0	0	1	1	2	3	0	0
32/25	at UAB	l 0-4	KESEL, Leah	.188	.250	.350	39	32	13	6	2	0	0	3	8	10	4	1	2
32/26	vs Iowa St.	w 11-4	-----																
32/26	vs Indiana	l 4-6	YOUNG, Mallory	.100	.150	.100	19	20	4	2	1	0	0	2	0	5	0	0	1
43/4	vs Northern Ill.	w 7-3	HOMANN, Jenny	.000	.000	.286	8	5	0	0	0	0	0	0	2	1	0	0	1
43/4	vs Western Ill.	w 4-3	CAMPBELL, Haven	.000	.000	.000	22	0	0	0	0	0	0	0	0	0	0	0	1
43/5	vs Ill.-Chicago	w 1-0	BARRETT, Ellison	.000	.000	.000	6	0	0	0	0	0	0	0	0	0	0	0	0
43/5	at Southern Ill.	w 8-7	VAN DUYSE, Ambe	.000	.000	.000	11	0	0	0	0	0	0	0	0	0	0	0	0
53/9	AUSTIN PEAY	w 3-1	ROBINSON, Mason	.000	.000	.000	32	0	0	0	0	0	0	0	0	0	0	0	8
53/9	SAINT LOUIS	w 2-0	Totals	.301	.458	.359	48	1313	257	395	55	14	41	215	109	200	56	10	67
53/10	NORTHERN ILL.	w 7-5	Opponents	.258	.342	.306	48	1262	165	326	46	6	16	149	74	175	27	9	73
53/10	SAINT LOUIS	w 2-1	LOB - Team (290), Opp (265). DPs turned - Team (20), Opp (10).																
53/12	NORTHERN ILL.	w 9-0																	
3/15	WESTERN ILL.	w 2-1	Player	era	w-l	app	gs	cq	sh	sv	ip	h	r	er	bb	so	avg	hr	
3/15	WESTERN ILL.	w 5-1	ROBINSON, Mason	1.73	22-7	32	29	21	7	1	182.0	163	72	45	27	102	.229	3	
3/18	vs Bryant	w 9-2	CAMPBELL, Haven	3.72	11-7	22	17	7	2	1	94.0	106	54	50	21	62	.278	7	
3/19	vs Weber St.	l 0-7	VAN DUYSE, Amber	4.94	1-0	11	2	1	0	1	34.0	44	25	24	19	8	.319	3	
3/20	at CSUN	l 7-14	-----																
3/20	at CSUN	l 0-11	BARRETT, Ellison	12.00	0-0	5	0	0	0	0	7.0	13	14	12	7	3	.406	3	
*3/26	MOREHEAD ST.	w 5-1	Totals	2.89	34-14	48	48	29	10	3	317.0	326	165	131	74	175	.258	16	
*3/26	MOREHEAD ST.	l 2-4	Opponents	3.98	14-34	48	48	21	5	2	311.0	395	257	177	109	200	.301	41	
*3/27	EASTERN KY.	w 3-0	PB - Team (6), RODGERS 5, CULVER 1, Opp (11). Pickoffs - Team (2), RODGERS 2.																
3/29	at Western Ky.	l 0-1	SBA/ATT - RODGERS (18-22), ROBINSON (10-14), CAMPBELL (11-14), CULVER (9-13), V DUYSE (6-7), BARRETT (0-1).																
*4/1	at Jacksonville St.	l 3-7																	
*4/1	at Jacksonville St.	l 6-10																	
*4/8	at UT Martin	w 5-4																	
*4/8	at UT Martin	l 4-6	Score by innings	1	2	3	4	5	6	7	8	Total							
*4/9	at Southeast Mo. St.	w 11-6	Murray St.	36	26	36	42	48	39	27	3	257							
*4/9	at Southeast Mo. St.	w 6-1	Opponents	24	23	30	19	31	18	18	2	165							
*4/14	TENNESSEE TECH	l 2-3	Win-loss breakouts: Day 27-12; Night 7-2; vs Left 7-1; vs Right 27-13;																
*4/14	TENNESSEE TECH	w 3-2	1-run games 8-2; 2-run games 3-4; 5+run games 15-5; Extra inns 2-1; Shutouts 10-5.																
4/19	MEMPHIS	w 3-0	Current streak: Won 6; Longest winning streak: 12; Longest losing streak: 4.																
*4/23	BELMONT	w 8-0	Attendance: Home 3243 (avg 231); Away 7116 (avg 222); Total 10359 (avg 225).																
*4/25	TENNESSEE ST.	w 11-3																	
*4/25	TENNESSEE ST.	w 4-0																	
*4/28	at Eastern Ill.	w 8-0																	
*5/3	BELMONT	2:00 P																	

* = Conference game

1 = 2017 Mercer Invitational (Macon, Ga.)

2 = 2017 Mardi Gras Invitational (Mobile, Ala.)

3 = 2017 Samford/UAB Classic (Birmingham, Ala.)

4 = 2017 Coach B Classic (Carbondale, Ill.)

5 = 2017 Racer Classic (Murray, Ky.)

6 = 2017 Matador Classic (Northridge, Calif.)



2017 Murray State Softball **Statistics Summary for Murray St. (as of May 02, 2017)** **(OVC games only)**



Record: 10-5 Home: 6-2 Away: 4-3 OVC: 10-5

Date	Opponent	Score	Player	avg	slug	ob%	g	ab	r	h	2b	3b	hr	rbi	bb	so	sb	cs	e
*3/26	MOREHEAD ST.	w 5-1	TWADDLE, Jessica	.460	.840	.509	15	50	12	23	2	1	5	14	5	0	3	0	2
*3/26	MOREHEAD ST.	L 2-4	FINCK, Brenna	.388	.551	.483	15	49	21	19	1	2	1	4	8	5	4	1	5
*3/27	EASTERN KY.	w 3-0	RANBURGER, Kayl	.365	.404	.377	15	52	8	19	0	1	0	2	0	10	5	2	0
*4/1	at Jacksonville St.	L 3-7	LEVINS, Cayla	.311	.378	.326	15	45	6	14	3	0	0	6	1	8	2	0	0
*4/1	at Jacksonville St.	L 6-10	RODGERS, Jocelyn	.298	.660	.300	15	47	6	14	3	1	4	16	1	5	0	0	1
*4/8	at UT Martin	w 5-4	FEENEY, Maddy	.273	.273	.273	11	11	2	3	0	0	0	1	0	0	2	0	0
*4/8	at UT Martin	L 4-6	GLASS, Maggie	.233	.605	.327	15	43	5	10	1	0	5	14	6	10	2	0	4
*4/9	at Southeast Mo. St.	w 11-6	CULVER, Madison	.227	.409	.208	10	22	1	5	1	0	1	6	0	5	0	0	0
*4/9	at Southeast Mo. St.	w 6-1	DOWNEY, Erika	.214	.321	.290	15	28	4	6	0	0	1	2	2	9	0	0	1
*4/14	TENNESSEE TECH	L 2-3	BIALEK, Kristen	.200	.250	.304	13	20	5	4	1	0	0	1	2	4	3	0	0
*4/14	TENNESSEE TECH	w 3-2	ODOM, Taylor	.148	.259	.207	11	27	3	4	0	0	1	4	1	6	0	0	1
*4/23	BELMONT	w 8-0	YOUNG, Mallory	.118	.176	.118	12	17	2	2	1	0	0	2	0	4	0	0	1
*4/25	TENNESSEE ST.	w 11-3	-----																
*4/25	TENNESSEE ST.	w 4-0	JONES, Lexi	.143	.286	.333	10	7	1	1	1	0	0	1	1	3	0	0	0
*4/28	at Eastern Ill.	w 8-0	KESEL, Leah	.000	.000	.000	12	3	5	0	0	0	0	0	0	1	1	0	0
*5/3	BELMONT	2:00 P	HOMANN, Jenny	.000	.000	.000	3	2	0	0	0	0	0	0	0	0	0	0	0

* = Conference game

1 = 2017 Mercer Invitational (Macon, Ga.)

2 = 2017 Mardi Gras Invitational (Mobile, Ala.)

3 = 2017 Samford/UAB Classic (Birmingham, Ala.)

4 = 2017 Coach B Classic (Carbondale, Ill.)

5 = 2017 Racer Classic (Murray, Ky.)

6 = 2017 Matador Classic (Northridge, Calif.)

Player	era	w-l	app	gs	cg	sh	sv	ip	h	r	er	bb	so	avg	hr
ROBINSON, Mason	1.69	7-2	10	9	6	3	0	62.0	53	26	15	11	31	.224	2
VAN DUYSE, Amber	2.75	1-0	5	2	1	0	0	20.1	22	8	8	6	8	.286	1
CAMPBELL, Haven	5.15	2-3	7	4	1	1	1	17.2	19	13	13	7	14	.271	1

BARRETT, Ellison	0.00	0-0	1	0	0	0	0	1.0	0	0	0	0	0	.000	0
Totals	2.50	10-5	15	15	8	4	1	101.0	94	47	36	24	53	.244	4
Opponents	4.13	5-10	15	15	7	0	1	100.0	124	81	59	27	70	.293	18

PB - Team (2), RODGERS 2, Opp (4). SBA/ATT - RODGERS (4-4), VAN DUYSE (3-4), CULVER (1-3), CAMPBELL (1-2), ROBINSON (1-1).

Score by innings	1	2	3	4	5	6	7	8	Total
Murray St.	10	8	9	7	13	22	10	2	81
Opponents	5	10	9	1	7	4	9	2	47

Win-loss breakouts: Day 9-5; Night 1-0; vs Left 3-1; vs Right 7-4;

1-run games 2-1; 2-run games 0-2; 5+run games 5-0; Extra inns 1-1; Shutouts 4-0.

Current streak: Won 5; Longest winning streak: 5; Longest losing streak: 2.

Attendance: Home 1533 (avg 255); Away 2917 (avg 416); Total 4450 (avg 342).

2017 Murray State Softball
Team Game-by-Game for Murray St. (as of May 02, 2017)
Batting (All games)

Date	Opponent	ab	r	h	rbi	2b	3b	hr	tb	bb	ibb	sb	cs	hbp	sac	sf	gdp	k	po	a	e	lob	avg
Feb 10	at Mercer	31	9	8	7	0	0	4	20	2	0	3	0	0	1	0	0	8	21	13	2	4	.258
Feb 10	vs Portland St.	24	5	7	4	2	0	0	9	7	0	4	0	0	1	0	0	3	21	10	4	9	.273
Feb 11	vs Dayton	26	5	5	4	3	0	1	11	7	0	1	1	0	0	0	0	6	21	9	1	7	.247
Feb 11	vs Kent St.	25	5	8	5	1	0	0	9	6	0	1	0	0	0	0	0	1	15	6	1	8	.264
Feb 12	vs Kent St.	23	10	10	10	3	0	2	19	2	0	1	0	0	0	0	0	1	15	6	1	3	.295
Feb 17	vs Butler	21	9	9	7	0	1	0	11	1	0	2	0	1	0	1	0	1	15	8	1	3	.313
Feb 18	vs Jackson St.	34	10	14	7	4	0	2	24	3	0	2	0	1	0	1	0	0	21	15	4	8	.332
Feb 18	at South Ala.	28	3	8	2	2	0	0	10	2	0	0	0	0	1	0	0	5	18	13	2	7	.325
Feb 19	vs Butler	29	9	10	9	1	0	0	11	6	0	1	0	0	1	0	1	6	21	7	2	6	.328
Feb 19	vs McNeese	31	13	13	8	2	1	1	20	4	0	0	2	1	1	0	0	5	18	9	1	7	.338
Feb 24	at Samford	34	11	11	9	2	0	1	16	5	0	0	0	1	1	0	0	4	21	12	0	9	.337
Feb 25	vs Samford	34	3	8	3	1	0	1	12	3	0	3	0	1	1	0	0	7	24	13	0	13	.326
Feb 25	at UAB	25	0	6	0	0	0	0	6	2	0	1	0	0	1	0	0	4	18	11	3	7	.321
Feb 26	vs Iowa St.	36	11	13	9	2	0	3	24	7	0	1	0	0	0	0	0	5	21	11	4	11	.324
Feb 26	vs Indiana	30	4	9	1	0	0	1	12	0	0	0	0	0	2	0	0	9	21	12	2	7	.323
Mar 04	vs Northern Ill.	30	7	10	7	1	1	0	13	1	0	0	0	0	1	0	0	3	21	13	3	4	.323
Mar 04	vs Western Ill.	22	4	4	4	0	0	2	10	2	0	0	0	0	0	0	0	2	21	8	2	2	.317
Mar 05	vs Ill.-Chicago	23	1	7	0	1	0	0	8	1	0	0	0	0	2	0	0	3	21	10	3	7	.316
Mar 05	at Southern Ill.	32	8	11	8	1	0	1	15	0	0	1	0	1	0	0	0	6	21	10	1	4	.318
Mar 09	AUSTIN PEAY	26	3	8	2	1	0	0	9	1	0	4	0	0	0	0	1	2	21	13	1	6	.317

2017 Murray State Softball
Team Game-by-Game for Murray St. (as of May 02, 2017)
Pitching (All games)

Date	Opponent	ip	h	r	er	bb	so	2b	3b	hr	wp	bk	hbp	dp	ibb	score	w-l	sv	era
Feb 10	at Mercer	7.0	12	4	3	1	3	1	0	1	1	0	2	2	0	9-4	1-0	0	3.00
Feb 10	vs Portland St.	7.0	3	1	0	0	5	1	0	0	0	0	0	0	0	5-1	2-0	0	1.50
Feb 11	vs Dayton	7.0	9	2	2	1	3	1	0	0	0	0	0	0	0	5-2	3-0	0	1.67
Feb 11	vs Kent St.	5.0	10	14	13	9	0	1	0	4	0	1	0	0	0	5-14	3-1	0	4.85
Feb 12	vs Kent St.	5.0	5	0	0	0	2	0	0	0	0	0	0	2	0	10-0	4-1	0	4.06
Feb 17	vs Butler	5.0	1	1	0	1	3	0	0	0	0	0	1	1	0	9-1	5-1	0	3.50
Feb 18	vs Jackson St.	7.0	8	4	2	1	3	1	0	0	0	0	1	0	0	10-4	6-1	0	3.26
Feb 18	at South Ala.	6.0	13	8	8	4	0	1	0	0	1	0	0	1	0	3-8	6-2	0	4.00
Feb 19	vs Butler	7.0	13	4	4	0	6	2	0	0	0	0	0	0	0	9-4	7-2	0	4.00
Feb 19	vs McNeese	6.0	8	5	2	1	4	1	0	0	0	0	0	0	0	13-5	8-2	0	3.84
Feb 24	at Samford	7.0	3	0	0	0	0	0	0	0	0	0	0	0	0	11-0	9-2	0	3.45
Feb 25	vs Samford	8.0	5	2	2	0	4	0	0	0	0	0	0	0	0	3-2	10-2	0	3.27
Feb 25	at UAB	6.0	4	4	1	1	4	1	0	0	0	0	0	1	0	0-4	10-3	0	3.12
Feb 26	vs Iowa St.	7.0	7	4	2	2	5	3	0	0	0	0	1	0	0	11-4	11-3	0	3.03
Feb 26	vs Indiana	7.0	12	6	5	2	3	1	0	1	0	0	0	0	0	4-6	11-4	0	3.18
Mar 04	vs Northern Ill.	7.0	4	3	0	0	3	1	0	0	0	0	0	0	0	7-3	12-4	0	2.96
Mar 04	vs Western Ill.	7.0	8	3	3	2	7	0	0	1	0	0	0	0	0	4-3	13-4	1	2.96
Mar 05	vs Ill.-Chicago	7.0	3	0	0	2	5	0	0	0	0	0	0	0	0	1-0	14-4	1	2.79
Mar 05	at Southern Ill.	7.0	11	7	7	2	5	3	0	1	0	0	0	0	0	8-7	15-4	2	3.02
Mar 09	AUSTIN PEAY	7.0	5	1	1	0	5	2	0	0	0	0	0	0	0	3-1	16-4	2	2.92



**2017 Murray State Softball
Batting Analysis for Murray St. (as of May 02, 2017)
(All games Sorted by Player Name)**



Player	vs left			vs right			w/runners			w/bases empty			w/bases loaded			as leadoff			fly	gnd	fly/
	h	ab	avg	h	ab	avg	h	ab	avg	h	ab	avg	h	ab	avg	rch	op	pct	out	out	gnd
11 BIALEK, Kristen	3	10	.300	15	58	.259	9	36	.250	9	32	.281	2	3	.667	5	11	.455	14	23	0.6
24 CULVER, Madiso	2	10	.200	16	60	.267	10	42	.238	8	28	.286	2	5	.400	3	13	.231	24	15	1.6
23 DOWNEY, Erika	6	15	.400	17	86	.198	16	60	.267	7	41	.171	2	7	.286	4	21	.190	23	31	0.7
3 FEENEY, Maddy	0	6	.000	5	20	.250	2	11	.182	3	15	.200	0	0	---	2	6	.333	9	10	0.9
4 FINCK, Brenna	10	26	.385	53	13	.390	21	61	.344	42	10	.416	3	11	.273	43	79	.544	21	59	0.4
22 GLASS, Maggie	4	21	.190	29	11	.250	18	63	.286	15	74	.203	2	5	.400	14	35	.400	45	25	1.8
2 HOMANN, Jenny	0	1	.000	0	4	.000	0	2	.000	0	3	.000	0	0	---	0	1	.000	0	5	0.0
14 JONES, Lexi	1	2	.500	5	17	.294	2	8	.250	4	11	.364	0	0	---	1	5	.200	5	3	1.7
16 KESEL, Leah	0	5	.000	6	27	.222	5	21	.238	1	11	.091	0	2	.000	1	6	.167	5	9	0.6
8 LEVINS, Cayla	6	24	.250	42	11	.365	27	65	.415	21	74	.284	7	8	.875	12	25	.480	33	42	0.8
7 ODOM, Taylor	1	14	.071	27	89	.303	17	59	.288	11	44	.250	1	1	1.000	8	25	.320	37	15	2.5
28 RANBURGER, K	9	26	.346	43	12	.344	31	84	.369	21	67	.313	0	2	.000	14	31	.452	22	45	0.5
18 RODGERS, Jocel	11	28	.393	20	10	.196	19	82	.232	12	48	.250	3	5	.600	7	21	.333	52	33	1.6
1 TWADDLE, Jessi	8	26	.308	54	12	.435	38	96	.396	24	54	.444	2	5	.400	18	28	.643	54	29	1.9
21 YOUNG, Mallory	0	6	.000	2	14	.143	1	7	.143	1	13	.077	0	1	.000	1	7	.143	8	4	2.0
Totals	61	220	.277	334	109	.306	216	697	.310	179	616	.291	24	55	.436	133	314	.424	352	348	1.0
Opponents	0	0	---	326	126	.258	177	592	.299	149	670	.222	7	39	.179	105	317	.331	202	525	0.4

Player	pinch hitting			w/runners in scoring pos			w/runner on 3rd and LT 2 out			with 2 outs			success adv runners			2- rns out adv rns			rch	rch	kl
	h	ab	avg	h	ab	avg	rbi	op	pct	h	ab	avg	adv	op	pct	rbi	w/o	lob	err	fc	kl
11 BIALEK, Kristen	0	3	.000	6	24	.250	3	7	.429	6	19	.316	20	40	.500	0	6	13	3	4	3
24 CULVER, Madiso	2	8	.250	7	30	.233	6	9	.667	6	23	.261	20	47	.426	3	11	16	0	2	4
23 DOWNEY, Erika	0	0	---	16	43	.372	4	7	.571	12	43	.279	32	70	.457	6	7	46	5	5	5
3 FEENEY, Maddy	2	6	.333	2	8	.250	0	1	.000	1	10	.100	4	11	.364	1	3	6	0	0	1
4 FINCK, Brenna	0	0	---	12	40	.300	5	11	.455	14	47	.298	35	66	.530	9	10	32	9	5	1
22 GLASS, Maggie	0	0	---	11	43	.256	4	9	.444	8	47	.170	31	69	.449	11	6	31	7	4	10
2 HOMANN, Jenny	0	5	.000	0	1	.000	0	1	.000	0	0	---	1	3	.333	0	1	0	0	0	0
14 JONES, Lexi	5	15	.333	1	6	.167	3	4	.750	1	5	.200	6	11	.545	0	4	4	0	1	1
16 KESEL, Leah	0	2	.000	3	16	.188	3	7	.429	3	10	.300	11	25	.440	0	3	10	3	0	4
8 LEVINS, Cayla	0	0	---	15	43	.349	8	15	.533	14	45	.311	48	72	.667	6	20	16	4	3	3
7 ODOM, Taylor	1	3	.333	13	44	.295	7	12	.583	10	34	.294	34	66	.515	8	14	21	5	6	5
28 RANBURGER, K	0	0	---	10	38	.263	3	7	.429	12	38	.316	48	88	.545	6	13	21	8	7	10
18 RODGERS, Jocel	0	0	---	14	58	.241	8	18	.444	13	51	.255	35	86	.407	19	13	34	3	6	4
1 TWADDLE, Jessi	0	0	---	22	54	.407	4	9	.444	19	46	.413	57	10	.559	13	17	25	5	3	1
21 YOUNG, Mallory	0	3	.000	0	5	.000	0	0	---	0	8	.000	2	7	.286	1	0	7	1	1	2
Totals	10	45	.222	132	453	.291	58	117	.496	119	426	.279	384	763	.503	83	128	290	53	47	54
Opponents	3	38	.079	110	357	.308	46	88	.523	105	413	.254	319	643	.496	54	102	265	51	53	47

Success Advancing Runners = percentage of times the batter advanced at least one runner during a plate appearance
 #Rns Adv w/Out = TOTAL number of runners advanced when the player made an out

Player	vs left			vs right			w/runners			w/bases empty			vs leadoff			with 2 outs			fly	gnd	fly/
	h	ab	avg	h	ab	avg	h	ab	avg	h	ab	avg	rch	op	pct	h	ab	avg	out	out	gn
9 BARRETT, Ellison	3	7	.429	10	25	.400	12	20	.600	1	12	.083	2	6	.333	2	8	.250	7	8	0.0
19 CAMPBELL, Hav	40	10	.367	66	27	.243	53	18	.291	53	19	.266	33	95	.347	36	12	.279	70	140	0.3
20 VAN DUYSE, Am	13	41	.317	31	97	.320	26	77	.338	18	61	.295	14	33	.424	19	53	.358	39	50	0.1
17 ROBINSON, Mas	63	22	.278	100	48	.207	86	31	.275	77	39	.193	56	18	.306	48	22	.215	86	327	0.8
Totals	119	384	.310	207	878	.236	177	592	.299	149	670	.222	105	317	.331	105	413	.254	202	525	0.4
Opponents	186	554	.336	209	759	.275	216	697	.310	179	616	.291	133	314	.424	119	426	.279	352	348	1.0

Player	ap	qs	ip/app	*h/g	*r/g	*er/g	*bb/	*so/	k/bb	*2b/	*3b/	*hr/g	*fo/g	*go/	*bf/g	sba	att	pct	
9 BARRETT, Ellis	5	0		1.40	13.0	14.0	12.0	7.00	3.00	0.4	2.00	0.00	3.00	7.00	8.00	41.0	0	1	.00
19 CAMPBELL, H	22	17		4.27	7.89	4.02	3.72	1.56	4.62	3.0	1.19	0.22	0.52	5.21	10.4	30.9	11	14	.78
20 VAN DUYSE,	11	2		3.09	9.06	5.15	4.94	3.91	1.65	0.4	1.44	0.21	0.62	8.03	10.2	33.9	6	7	.85
17 ROBINSON, M	32	29		5.69	6.27	2.77	1.73	1.04	3.92	3.8	0.81	0.08	0.12	3.31	12.5	29.1	10	14	.71
Totals	48	48		6.60	7.20	3.64	2.89	1.63	3.86	2.4	1.02	0.13	0.35	4.46	11.5	30.4	27	36	.75
Opponents	48	48		6.48	8.89	5.78	3.98	2.45	4.50	1.8	1.24	0.32	0.92	7.92	7.83	33.2	56	66	.84

* = average based on 7-inning game



2017 Murray State Softball
Miscellaneous Stats for Murray St. (as of May 02, 2017)
(OVC games only)



Multiple Hit Games	2	3	4	5+	Total
1 TWADDLE, Jessica	5	1	1	-	7
4 FINCK, Brenna	5	-	-	-	5
28 RANBURGER, Kayle	1	3	-	-	4
8 LEVINS, Cayla	2	1	-	-	3
18 RODGERS, Jocelynn	1	1	-	-	2
7 ODOM, Taylor	1	-	-	-	1
24 CULVER, Madison	1	-	-	-	1
23 DOWNEY, Erika	-	1	-	-	1
22 GLASS, Maggie	1	-	-	-	1
3 FEENEY, Maddy	1	-	-	-	1
TEAM	18	7	1	0	26

Multiple RBI Games	2	3	4	5+	Total
18 RODGERS, Jocelynn	3	1	1	-	5
22 GLASS, Maggie	3	1	1	-	5
1 TWADDLE, Jessica	2	1	-	-	3
24 CULVER, Madison	2	-	-	-	2
8 LEVINS, Cayla	1	1	-	-	2
7 ODOM, Taylor	1	-	-	-	1
23 DOWNEY, Erika	1	-	-	-	1
TEAM	13	4	2	0	19

Player	GS	Position											Batting Order								
		p	c	1b	2b	3b	ss	lf	cf	rf	of	dh	1st	2nd	3rd	4th	5th	6th	7th	8th	9th
23 DOWNEY, Erika	15	.	.	.	15	15
4 FINCK, Brenna	15	15	15
28 RANBURGER, K	15	15	12	3	.
8 LEVINS, Cayla	15	15	10	5	.	.	.
22 GLASS, Maggie	15	15	5	10	.	.	.
1 TWADDLE, Jess	15	.	.	11	4	.	.	15
18 RODGERS, Joc	14	.	14	11	3
7 ODOM, Taylor	10	.	.	4	6	.	.	.	1	9
17 ROBINSON, Ma	9	9
24 CULVER, Madis	6	.	1	5	.	.	.	3	3
21 YOUNG, Mallor	6	6	6	.
11 BIALEK, Kriste	5	5	.	.	.	3	2	.
3 FEENEY, Maddy	4	4	4	.
19 CAMPBELL, Ha	4	4
20 VAN DUYSE, A	2	2

HITTING STREAKS

Player	Longest	Current
Brenna Finck	15	12
Kaylee Ranburger	9	---
Jessica Twaddle	9	1
Kristen Bialek	7	---
Erika Downey	7	---
Cayla Levins	7	4
Taylor Odom	6	---
Jocelynn Rodgers	6	2
Madison Culver	5*	---
Maggie Glass	5	3
Lexi Jones	2	---
Leah Kesel	2	---

*Streak dates back to 2016 season

REACHED BASE STREAKS

Player	Longest	Current
Brenna Finck	22	22
Cayla Levins	20	4
Taylor Odom	14*	---
Jessica Twaddle	11*	1
Kristen Bialek	9	---
Kaylee Ranburger	9	---
Erika Downey	8	---
Maggie Glass	7	4
Jocelynn Rodgers	7	2
Madison Culver	6*	---
Leah Kesel	4	---
Lexi Jones	3	---
Maddy Feeney	2	---
Jenny Homann	2	---

*Streak dates back to 2016 season



2017 Murray State Softball
Miscellaneous Stats for Murray St. (as of May 02, 2017)
(OVC games only)



Starting Lineup By Position
(Team W-L record when starter)

PITCHER:
17 ROBINSON, Maso 9 (7-2)
19 CAMPBELL, Haven 4 (1-3)
20 VAN DUYSE, Amb 2 (2-0)
CATCHER:
18 RODGERS, Jocely 14 (10-4)
24 CULVER, Madison 1 (0-1)
FIRST BASE:
1 TWADDLE, Jessica 11 (8-3)
7 ODOM, Taylor 4 (2-2)
SECOND BASE:
23 DOWNEY, Erika 15 (10-5)
THIRD BASE:
4 FINCK, Brenna 15 (10-5)
SHORTSTOP:
22 GLASS, Maggie 15 (10-5)
LEFT FIELD:
8 LEVINS, Cayla 15 (10-5)
CENTER FIELD:
28 RANBURGER, Kayl 15 (10-5)
RIGHT FIELD:
21 YOUNG, Mallory 6 (5-1)
11 BIALEK, Kristen 5 (2-3)
3 FEENEY, Maddy 4 (3-1)
DESIGNATED HITTER:
7 ODOM, Taylor 6 (5-1)
24 CULVER, Madison 5 (3-2)
1 TWADDLE, Jessica 4 (2-2)

Starting Lineup By Lineup Spot
(Team W-L record when starter)

LEADOFF:
4 FINCK, Brenna 15 (10-5)
2ND SPOT:
28 RANBURGER, Kayl 12 (8-4)
11 BIALEK, Kristen 3 (2-1)
3RD SPOT:
1 TWADDLE, Jessica 15 (10-5)
CLEANUP:
18 RODGERS, Jocely 11 (8-3)
24 CULVER, Madison 3 (2-1)
7 ODOM, Taylor 1 (0-1)
5TH SPOT:
7 ODOM, Taylor 9 (7-2)
18 RODGERS, Jocely 3 (2-1)
24 CULVER, Madison 3 (1-2)
6TH SPOT:
8 LEVINS, Cayla 10 (8-2)
22 GLASS, Maggie 5 (2-3)
7TH SPOT:
22 GLASS, Maggie 10 (8-2)
8 LEVINS, Cayla 5 (2-3)
8TH SPOT:
21 YOUNG, Mallory 6 (5-1)
3 FEENEY, Maddy 4 (3-1)
28 RANBURGER, Kayl 3 (2-1)
11 BIALEK, Kristen 2 (0-2)
9TH SPOT:
23 DOWNEY, Erika 15 (10-5)



**2017 Murray State Softball
Games Summary for Murray St. (as of May 02, 2017)
(All games)**



Score by innings	1	2	3	4	5	6	7	8	Total
Murray St.	36	26	36	42	48	39	27	3	257
Opponents	24	23	30	19	31	18	18	2	165

Record when ...

Overall	34-14	After 4 leading	25-2
Conference	10-5 trailing	5-11
Non-Conference	24-9 tied	4-1
Home games	14-2	After 5 leading	27-3
Away games	7-8 trailing	1-10
Neutral site	13-4 tied	4-0
Day games	27-12	After 6 leading	23-3
Night games	7-2 trailing	1-9
vs Left starter	7-1 tied	2-0
vs Right starter	27-13		
1-Run games	8-2	Hit 0 home runs	14-9
2-Run games	3-4	... 1 home run	11-2
5+Run games	15-5	... 2+ home runs	9-3
Extra innings	2-1		
Shutouts	10-5	Opponent 0 home runs	29-8
	 1 home run	5-3
Scoring 0-2 runs	4-7 2+ HRs	0-3
..... 3-5 runs	12-5		
..... 6-9 runs	11-2	Made 0 errors	8-3
..... 10+ runs	7-0 1 error	15-5
	 2+ errors	11-6
Opponent 0-2 runs	22-2		
..... 3-5 runs	10-3	Opp. made 0 errors	10-7
..... 6-9 runs	2-5 1 error	5-2
..... 10+ runs	0-4 2+ errors	19-5
Scored in 1st inning	15-3	Out-hit opponent	26-3
Opp. scored in 1st	6-7	Out-hit by opponent	6-11
Scores first	25-5	Hits are tied	2-0
Opp. scores first	9-9		

Record when team scores:

Runs	0	1	2	3	4	5	6	7	8	9	10+
W-L	0-5	1-0	3-2	5-2	2-2	5-1	1-1	2-1	3-0	5-0	7-0

Record when opponent scores:

Runs	0	1	2	3	4	5	6	7	8	9	10+
W-L	10-0	8-1	4-1	3-1	5-2	2-0	1-2	1-2	0-1	0-0	0-4

Record when leading after:

Inn.	1	2	3	4	5	6
W-L	14-2	20-2	21-2	25-2	27-3	23-3

Record when trailing after:

Inn.	1	2	3	4	5	6
W-L	4-6	5-8	6-9	5-11	1-10	1-9

Record when tied after:

Inn.	1	2	3	4	5	6
W-L	16-6	9-4	7-3	4-1	4-0	2-0

Current winning streak: 6
Longest winning streak: 12
Longest losing streak: 4

Home attendance : 3243 (14 dates avg = 231)
Away attendance : 7116 (32 dates avg = 222)
Total attendance: 10359 (46 dates avg = 225)



**JESSICA
TWADDLE**

IF • R/R • 5-6 • Sr.
Franklin, Tenn.



**JENNY
HOMANN**

IF/C • R/R • 5-9 • Fr.
Freeburg, Ill.



**MADDY
FEENEY**

OF • L/R • 5-3 • Jr.
Morris, Ill.



**BRENN
FINCK**

IF • L/R • 5-4 • So.
Maroa, Ill.



**TAYLOR
ODOM**

IF • R/R • 5-10 • Sr.
Goreville, Ill.



**CAYLA
LEVINS**

OF • S/R • 5-8 • Sr.
Jacksonville, Fla.



**ELLISON
BARRETT**

P/OF • L/R • 5-7 • Fr.
Florence, Ala.



**KRISTEN
BIALEK**

OF/U • L/R • 5-2 • Fr.
Downers Grove, Ill.



**LEXI
JONES**

IF • R/R • 5-8 • Fr.
Eldersburg, Md.




**LEAH
KESEL**

OF • L/R • 5-8 • So.
Loose Creek, Mo.




**MASON
ROBINSON**

OF • R/R • 6-1 • Sr.
Lewis Center, Ohio



**JOCELYNN
RODGERS**

C • R/R • 6-1 • Sr.
Cypress, Calif.




**HAVEN
CAMPBELL**

P • R/R • 6-1 • Jr.
Gurley, Ala.



**AMBER
VAN DUYSE**

P • R/R • 5-11 • So.
De Pere, Wis.



**MALLORY
YOUNG**

OF • R/R • 5-5 • Sr.
Benton, Ky.



**MAGGIE
GLASS**

IF • R/R • 5-6 • Sr.
Hopkinsville, Ky.



**ERIKA
DOWNEY**

IF • R/R • 5-3 • Jr.
Louisville, Ky.



**MADISON
CULVER**

IF/C • R/R • 5-7 • So.
Riverview, Fla.



**KAYLEE
RANBURGER**

OF • L/R • 5-5 • Fr.
Owensboro, Ky.



**KARA
AMUNDSON**

5th Season
DePaul '07



**ASHLEY
GILLAND**

5th Season.
Western Ill. '07



**LAURA
WINTER**

1st Season
Notre Dame '14