



MURRAY STATE RACERS (30-14, 6-5) VS. TSU/BELMONT/SIU

Sat.-Sun. & Wed., Apr. 22-23 & 26, 2017

Murray, Ky./Racer Field

Live Video: OVCDigitalNetwork.com

Live Audio: None

2017 MURRAY STATE SCHEDULE

Date	Opponent	Time / Result
Feb. 10	at Mercer ¹	W 9-4
Feb. 10	vs. Portland St. ¹	W 5-1
Feb. 11	vs. Dayton ¹	W 5-2
Feb. 11	vs. Kent St. ¹	L 5-14 (6)
Feb. 12	vs. Kent St. ¹	W 10-0 (5)
Feb. 17	vs. Butler ²	W 9-1 (5)
Feb. 18	vs. Jackson St. ²	W 10-4
Feb. 18	at South Ala. ²	L 3-8
Feb. 19	vs. Butler ²	W 9-4
Feb. 19	vs. McNeese ²	W 13-5 (6)
Feb. 24	vs. Samford ³	W 11-0
Feb. 25	at Samford ⁴	W 3-2 (8)
Feb. 25	at UAB ⁴	L 0-4
Feb. 26	vs. Iowa St. ³	W 11-4
Feb. 26	vs. Indiana ³	L 4-6
Mar. 4	vs. Northern Ill. ⁵	W 7-3
Mar. 4	vs. Western Ill. ⁵	W 4-3
Mar. 5	vs. Ill.-Chicago ⁵	W 1-0
Mar. 5	at Southern Ill. ⁵	W 8-7
Mar. 9	AUSTIN PEAY ⁶	W 3-1
Mar. 9	SAINT LOUIS ⁶	W 2-0 (6)
Mar. 10	NORTHERN ILL. ⁶	W 7-5
Mar. 10	SAINT LOUIS ⁶	W 2-1
Mar. 12	NORTHERN ILL. ⁶	W 9-0 (6)
Mar. 15	WESTERN ILL. (DH)	W 2-1, W 5-1
Mar. 18	vs. Bryant ⁷	W 9-2
Mar. 19	vs. Weber St. ⁷	L 0-7
Mar. 19	vs. Quinnipiac ⁷	L 0-2
Mar. 20	at CSUN ⁷ (DH)	L 7-14, L 0-11 (5)
Mar. 26	MOREHEAD ST.* (DH)	W 5-1, L 2-4
Mar. 27	EASTERN KY.*	W 3-0
Mar. 29	at Western Ky.	L 0-1
Apr. 1	at Jacksonville St.* (DH)	L 3-7, L 6-10
Apr. 8	at UT Martin* (DH)	W 5-4, L 4-6
Apr. 9	at Southeast Mo.* (DH)	W 11-6, W 6-1
Apr. 14	TENN. TECH* (DH)	L 2-3 (8), W 3-2 (8)
Apr. 19	MEMPHIS	W 3-0
Apr. 22	TENNESSEE ST.* (DH)	1 p.m.
Apr. 23	BELMONT* (DH)	1 p.m.
Apr. 26	SOUTHERN ILL.	4 p.m.
Apr. 29	at Eastern Ill.* (DH)	1 p.m.
Apr. 30	at SIUE* (DH)	1 p.m.
May 6	at Austin Peay* (DH)	12 p.m.
May 10-13	OVC Tournament ⁸	TBD

* - OVC Contest

¹ - 2017 Mercer Invitational (Macon, Ga.)

² - 2017 Mardi Gras Invitational (Mobile, Ala.)

³ - 2017 Samford/UAB Classic (Birmingham, Ala./Samford)

⁴ - 2017 Samford/UAB Classic (Birmingham, Ala./UAB)

⁵ - 2017 Coach B Classic (Carbondale, Ill.)

⁶ - 2017 Racer Classic (Murray, Ky.)


⁷ - 2017 Matador Classic (Northridge, Calif.)

⁸ - 2017 OVC Tournament (Oxford, Ala.)

Home games in ALL CAPS

All Times Central

MURRAY STATE PROBABLE STARTERS



2017 OVC STANDINGS

Team	OVC	Overall
Jacksonville State	11-1	32-9
SIUE	10-2	35-8
Eastern Illinois	9-3	25-17
UT Martin	8-4	31-14
Tennessee Tech	7-5	14-25
Murray State	6-5	29-14
Eastern Kentucky	6-5	19-23
Belmont	5-7	29-13
Morehead State	4-8	24-16
Southeast Missouri	2-10	17-23
Austin Peay	2-10	14-26
Tennessee State	1-11	11-29

Standing as of Apr. 19, 2017

QUICK HIT

Category	Team	Opp.	Leader
Batting Avg.	.303	.269	Twaddle - .419
Slugging %	.452	.357	Twaddle - .765
On-Base %	.364	.317	Twaddle - .497
Runs	226	162	Finck - 39
Hits	366	317	Finck - 59
Walks	107	71	Glass - 20
Doubles	53	44	Twaddle - 13
Triples	11	6	Finck - 6
Home Runs	35	16	Twaddle - 10
RBIs	186	146	Twaddle - 34
SB/SBA	45/55	27/36	Ranburger, Twaddle - 9
ERA	3.12	3.89	Robinson - 1.87
Wins	30	14	Robinson - 19
Saves	3	2	3 Players - 1
Strikeouts	158	180	Robinson - 91
Opp. Avg.	.269	.303	Robinson - .242
Fielding Pct.	.771	.815	4 Players - 1.00

2017 RECORD BREAKDOWN

	Record	Home	Away	Neutral	Extras
Overall	30-14	11-2	6-8	13-4	2-1
OVC	6-5	3-2	3-3	0-0	1-1

SEASON STREAKS

Overall: Won 2 Home: Won 2 Away: Won 2 Neutral: Lost 2 Extras: Won 1

SEASON-HIGH WON/LOST STREAKS

Overall: W12/L4 Home: W8/L1 Away: W1/L5 Neutral: W7/L2 Extras: W1/L1

UPCOMING SCHEDULE

DATE	OPPONENT	SITE	TIME	WEB
Apr. 29	Eastern Ill.	Williams Field; Charleston, Ill.	1 p.m.	OVCDN
Apr. 30	SIUE	Cougar Field; Edwardsville, Ill.	1 p.m.	OVCDN
May 6	Austin Peay	Cheryl Holt Field; Clarksville, Tenn.	12 p.m.	OVCDN
May 10-13	OVC Tournament	Choccolocco Park; Oxford, Ala.	TBD	OVCDN

PREVIOUSLY ON... RACER SOFTBALL

vs. Memphis (W 3-0)

Apr. 19, 2017 at Racer Field

MURRAY, Ky. - The Racers earned their seventh shutout of the season Wednesday by blanking Memphis, 3-0. MSU pounded out four hits in the opening stanza and plated three of them, mounting all of the offense it would need in just the first inning. Haven Campbell earned the win in the circle by giving up no runs on two hits over the final four innings, while Jessica Twaddle led MSU at the plate by going 2-for-3.

SATURDAY'S OPPONENT:

vs. Tennessee State Tigers (DH)


Apr. 22, 2017

1 p.m. (DH)

Racer Field

SERIES HISTORY: Tennessee State snapped a six-game win streak in the series by Murray State last season in the back end of a doubleheader in Nashville. Despite the loss, Murray State still leads the all-time series 12-3 and 5-1 in games played in Murray.

SCOUTING THE TIGERS: The Tigers moved to 11-29 on the year Wednesday with a doubleheader sweep of Alabama A&M. However, last weekend, TSU dropped two to Eastern Kentucky to give them a 1-11 mark in OVC play. As a team, Tennessee State is hitting .223 and is led by Selena Grafton's .322 average. In the circle, the Tigers are allowing 5.24 earned runs per game and are allowing their opponents to hit .332 against them. Individually, Lauren Woodard has a team-low ERA of 4.39, while Lauren Powell has the best record at 5-12.

MURRAY STATE VS. TENNESSEE STATE			RACERS - 12 WINS, TIGERS - 3 WINS		
	<u>Tennessee State Quick Facts</u>				
	Founded: 1912 Location: Nashville, Tenn. Colors: Reflex Blue & White Enrollment: 9,165		Conference: Ohio Valley Field: Tiger Field 2016 Rec.: 10-45 (3-23, 12th OVC) Postseason: None		Head Coach: Tom Opdenbrouw Alma Mater: SUNY Oneonta '96 Overall Record (season): 238-298 (11th) TSU Record (season): 33-111 (3rd)
<u>Last 3 vs. TSU:</u> 4/9/16 @TSU L 4-5 4/9/16 @TSU W 7-2 3/22/15 @MSU W 9-1 (5)	<u>Current Streaks vs. TSU:</u> Overall: Lost 1 Home: Won 3 Away: Lost 1		<u>All-Time vs. TSU:</u> Home: 5-1 Away: 7-2 Neutral: 0-0		<u>MSU-TSU Series Misc.:</u> First Meeting: 3/20/10 @TSU W 8-1 Largest MSU Win: 4/30/11 @MUR W 19-0 (5) Largest TSU Win: 2 Runs Twice

SUNDAY'S OPPONENT:

vs. Belmont Bruins


Apr. 23, 2017

1 p.m. (DH)

Racer Field

SERIES HISTORY: Murray State swept a doubleheader with Belmont last season in Murray to take an 11-3 lead in the all-time series. In addition, the Racers have won all six meetings between the two teams in Murray.

SCOUTING THE BRUINS: In his first season at the helm, head coach Brian Levin has got Belmont going in the right direction. The Bruins will enter the weekend with a 29-14 overall record and a 5-7 mark in the OVC. Jess Andree currently leads the Belmont offense with a .341 average, while Bailey Sims and Kayla Wells follow at .333 and .314, respectively. In the circle, Brooklyn Lee is 14-6 on the year with a 2.25 ERA and a team-high 125 strikeouts. As a team, the Bruins have a .305 batting average, a 3.43 ERA and a .269 opponent's batting average.

MURRAY STATE VS. BELMONT BRUINS			RACERS - 11 WINS, BRUINS - 3 WINS		
	<u>Belmont Quick Facts</u>				
	Founded: 1890 Location: Nahsville, Tenn. Colors: Navy Blue, Red & White Enrollment: 7,771		Conference: Ohio Valley Field: E.S. Rose Park 2016 Rec.: 19-35 (11-16, 9th OVC) Postseason: None		Head Coach: Brian Levin Alma Mater: Peru St. '88 Overall Record (season): 278-97 (7th) BEL Record (season): 29-14 (1st)
<u>Last 3 vs. BEL:</u>	<u>Current Streaks vs. BEL:</u>		<u>All-Time vs. BEL:</u>		<u>MSU-BEL Series Misc.:</u>
4/10/16 @MSU W 4-0	Overall: Won 2	Home: 6-0	First Meeting: 3/14/10 @BEL L 6-9		
4/10/16 @MSU W 4-1	Home: Won 6	Away: 3-3	Largest MSU Win: 2/19/12 @OM W 10-0 (5)		
3/21/15 @BEL L 3-5	Away: Lost 1	Neutral: 2-0	Largest BEL Win: 3/14/10 @BEL L 6-9		

WEDNESDAY'S OPPONENT:

vs. Southern Illinois Salukis


Apr. 26, 2017

4 p.m.

Racer Field

SERIES HISTORY: Murray State picked up their second win of the series in March, when they beat Southern Illinois, 8-7, in Carbondale. SIU still leads the all-time series 4-2, while the series is tied at 1-1 in Murray.

SCOUTING THE SALUKIS: After splitting a doubleheader with Evansville Wednesday, the Salukis are currently 23-21 on the season. Brianna Jones currently leads a SIU pitching staff that has a 2.93 ERA and limits opponents to a .245 average. Jones is currently 11-11 on the season with a 2.31 ERA, 99 strikeouts and 28 walks. Offensively, Shay Harre powers a Saluki offense that hits a .256 as a team with a .333 average of her own. Teammate Merri Anne Patterson has a team-high 34 RBIs so far this season, while Sydney Jones leads the way with six home runs.

MURRAY STATE AT SOUTHERN ILLINOIS			SALUKIS - 4 WINS, RACERS - 2 WINS		
	<u>Southern Illinois Quick Facts</u>				
	Founded: 1869 Location: Carbondale, Ill. Colors: Maroon & White Enrollment: 15,987		Conference: Missouri Valley Field: Charlotte West Stadium 2016 Rec.: 33-19 (15-10, 4th MVC) Postseason: MVC Semifinals		Head Coach: Kerri Blaylock Alma Mater: Evansville '88 Overall Record (season): 618-343-1 (18th) SIU Record (season): Same
Last 3 vs. SIU: 3/5/17 @SIU W 8-7 4/13/16 @MUR L 0-2 4/7/16 @MUR L 5-10	<u>Current Streaks vs. SIU:</u> Overall: Won 1 Home: Lost 1 Away: Won 1	<u>All-Time vs. SIU:</u> Home: 1-1 Away: 1-3 Neutral: 0-0		<u>MSU-SIU Series Misc.:</u> First Meeting: 3/1/12 @SIU L2-4 Largest MSU Win: 4/24/15 @MUR W 6-4 Largest SIU Win: 4/1/14 @SIU L 1-9 (5)	

2017 MURRAY STATE ROSTER

No.	Player	Pos.	B/T	Ht.	Yr.	Hometown (Previous School)
1	Jessica Twaddle	IF	R/R	5-6	Sr.	Franklin, Tenn. (Independence HS)
2	Jenny Homann	IF/C	R/R	5-9	Fr.	Freeburg, Ill. (Freeburg Community HS)
3	Maddy Feeney	OF	L/R	5-3	Jr.	Morris, Ill. (Morris Community HS)
4	Brenna Finck	IF	L/R	5-4	So.	Maroa, Ill. (Maroa-Forsyth HS)
7	Taylor Odom	IF	R/R	5-10	Sr.	Goreville, Ill. (Goreville HS)
8	Cayla Levins	OF	S/R	5-8	Sr.	Jacksonville, Fla. (The Bolles School)
9	Ellison Barrett	P/OF	L/R	5-7	Fr.	Florence, Ala. (Florence HS)
11	Kristen Bialek	OF/U	L/R	5-2	Fr.	Downers Grove, Ill. (Downers Grove South HS)
14	Lexi Jones	IF	R/R	5-8	Fr.	Eldersburg, Md. (Liberty HS)
16	Leah Kesel	OF	L/R	5-8	So.	Loose Creek, Mo. (Fatima HS)
17	Mason Robinson	P	L/R	6-2	Sr.	Lewis Center, Ohio (Olentangy Orange HS)
18	Jocelynn Rodgers	C	R/R	5-8	Sr.	Cypress, Calif. (Cypress HS)
19	Haven Campbell	P	R/R	6-1	Jr.	Gurley, Ala. (Madison County HS)
20	Amber Van Duyse	P	R/R	5-11	So.	De Pere, Wis. (West De Pere HS)
21	Mallory Young	OF	R/R	5-5	Sr.	Benton, Ky. (Marshall Country HS)
22	Maggie Glass	IF	R/R	5-6	Sr.	Hopkinsville, Ky. (Christian County HS)
23	Erika Downey	IF	R/R	5-3	Jr.	Louisville, Ky. (Mercy Academy)
24	Madison Culver	IF/C	R/R	5-7	So.	Riverview, Fla. (East Bay HS)
28	Kaylee Ranburger	OF	L/R	5-5	Fr.	Owensboro, Ky. (Daviess County HS)

Head Coach: Kara Amundson (DePaul, 2007), 5th Season

Assistant Coaches: Ashley Gilland (Western Illinois, 2007), 5th Season;
 Laura Winter (Notre Dame, 2014), 1st Season

Pronunciation Guide

Kara AMUNDSONAhh-mund-son
 Kristen BIALEK.....Buy-uh-leck
 Brenna FINCK.....Fink
 LEAH KESELLee-uh Key-suhl
 Amber VAN DUYSE.....Van Dice

THE INSIDE TRACK

WEATHER FORECAST

The weather this weekend will be wet, with showers forecasted all weekend and temps expected to be in the mid-60s. On Wednesday, the weather should be clear with temps in the 80s.

GOODBYE OLD FRIENDS

Murray State will say goodbye to seven seniors Sunday. Maggie Glass, Cayla Levins, Taylor Odom, Mason Robinson, Jocelynn Rodgers, Jessica Twaddle and Mallory Young will all be honored Sunday as part of Senior Day.

JUST WIN

Through Wednesday, the senior class of 2017 has won 124 games in four years. They are just five wins away from the most-wins by a four-year class which is 129 set by the class of 2015.

"WHAT'S YOUR WHY?" WEEKENDS

This year the MSU seniors are presenting "What's Your Why? Weekends" during home weekends. The concept behind "What's Your Why?" is simple, it's a cause that you are passionate about want to raise awareness for. The final "why" for this season will be the the Holly Cummins Memorial Scholarship and will be presented by Cayla Levins and Jocelynn Rodgers.

Wknd	Cause	Senior(s)
Wknd #1	Foster/Adoption	Twaddle/Young
Wknd #2	St. Jude	Odom/Robinson
Wknd #3	Best Buddies	Glass
Wknd #4	Cummins Scholarship	Levins/Rodgers

CHASING THE CROWN

Senior Jessica Twaddle is on pace to become the MSU career leader in multiple categories this season. Below is a chart showing Twaddle's current rank and what she needs to attain each record.

	CAREER	CUR.	RECORD-	NEEDED
CAT.	#	RANK.	HOLDER	FOR REC.
RBI's	131	2	132-Becker	1
3B	6	4	8-3 Players	2
2B	49	2	51-Miller	2
Hits	224	3	229-Miller	5
Walks	82	3	90-Troup	8
HR	26	5	36-Becker	10
Runs	134	3	153-Becker	19

FREE FOR ALL

Currently, all games this week are scheduled to be broadcast on OVCDigitalNetwork.com. As always, all games broadcast on the OVCDN are free of charge. Please note that coverage is subject to change without notice due to weather conditions.

OK, WHAT'S NEXT?

The Racers travel to Illinois next weekend for their penultimate week of OVC play. On Saturday, MSU will play at Eastern Illinois, followed by a trip to SIUE Sunday.

PREVIOUS NOTES

TRIPLE TROUBLE

Brenna Finck hit her sixth triple of the season against Tennessee Tech, further cementing her new single-season record for that category. In addition, her six this season give her eight for her career putting her in a three-way tie with Shelby Miller and Maggie Glass for the all-time lead.

JUST ONE MORE

For the second-time in as many seasons, Mason Robinson has won 19 games, putting her just one win away from the MSU single-season record of 20 set by CheyAnne Gaskey in 2015.

RPI REPORT

In the fifth RPI of 2017, the Racers came in ranked 80th. The Racers began the year ranked 67th in the first RPI of the season, the highest-ranking ever by a Racer squad. The previous best was 87th in the first ranking of 2012.

Date	Ranking	Movement
Mar. 20	67	---
Mar. 27	78	-11
Apr. 3	78	---
Apr. 10	77	+1
Apr. 17	80	-3

ENTER PLAYER 2

Jessica Twaddle isn't the only Racer chasing the all-time home runs record, with three home runs last weekend Maggie Glass. Glass currently has 20 home runs and is tied for second on the all-time list. Alexa Becker is the current career leader with 36 all-time home runs.

RULE OF 10

In game one versus SEMO Sunday, the Racers scored 10-plus for the sixth time this season. When the Racers score 10 or more runs in a game so far this season, they are undefeated at 6-0.

IN THE MIX

Select Murray State softball away games, including Saturday's doubleheader at UT Martin, will once again be broadcast this season on the internet via Mixlr. Fans can listen, free of charge, on any computer at mixlr.

com/msuracers or by downloading the Mixlr app, available on Apple and Android devices, and searching msuracers. The games will be broadcast by MSU softball media relations contact, Parker Griffith.

CHANGING IT UP

Racers fans may have noticed that the OVC schedule is different this season than in years past, thanks to changes made by the coaches in the offseason. Gone is the previous format of playing three games against "division" teams and two against "non-division" and in its place is a schedule where teams play every other school in the league in one doubleheader.

MISSED IT BY THAT MUCH

Wednesday's loss at WKU was the first one-run loss for Murray State this season. Prior to Wednesday, the Racers were 6-0 in one-run ballgames this year.

STRIKING FIRST & APPLYING PRESSURE

Two situations in which the Racers have been near perfect this are scoring first and hitting often. MSU is 17-2 this year when it is the first team on the scoreboard and is 19-1 when it outhits its opponents.

A MODEL OF CONSISTENCY

Through the first 35 games this season, Brenna Finck has recorded at least one hit in 29 of those contests. In those six games in which Finck did not tally a hit, she walked in two of those, leaving only four games all season in which she has not reached base.

IN GRAND FASHION

Jocelynn Rodgers helped the Racers beat Morehead State Sunday with a walk-off grand slam. The grand slam was the 15th in Murray State history and the second in Rodgers' career. She is now just the fourth Racer to have more than one career grand slam, in addition, her two walk-off grand slams are the only two in program history.

GOOSE EGGS

With the 3-0 win over ECU Monday, Mason Rodgers earned her fifth shutout of the season. She is now just one off her own program single-season record of six that was set in 2016. Robinson now has 16 shutouts for her career, which is also a Murray State record.

MULTIPLE ROUND TRIPS

The Racers had two home runs in both Sunday's opener against Morehead State and against ECU last week. Murray State has now hit multiple home runs eight times this season and are 7-1 in those games.

THE INSIDE TRACK

THE SECOND SEASON

The Racers begin OVC play this weekend, but have historically not fared well in league-play openers. The Racers are just 2-5 all-time in OVC openers and are 0-2 when those games are in Murray.

THREE TIMES THE RECORD

With her triple against Cal State Northridge, Brenna Fick set a new Murray State single-season record for triples with four. The previous record of three was shared by Alexa Becker (2012), Megan Belio (2010), Maggie Glass (2015) and Shelby Miller (2015). Finck is now also fourth all-time in triples at six, with Miller and Glass holding the record at eight.

WINS BY THE DOZEN

Last week's loss to Weber State put an end to a historic win streak by the Racers. MSU reeled off 12 wins in a row from March 4-18, surpassing the previous record of nine.

ELITE CLUB WELCOMES 3RD MEMBER

With three hits Wednesday against WIU, Jessica Twaddle became the third player in Murray State history to join the 200-hit club and now stands at 201 for her career. Shelby Miller currently leads MSU all-time in hits at 229, with Mo Ramsey just two behind at 227.

WIND GENERATOR

In game two against Western Illinois, Haven Campbell struck out eight batters. Not only was the total a season-high by a Racer pitcher for 2017, but it was a career high for Campbell as well.

NO FREE WALKS

Currently, the Murray State pitching staff is striking out opposing batters at a near 3-to-1 clip compared to walks with 99 strikeouts and 34 walks. Mason Robinson currently leads the OVC and is 11th nationally in "Walks Allowed Per Seven Innings" at 0.70, while Haven Campbell is 4th in the league and 41st in the NCAA at 1.03.

HOT START

With a 20-4 record, MSU has set a new record for fastest team in program history to reach 20 wins. The previous record was held by the 2015 Racers who reached 20 wins in 32 games.

ALL I DO IS WIN

Sunday's win in the circle not only pushed Mason Robinson's season record to 13-2 on the year, but it went down as the 58th win of her career making her the winningest pitcher in Murray State history. The previous record was 57 wins set by CheyAnne Gaskey from 2012 to 2015.

THE HITS KEEP COMING

With 36 hits so far this season, Brenna Finck is currently 18th nationally in that category and first in the OVC. The MSU single-season record for hits is currently 72 accomplished by both Megan Glosser in 2012 and Jessica Twaddle in 2015.

FREE FOR ALL

Currently, all four games this weekend are scheduled to be broadcast on OVC Digital Network.com. As always, all games broadcast on the OVCDN are free of charge. Please note that coverage is subject to change without notice due to weather conditions.

LEADING THE WAY

Leadoff hitter Brenna Finck is currently fifth in the nation in hits with 26. Finck is currently hitting .464 on the year, however when she leads off an inning she is batting an impressive .556.

WEEKLY HONOR

Mason Robinson went 2-0 with a save and finished the Coach B Classic with a 0.00 ERA to be named as the OVC Pitcher of the Week. The senior allowed no earned runs in the three appearances and walked just two batters, while striking out 11. She also picked up the first save of her career against Western Illinois by entering in the sixth and then striking out the side in order in the seventh for the win.

FIVE AND UNDER

Murray State is currently 14-1 the year when it holds opponents to five runs or less. The Racers are also a perfect 7-0 when allowing two runs or less.

SCORE EARLY, WIN OFTEN

Early runs have proved to be an effective tool for Murray State this season. The Racers are 7-0 this season when scoring in the first inning and are 10-1 when they are first team on the scoreboard.

CLOSING IN

With 10 wins already this season, Mason Robinson now has 55 for her career, just two shy of CheyAnne Gaskey's program record 57 wins. Her 10 wins on the year also places her fifth nationally in that category.

THE POWER OF FOUR

With four hits against Iowa State Sunday, Taylor Odom became the eighth player in MSU history to tally four or more hits in the same game, marking the 13th occasion that a Racer has accomplished the feat.

CLAMPING DOWN

The Racers have become experts at holding a lead so far this season. Through 10 games, the Racers have yet to lose a game in which they have been in the lead at the end of any inning.

HIGH-POWERED OFFENSE

Through the first 10-games of the season, the Racers are currently averaging 7.80 runs per game, ranking them 12th in the nation behind leaders Seton Hall at 14.0 runs per game. Despite the high national ranking, MSU is still second amongst OVC teams, as UT Martin is scoring 9.38 runs per game.

THE LONG BALL

The seven home runs hit by Murray State through the first five games is a new program record. In addition, the four hit against Mercer is the second-most in a single game by a Racer team.

MAKING THE MOST

Despite being out-hit over the first five games by its opponents, 39-38, MSU did more with less by driving in 30 runs, compared to just 18 by its opponents.

JUST PEACHY

For the third year in a row, the Racers will kick off their season in the state of Georgia. In 2015, the Racers went 3-2 at Georgia's Red & Black Classic in Athens and in 2016, went 2-2 at last year's Kennesaw State Kickoff Classic in Kennesaw.

OUT OF THE GATES

Murray State is 4-4 all-time in season openers, having won four out of its last six. The Racers are 1-1 in season openers in true away games and 3-3 in neutral site games.

FALL REPORT

Murray State went 7-1 in its non-traditional fall season this year with its only loss coming in the form of a 1-0 heartbreaker at Southern Illinois. As a team, the Racers hit .367, while the pitching staff posted a 0.50 team ERA and limited opponents to a .138 average. Senior Jessica Twaddle picked up where she left off last season to lead MSU with a .588 average, while senior Mallory Young batted .533 and senior Jocelynn Rodgers and freshman Lexi Jones each batted .500. Junior Haven Campbell went 3-0 in the short season, while senior Mason Robinson was 2-0 with a save, as both finished with an ERA of 0.00. Robinson's performance is even more impressive when you factor in that she allowed just two hits in 43 batters faced with 15 strikeouts.

MANY HAPPY RETURNS

MSU lost just six players from last year's team and will return 9 of 10 starters. Among those returning are 2016 All-OVC selections Jessica Twaddle and Mason Robinson and 2016 OVC All-Newcomer selection Leah Kesel.

HEAD COACH KARA AMUNDSON

5TH SEASON AT MSU/5TH SEASON OVERALL

AMUNDSON'S CAREER YEAR-BY-YEAR COACHING RECORD

Year	Team	OVERALL			OVC			POSTSEASON		
		W	L	Pct.	W	L	Pct.	W	L	Pct.
2013	Murray St.	25	28	.472	14	10	.583	2	2	.500
2014	Murray St.	32	23	.582	16	9	.640	2	1	.666
2015	Murray St.	38	19	.667	20	7	.741	2	2	.500
2016	Murray St.	24	31	.436	12	14	.462	1	2	.333
2017	Murray St.	30	14	.682	6	5	.545	0	0	.000
TOTAL		149	115	.564	68	45	.602	7	7	.500
EXTRAS		11	8	.579	5	3	.625	1	0	1.00

AMUNDSON VS. THE COMPETITION

OPPONENT	RECORD	OPPONENT	RECORD	OPPONENT	RECORD
Alabama A&M	2-0	Iowa St.	1-0	Southern Ill.	1-4
Alabama St.	1-0	Jackson St.	1-0	SIUE*	6-6
Appalachian St.	0-1	Jacksonville	1-1	Southeast Mo.*	9-4
Auburn	0-3	Jacksonville St.*	6-8	Tennessee	0-1
Arkansas	0-1	Kansas	1-1	Tennessee St.*	6-2
Austin Peay*	12-1	Kennesaw St.	0-1	Tennessee Tech*	6-5
Ball St.	1-2	Kentucky	0-3	UT Martin*	10-5
Belmont*	6-2	Kent St.	1-1	UAB	0-3
Bethel (TN)	2-0	LSU	0-1	Weber St.	0-1
Boston College	0-1	La.-Monroe	2-0	Western Ill.	3-0
Bowling Green	1-1	Lipscomb	0-2	Western Ky.	1-5
Bradley	1-0	Loyola Chicago	2-1	Winthrop	1-1
Bryant	3-0	McNeese	1-0	Wright St.	2-0
Bucknell	0-1	Memphis	4-3		
Butler	2-0	Mercer	1-0		
Central Ark.	1-0	Miami (OH)	0-1		
Chattanooga	0-1	Minnesota	0-1		
Coastal Carolina	1-0	Mississippi St.	0-1		
Coppin St.	1-0	Missouri St.	1-0		
CSUN	0-2	Morehead St.*	6-4		
Dayton	1-0	Nicholls St.	3-0		
East Tennessee St.	1-0	Northern Ill.	3-0		
Eastern Ill.*	6-9	Northwestern St.	1-4		
Eastern Ky.*	4-6	Oklahoma St.	1-0		
Evansville	7-4	Portland St.	1-0		
Fort Wayne	1-1	Quinnipiac	0-1		
Gardner-Webb	2-0	Sacred Heart	1-0		
Georgia	0-1	Saint Louis	3-1		
Illinois	1-0	Samford	2-1		
Ill.-Chicago	1-0	South Alabama	0-3		
Indiana	0-3	South Dakota St.	2-0		

2017 Opponents Listed In **BOLD**

*Indicates OVC Opponent

#1 JESSICA TWADDLE

IF

BATS/THROWS: R/R
HEIGHT: 5-6
CLASS: Sr.
HOMETOWN: Franklin, Tenn.
HIGH SCHOOL: Independence HS

Season	Avg.	GP-GS	R	H	2B	3B	HR	RBI	Sig%	BB	OB%	SB-SBA
2014	.331	50-46	23	41	7	2	4	15	.516	23	.432	2-3
2015	.426	57-56	45	72	16	0	8	54	.663	20	.483	6-7
2016	.335	54-53	32	54	13	2	4	28	.516	20	.413	20-21
2017	.419	44-44	35	57	13	2	10	34	.765	19	.497	9-10
TOTALS	.380	205-199	135	224	49	6	26	131	.615	82	.457	37-41

Season High				Career High			
Hits	3	Twice		4	TTU, 4/19/15		
Runs	3	Twice		3	5 Times		
RBIs	3	3 Times		7	GWU, 2/14/15		
Doubles	2	Twice		2	4 Times		
Triples	1	Twice		1	6 Times		
Home Runs	2	MER, 2/10/17		2	Twice		
Walks	2	3 Times		2	11 Times		
Stolen Bases	2	SAM, 2/25/17		3	APSU, 2/20/16		

#2 JENNY HOMANN

IF/C

BATS/THROWS: R/R
HEIGHT: 5-9
CLASS: Fr.
HOMETOWN: Freeburg, Ill.
HIGH SCHOOL: Freeburg Community HS

Season	Avg.	GP-GS	R	H	2B	3B	HR	RBI	Sig%	BB	OB%	SB-SBA
2017	.000	8-0	0	0	0	0	0	0	.000	2	.286	0-0
TOTALS	.000	8-0	0	0	0	0	0	0	.000	2	.286	0-0

Season High				Career High			
Hits							
Runs							
RBIs							
Doubles							
Triples							
Home Runs							
Walks	1	Twice		1	Twice		
Stolen Bases							

#3 MADDY FEENEY

OF

BATS/THROWS: L/R
HEIGHT: 5-3
CLASS: Jr.
HOMETOWN: Morris, Ill.
HIGH SCHOOL: Morris Community HS

Season	Avg.	GP-GS	R	H	2B	3B	HR	RBI	Sig%	BB	OB%	SB-SBA
2015	.000	10-0	2	0	0	0	0	0	.000	0	.000	0-0
2016	.246	50-49	18	30	4	1	0	3	.295	4	.270	6-6
2017	.200	29-10	6	5	0	0	0	1	.200	1	.231	2-2
TOTALS	.236	89-59	26	35	4	1	0	4	.277	5	.261	8-8

Season High				Career High			
Hits	2	SEMO, 4/9/17		3	EIU, 4/2/16		
Runs	1	6 Times		2	Twice		
RBIs	1	SEMO, 4/9/17		1	3 Times		
Doubles				1	4 Times		
Triples				1	TTU, 4/23/16		
Home Runs							
Walks	1	NIU, 3/12/17		1	5 Times		
Stolen Bases	1	Twice		1	8 Times		

#4 BRENNAN FINCK

IF

BATS/THROWS: L/R
HEIGHT: 5-4
CLASS: Fr.
HOMETOWN: Maroa, Ill.
HIGH SCHOOL: Maroa-Forsyth HS

Season	Avg.	GP-GS	R	H	2B	3B	HR	RBI	Slg%	BB	OB%	SB-SBA
2016	.254	55-55	17	36	2	2	0	5	.296	9	.303	4-5
2017	.399	44-44	39	59	3	6	2	17	.541	16	.461	5-7
TOTALS	.328	99-99	56	95	5	8	2	22	.421	25	.386	9-12

Season High			Career High	
Hits	3	5 Times	3	6 Times
Runs	2	10 Times	2	13 Times
RBIs	3	Twice	3	Twice
Doubles	1	3 Times	1	5 Times
Triples	1	6 Times	1	8 Times
Home Runs	1	Twice	1	Twice
Walks	1	16 Times	2	LUC, 2/14/16
Stolen Bases	1	5 Times	1	9 Times

#7 TAYLOR ODOM

IF

BATS/THROWS: R/R
HEIGHT: 5-10
CLASS: Sr.
HOMETOWN: Goreville, Ill.
HIGH SCHOOL: Goreville HS

Season	Avg.	GP-GS	R	H	2B	3B	HR	RBI	Slg%	BB	OB%	SB-SBA
2014	.270	29-10	9	10	2	2	1	9	.514	5	.372	1-1
2015	.256	41-31	10	21	3	1	3	15	.427	14	.371	0-0
2016	.219	42-22	5	14	4	0	2	5	.375	15	.367	0-0
2017	.280	35-31	13	26	7	0	6	24	.548	7	.333	1-1
TOTALS	.257	147-94	37	71	16	3	12	56	.467	41	.358	2-2

Season High			Career High	
Hits	4	ISU, 2/26/17	4	ISU, 2/26/17
Runs	2	Twice	3	GWU, 2/14/15
RBIs	4	ISU, 2/26/17	4	ISU, 2/26/17
Doubles	2	ISU, 2/26/17	2	Twice
Triples			1	3 Times
Home Runs	1	6 Times	1	12 Times
Walks	1	7 Times	2	4 Times
Stolen Bases	1	APSU, 39/17	1	Twice

#8 CAYLA LEVINS

OF

BATS/THROWS: S/R
HEIGHT: 5-8
CLASS: Sr.
HOMETOWN: Jacksonville, Fla.
HIGH SCHOOL: The Bolles School

Season	Avg.	GP-GS	R	H	2B	3B	HR	RBI	Slg%	BB	OB%	SB-SBA
2014	.275	49-48	26	38	4	2	0	17	.333	7	.329	6-9
2015	.291	52-52	17	41	4	0	2	20	.362	7	.329	2-2
2016	.277	55-55	11	26	9	0	3	26	.386	5	.319	6-6
2017	.344	44-44	18	44	8	1	1	18	.445	6	.373	3-3
TOTALS	.294	203-202	73	171	25	3	6	81	.379	25	.331	17-20

Season High			Career High	
Hits	3	Twice	3	4 Times
Runs	2	Twice	2	9 Times
RBIs	3	SEMO, 4/9/17	6	SEMO, 3/20/16
Doubles	1	5 Times	2	SEMO, 3/20/16
Triples	1	NIU, 3/12/17	1	3 Times
Home Runs	1	WIU, 3/4/17	1	6 Times
Walks	1	6 Times	1	25 Times
Stolen Bases	1	3 Times	1	17 Times

#9 ELLISON BARRETT

P/OF

BATS/THROWS: L/R

HEIGHT: 5-7

CLASS: Fr.

HOMETOWN: Florence, Ala.

HIGH SCHOOL: Florence HS

Season	ERA	W-L	App.	GS	Sho	Sv	IP	H	R	ER	BB	SO	OBA
2017	12.00	0-0	5	0	0/0	0	7.0	13	14	12	7	3	.406
TOTALS	12.00	0-0	5	0	0/0	0	7.0	13	14	12	7	3	.406

Season High			Career High	
Inn. Pitched	2.0	CSUN, 3/20/17	2.0	CSUN, 3/20/17
Strikeouts	2	CSUN, 3/20/17	2	CSUN, 3/20/17
Batters Faced	12	Twice	12	Twice
Runners CS	1	CSUN, 3/20/17	1	CSUN, 3/20/17

#11 KRISTEN BIALEK

OF/U

BATS/THROWS: L/R

HEIGHT: 5-2

CLASS: Fr.

HOMETOWN: Downers Grove, Ill.

HIGH SCHOOL: Downers Grove South HS

Season	Avg.	GP-GS	R	H	2B	3B	HR	RBI	Slg%	BB	OB%	SB-SBA
2017	.269	38-22	20	18	1	0	0	4	.284	6	.329	7-7
TOTALS	.269	38-22	20	18	1	0	0	4	.284	6	.329	7-7

Season High			Career High	
Hits	2	3 Times	2	3 Times
Runs	2	NIU, 3/12/17	2	NIU, 3/12/17
RBIs	1	3 Times	1	3 Times
Doubles	1	JSU, 4/1/17	1	JSU, 4/1/17
Triples				
Home Runs				
Walks	1	6 Times	1	6 Times
Stolen Bases	1	6 Times	1	6 Times

#14 LEXI JONES

IF

BATS/THROWS: R/R

HEIGHT: 5-8

CLASS: Fr.

HOMETOWN: Eldersburg, Md.

HIGH SCHOOL: Liberty HS

Season	Avg.	GP-GS	R	H	2B	3B	HR	RBI	Slg%	BB	OB%	SB-SBA
2017	.294	21-1	2	5	0	0	1	5	.471	2	.350	0-0
TOTALS	.294	21-1	2	5	0	0	1	5	.471	2	.350	0-0

Season High			Career High	
Hits	1	5 Times	1	5 Times
Runs	1	Twice	1	Twice
RBIs	2	ISU, 2/26/17	2	ISU, 2/26/17
Doubles				
Triples				
Home Runs	1	ISU, 2/26/17	1	ISU, 2/26/17
Walks	1	Twice	1	Twice
Stolen Bases				

#16 LEAH KESEL

OF

BATS/THROWS: L/R
HEIGHT: 5-8
CLASS: So.
HOMETOWN: Loose Creek, Mo.
HIGH SCHOOL: Fatima HS

Season	Avg.	GP-GS	R	H	2B	3B	HR	RBI	Sig%	BB	OB%	SB-SBA
2016	.330	49-35	23	32	1	0	0	4	.340	12	.409	9-13
2017	.194	35-12	10	6	2	0	0	3	.258	8	.359	3-4
TOTALS	.297	84-47	33	38	3	0	0	7	.320	20	.396	12-17

Season High				Career High	
Hits	2	Twice	4	SEMO, 3/20/16	
Runs	2	MCN, 2/19/17	3	SEMO, 3/20/16	
RBIs	1	Twice	1	7 Times	
Doubles	1	KENT, 2/12/17	1	EIU, 5/13/16	
Triples					
Home Runs					
Walks	2	ISU, 2/26/17	2	Twice	
Stolen Bases	1	PSU, 2/10/17	1	9 Times	

#17 MASON ROBINSON

P

BATS/THROWS: L/R
HEIGHT: 6-2
CLASS: Sr.
HOMETOWN: Lewis Center, Ohio
HIGH SCHOOL: Olentangy Orange HS

Season	ERA	W-L	App.	GS	Sho	Sv	IP	H	R	ER	BB	SO	OBA
2014	2.89	11-8	34	25	3/2	0	150.1	158	86	62	38	106	.258
2015	2.99	15-6	31	26	2/0	0	150.0	140	78	64	90	86	.239
2016	1.99	19-16	43	36	6/3	0	232.2	193	90	66	61	119	.222
2017	1.87	19-7	29	26	5/1	0	165.0	159	69	44	25	91	.242
TOTALS	2.37	64-37	137	113	16/6	0	698.0	650	323	236	214	402	.239

Season High				Career High	
Inn. Pitched	7.0	13 Times	10.0	Twice	
Strikeouts	7	SLU, 3/10/16	9	SIUE, 4/26/14	
Batters Faced	35	Twice	44	SIUE, 4/26/14	
Runners CS	1	4 Times	2	EIU, 4/3/16	

#18 JOCELYNN RODGERS

C

BATS/THROWS: S/R
HEIGHT: 5-8
CLASS: Jr.
HOMETOWN: Cypress, Calif.
HIGH SCHOOL: Cypress HS

Season	Avg.	GP-GS	R	H	2B	3B	HR	RBI	Sig%	BB	OB%	SB-SBA
2014	.221	41-34	11	19	4	0	2	24	.337	8	.320	0-0
2015	.287	57-56	17	47	12	0	4	43	.433	18	.353	1-1
2016	.281	55-55	11	48	7	2	4	22	.415	8	.332	1-1
2017	.235	40-35	14	28	6	0	6	25	.437	4	.266	0-0
TOTALS	.263	196-183	54	144	29	2	17	116	.417	38	.319	2-2

Season High				Career High	
Hits	2	Twice	3	4 Times	
Runs	2	3 Times	2	10 Times	
RBIs	4	MER, 2/10/17	5	Twice	
Doubles	2	SEMO, 4/9/17	2	Twice	
Triples			1	Twice	
Home Runs	2	MER, 2/10/17	2	MER, 2/10/17	
Walks	1	Twice	2	4 Times	
Stolen Bases			1	Twice	

#19 HAVEN CAMPBELL

P

BATS/THROWS: R/R

HEIGHT: 6-1

CLASS: Jr.

HOMETOWN: Gurley, Ala.

HIGH SCHOOL: Madison County HS

Season	ERA	W-L	App.	GS	Sho	Sv	IP	H	R	ER	BB	SO	OBA
2015	3.44	2-2	17	2	0/3	2	38.2	45	19	19	13	23	.288
2016	3.85	5-8	23	16	2/0	0	76.1	101	52	42	22	31	.321
2017	4.02	10-7	21	16	1/0	0	87.0	102	54	50	20	57	.287
TOTALS	3.85	17-17	61	34	3/4	3	202.0	248	125	111	55	111	.300

Season High				Career High			
Inn. Pitched	8.0	SAM, 2/24/17		8.0	SAM, 2/24/17		
Strikeouts	8	WIU, 3/15/17		8	WIU, 3/15/17		
Batters Faced	35	IU, 2/26/17		35	IU, 2/26/17		
Runners CS	1	3 Times		1	9 Times		

#20 AMBER VAN DUYSE

P

BATS/THROWS: R/R

HEIGHT: 5-11

CLASS: Fr.

HOMETOWN: De Pere, Wis.

HIGH SCHOOL: West De Pere HS

Season	ERA	W-L	App.	GS	Sho	Sv	IP	H	R	ER	BB	SO	OBA
2016	4.60	0-6	15	3	0/1	0	35.0	41	27	23	18	12	.293
2017	5.09	1-0	10	2	0/0	1	33.0	43	25	24	19	7	.321
TOTALS	4.84	1-6	25	5	0/1	1	68.0	84	52	47	37	19	.307

Season High				Career High			
Inn. Pitched	7.0	SEMO, 4/9/17		9.0	EKU, 3/25/16		
Strikeouts	3	Twice		3	3 Teams		
Batters Faced	32	TTU, 4/14/17		40	EKU, 3/25/16		
Runners CS	1	UTM, 4/8/17		1	4 Times		

#21 MALLORY YOUNG

OF

BATS/THROWS: R/R

HEIGHT: 5-5

CLASS: Sr.

HOMETOWN: Benton, Ky.

HIGH SCHOOL: Marshall County HS

Season	Avg.	GP-GS	R	H	2B	3B	HR	RBI	Slg%	BB	OB%	SB-SBA
2014	.361	30-8	9	13	2	0	1	5	.500	4	.439	1-2
2015	.157	50-49	14	16	2	0	1	9	.206	9	.234	2-2
2016	.222	22-22	7	12	4	0	0	3	.296	6	.311	1-1
2017	.000	15-2	3	0	0	0	0	0	.000	0	.000	0-0
TOTALS	.202	117-81	33	41	8	0	2	17	.271	19	.280	4-5

Season High				Career High			
Hits				2	7 Times		
Runs	1	3 Times		2	6 Times		
RBIs				2	3 Times		
Doubles				2	NSU, 2/28/16		
Triples							
Home Runs				1	Twice		
Walks				1	19 Times		
Stolen Bases				1	4 Times		

#22 MAGGIE GLASS

IF

BATS/THROWS: R/R

HEIGHT: 5-6

CLASS: Sr.

HOMETOWN: Hopkinsville, Ky.

HIGH SCHOOL: Christian County HS

Season	Avg.	GP-GS	R	H	2B	3B	HR	RBI	Sig%	BB	OB%	SB-SBA
2014	.297	34-34	18	27	3	2	4	12	.505	4	.347	1-2
2015	.327	57-57	42	54	12	3	16	53	.727	23	.399	4-4
2016	.201	55-55	18	31	5	1	4	18	.325	15	.275	0-1
2017	.238	44-44	24	30	6	2	6	18	.460	20	.342	3-5
TOTALS	.265	190-190	102	142	26	8	30	101	.511	65	.342	8-12

Season High			Career High	
Hits	2	4 Times	3	4 Times
Runs	2	4 Times	3	Twice
RBIs	3	JSU, 2/18/17	4	EIU, 5/16/15
Doubles	2	BRY, 3/18-17	3	SIU, 4/8/16
Triples	1	Twice	1	8 Times
Home Runs	1	6 Times	2	Twice
Walks	3	PSU, 2/10/17	3	Twice
Stolen Bases	1	Twice	1	7 Times

#23 ERIKA DOWNEY

IF

BATS/THROWS: R/R

HEIGHT: 5-3

CLASS: Jr.

HOMETOWN: Louisville, Ky.

HIGH SCHOOL: Mercy Academy

Season	Avg.	GP-GS	R	H	2B	3B	HR	RBI	Sig%	BB	OB%	SB-SBA
2015	.217	31-5	8	5	0	0	0	4	.217	2	.308	3-5
2016	.204	41-12	6	11	3	0	0	1	.259	1	.232	7-8
2017	.227	44-44	16	23	3	0	1	14	.305	9	.327	2-3
TOTALS	.227	116-61	30	39	6	0	1	19	.279	12	.296	12-16

Season High			Career High	
Hits	3	TTU, 4/14/17	3	TTU, 4/14/17
Runs	2	PSU, 2/10/17	2	Twice
RBIs	2	5 Times	2	5 Times
Doubles	1	3 Times	1	6 Times
Triples				
Home Runs	1	JSU, 4/1/17	1	JSU, 4/1/17
Walks	2	UD, 2/11/17	2	UD, 2/11/17
Stolen Bases	1	Twice	2	MOR, 3/26/16

#24 MADISON CULVER

C/IF

BATS/THROWS: R/R

HEIGHT: 5-7

CLASS: So.

HOMETOWN: Riverview, Fla.

HIGH SCHOOL: East Bay HS

Season	Avg.	GP-GS	R	H	2B	3B	HR	RBI	Sig%	BB	OB%	SB-SBA
2016	.234	46-21	2	18	5	0	1	11	.338	3	.259	0-0
2017	.261	30-21	4	18	2	0	2	14	.377	3	.284	0-0
TOTALS	.247	76-42	6	36	7	0	3	25	.356	6	.271	0-0

Season High			Career High	
Hits	2	3 Times	2	5 Times
Runs	1	3 Times	1	6 Times
RBIs	2	3 Times	3	EIU, 4/2/16
Doubles	1	Twice	1	7 Times
Triples				
Home Runs	1	Twice	1	3 Times
Walks	1	3 Times	1	5 Times
Stolen Bases				

#28 KAYLEE RANBURGER

OF

BATS/THROWS: L/R

HEIGHT: 5-5

CLASS: Fr.

HOMETOWN: Owensboro, Ky.

HIGH SCHOOL: Daviess County HS

Season	Avg.	GP-GS	R	H	2B	3B	HR	RBI	Sig%	BB	OB%	SB-SBA
2017	.341	43-42	22	47	2	0	0	9	.355	4	.368	9-12
TOTALS	.341	43-42	22	47	2	0	0	9	.355	4	.388	9-12

Season High			Career High	
Hits	3	5 Times	3	5 Times
Runs	3	JSU, 2/18/17	3	JSU, 2/18/17
RBIs	2	Twice	2	Twice
Doubles	1	Twice	1	Twice
Triples				
Home Runs				
Walks	1	4 Times	1	4 Times
Stolen Bases	2	Twice	2	Twice

2017 HONORS

adidas® OVC Pitcher of the Week Mason Robinson - Mar. 6	adidas® OVC Player of the Week Jessica Twaddle - Apr. 11	

2017 WON-LOST MARGINS

Margin	1	2	3	4	5	6	7	8	9	10	11	12	13	14	15+
Won By	8	3	3	4	4	1	2	2	1	1	1				
Lost By	2	4		3	1		2		1		1				

2017 STATISTICAL RANKINGS

TEAM

CATEGORY

Double Play Per Game

Slugging Percentage

Triples Per Game

INDIVIDUAL

CATEGORY

Batting Average

Jessica Twaddle

Brenna Finck

Doubles Per Game

Jessica Twaddle

Earned Run Average

Mason Robinson

Hits

Brenna Finck

Jessica Twaddle

Home Runs

Jessica Twaddle

NATIONAL _____ OVC _____ VALUE

37 _____ 1 _____ 0.43

47 _____ 3 _____ .452

38 _____ 2 _____ 0.25

NATIONAL _____ OVC _____ VALUE

39 _____ 2 _____ .419

97 _____ 4 _____ .399

75 _____ 3 _____ 0.30

85 _____ 4 _____ 1.87

19 _____ 1 _____ 59

33 _____ 2 _____ 57

50 _____ 3 _____ 10

CATEGORY

On Base Percentage

Jessica Twaddle

Runs Per Game

Jessica Twaddle

Slugging Percentage

Jessica Twaddle

Total Bases

Jessica Twaddle

Toughest To Strikeout

Jessica Twaddle

Triples

Brenna Finck

Triples Per Game

Brenna Finck

Victories

Mason Robinson

Walks Allowed Per Seven Innings

Mason Robinson

NATIONAL _____ OVC _____ VALUE

60 _____ 2 _____ .497

86 _____ 4 _____ 0.89

34 _____ 1 _____ .765

12 _____ 1 _____ 104

19 _____ 2 _____ 34.0

6 _____ 2 _____ 6

16 _____ 2 _____ 0.14

15 _____ 2 _____ 19

23 _____ 2 _____ 1.06

ALL-TIME NO-HITTERS

Date	Player	Opponent	Innings	Strikeouts	Notes
2/2/2011	Chelsey Sullivan	vs. Belmont	5.0	3	at Auburn, Ala.
3/10/2012	Chelsey Sullivan	at Tennessee St.	5.0	5	

ALL-TIME GRAND SLAMS

Date	Player	Opponent	Notes
3/23/2010	Taylor Wilson	at Louisiana-Monroe	
4/18/2010	Stephanie Mattocks	vs. Southeast Mo.	
5/9/2010	Jenna Bradley	at Eastern Ill.	
3/26/2011	Lauren Buch	vs. Tennessee Tech	
4/10/2011	Jenna Bradley	at Austin Peay	
4/22/2011	Jenna Bradley	vs. Eastern Ky.	
4/30/2011	Lauren Buch	vs. Tennessee St.	
3/11/2012	Leslie Bridges	at Tennessee St.	
4/10/2012	Leslie Bridges	vs. Tennessee St.	
3/10/2013	Sarah Anderson	vs. Bowling Green	at Evansville, Ind.
2/22/2014	Alexa Becker	vs. Loyola Chicago	at Southaven, Miss.
3/31/2014	Jocelynn Rodgers	vs. Eastern Ill.	Walk-Off
2/14/2015	Jessica Twaddle	vs. Gardner-Webb	at Birmingham, Ala.
3/20/2016	Cayla Levins	at Southeast Mo.	
3/27/2017	Jocelynn Rodgers	vs. Eastern Ky.	Walk-Off

CURRENT SINGLE-GAME RECORDS

Category	Record	Date	Player	Opponent	Notes
<i>Runs Scored</i>	4	5 Times	4 Players	---	L. Buch - Twice
<i>Hits</i>	5	5/5/2013	Shelbey Miller	vs. Austin Peay	
<i>RBIs</i>	7	2/14/2015	Jessica Twaddle	vs. Gardner-Webb	at Birmingham, Ala.
<i>Doubles</i>	3	Twice	Castile/Glass	vs. BGSU/ vs. SIU	BGSU at Evansville, Ind.
<i>Triples</i>	1	Several Times	Multiple Players		
<i>Home Runs</i>	2	17 Times	10 Players	---	Becker, Castile - 3 Times
<i>Walks</i>	4	3/26/2011	Lauren Buch	vs. Tennessee Tech	
<i>Stolen Bases</i>	4	Twice	Megan Glosser	vs. Bethel/ vs. Morehead	MOR at Bowling Green, Ky.
<i>Strikeouts</i>	14	2/24/2013	CheyAnne Gaskey	vs. Saint Louis	at Fayetteville, Ark.

2017 TEAM/OPPONENT HIGHS & LOWS				
	MURRAY STATE		OPPONENT	
	<i>HIGHS</i>	<i>LOWS</i>	<i>HIGHS</i>	<i>LOWS</i>
Game Time	2:24 - ISU, 2/14	1:10 - Twice	---	---
Hitting				
Runs	13 - MCN, 2/19	0 - 4 Times	14 - Twice	0 - 7 Times
Hits	16 - SEMO, 4/9	1 - CSUN, 3/20	15 - CSUN, 3/20	1 - BUT, 2/17
RBI's	10 - KENT, 2/12	0 - 6 Times	13 - Twice	0 - 9 Times
Doubles	4 - Twice	0 - 14 Times	4 - NIU, 3/10	0 - 18 Times
Triples	2 - NIU, 3/12	0 - 31 Times	2 - Twice	0 - 30 Times
Home Runs	4 - MER, 2/10	0 - 21 Times	4 - KENT, 2/11	0 - 32 Times
Walks	7 - 3 Times	0 - 7 Times	9 - KENT, 2/11	0 - 14 Times
Stolen Bases	4 - Twice	0 - 17 Times	3 - 3 Times	0 - 28 Times
Caught Stealing	2 - MCN, 2/19	0 - 35 Times	2 - CSU, 3/20	0 - 34 Times
Runners LOB	13 - SAM, 2/25	1 - WKU, 3/29	11 - WEB, 3/19	1 - CSUN, 3/20
Pitching & Fielding				
Earned Runs	13 - KENT, 2/11	0 - 10 Times	10 - JSU, 2/18	0 - 6 Times
Strikeouts	8 - WIU, 3/15	0 - 3 Times	9 - SLU, 2/10	0 - 3 Times
Errors	4 - 4 Times	0 - 8 Times	5 - MCN, 2/19	0 - 12 Times
Double Plays	2 - 4 Times	0 - 25 Times	2 - Twice	0 - 36 Times

2017 INDIVIDUAL HIGHS		
	MURRAY ST.	OPPONENT
Hitting		
Runs	3 - Twaddle (Twice), Ranburger (JSU, 2/18)	3 - 4 Times
Hits	4 - Odom (ISU, 2/26); Twaddle (UTM, 4/8)	4 - Rud (MER, 2/10); Foster (USA, 2/18)
Doubles	2 - 6 Times	2 - Kossakowski (NIU, 3/10)
Triples	1 - 11 Times	1 - 6 Times
Home Runs	2 - Rodgers, Twaddle (MER, 2/10)	2 - Grimm (KENT, 2/11)
RBI's	4 - 3 Times	7 - Grimm (KENT, 2/11)
Walks	3 - Glass (PSU, 2/10)	3 - Dobbin (KENT, 2/11); Habitz (CSUN, 3/20)
Stolen Bases	2 - Ranburger (Twice); Twaddle (SAM, 2/25)	2 - 4 Times
Pitching & Fielding		
Innings Pitched	8.0 - Campbell (SAM, 2/25)	8.0 - Twice
Hits Allowed	13 - Robinson (SEMO, 4/9);	13 - Krumrey (SEMO, 4/9)
Runs Allowed	7 - 4 Times	8 - 3 Times
Earned Runs Allowed	7 - Campbell, Robinson (CSUN, 3/20)	8 - Williams (JSU, 2/18)
Strikeouts	8 - Campbell (WIU, 3/15)	9 - Baalman (SLU, 3/10)
Walks Allowed	5 - Van Duyse (KENT, 2/11)	6 - Weilbacher (ISU, 2/26)
Errors	3 - Glass (UTM, 5/19)	2 - 5 Times
Caught Stealing	1 - 10 Times	2 - Corbello (MCN, 2/19)

2017 STARTERS BY GAME

Game	C	1B	2B	3B	SS	LF	CF	RF	P	DP
2/10 - Mercer	Rodgers	Twaddle	Downey	Finck	Glass	Levins	Ranburger	Feeney	Robinson	Odom
2/10 - Portland St.	Culver	Twaddle	Downey	Finck	Glass	Levins	Ranburger	Feeney	Campbell	Rodgers
2/11 - Dayton	Rodgers	Twaddle	Downey	Finck	Glass	Levins	Ranburger	Feeney	Robinson	Odom
2/11 - Kent St.	Culver	Twaddle	Downey	Finck	Glass	Levins	Ranburger	Feeney	Campbell	Rodgers
2/12 - Kent St.	Rodgers	Twaddle	Downey	Finck	Glass	Levins	Ranburger	Kesel	Robinson	Odom
2/17 - Butler	Rodgers	Twaddle	Downey	Finck	Glass	Levins	Ranburger	Kesel	Robinson	Odom
2/18 - Jackson St.	Culver	Twaddle	Downey	Finck	Glass	Levins	Ranburger	Kesel	Campbell	Odom
2/18 - South Ala.	Rodgers	Twaddle	Downey	Finck	Glass	Levins	Ranburger	Kesel	Robinson	Odom
2/19 - Butler	Rodgers	Twaddle	Downey	Finck	Glass	Levins	Ranburger	Kesel	Campbell	Odom
2/19 - McNeese	Rodgers	Twaddle	Downey	Finck	Glass	Levins	Ranburger	Kesel	Robinson	Odom
2/24 - Samford	Rodgers	Twaddle	Downey	Finck	Glass	Levins	Ranburger	Kesel	Robinson	Odom
2/25 - UAB	Culver	Twaddle	Downey	Finck	Glass	Levins	Ranburger	Kesel	Campbell	Rodgers
2/25 - Samford	Rodgers	Twaddle	Downey	Finck	Glass	Levins	Ranburger	Kesel	Robinson	Odom
2/26 - Iowa St.	Rodgers	Twaddle	Downey	Finck	Glass	Levins	Ranburger	Kesel	Robinson	Odom
2/26 - Indiana	Culver	Twaddle	Downey	Finck	Glass	Levins	Ranburger	Kesel	Campbell	Odom
3/4 - Northern Ill.	Rodgers	Twaddle	Downey	Finck	Glass	Levins	Ranburger	Bialek	Robinson	Odom
3/5 - Western Ill.	Culver	Twaddle	Downey	Finck	Glass	Levins	Ranburger	Bialek	Campbell	Odom
3/6 - Ill.-Chicago	Rodgers	Twaddle	Downey	Finck	Glass	Levins	Ranburger	Bialek	Robinson	Odom
3/6 - Southern Ill.	Culver	Twaddle	Downey	Finck	Glass	Levins	Ranburger	Bialek	Campbell	Odom
3/9 - Austin Peay	Rodgers	Twaddle	Downey	Finck	Glass	Levins	Ranburger	Bialek	Robinson	Odom
3/9 - Saint Louis	Culver	Twaddle	Downey	Finck	Glass	Levins	Ranburger	Bialek	Campbell	Odom
3/10 - Northern Ill.	Culver	Twaddle	Downey	Finck	Glass	Levins	Ranburger	Bialek	Campbell	Odom
3/10 - Saint Louis	Rodgers	Twaddle	Downey	Finck	Glass	Levins	Kesel	Bialek	Robinson	Odom
3/12 - Northern Ill.	Rodgers	Twaddle	Downey	Finck	Glass	Levins	Bialek	Feeney	Robinson	Odom
3/15 - Western Ill.-1	Rodgers	Twaddle	Downey	Finck	Glass	Levins	Ranburger	Bialek	Robinson	Odom
3/15 - Western Ill.-2	Culver	Twaddle	Downey	Finck	Glass	Levins	Ranburger	Bialek	Campbell	Jones
3/18 - Bryant	Rodgers	Twaddle	Downey	Finck	Glass	Levins	Ranburger	Bialek	Robinson	Culver
3/19 - Weber St.	Rodgers	Twaddle	Downey	Finck	Glass	Levins	Ranburger	Bialek	Robinson	Culver
3/19 - Quinnipiac	Culver	Twaddle	Downey	Finck	Glass	Levins	Ranburger	Bialek	Campbell	Rodgers
3/20 - CSUN-1	Rodgers	Twaddle	Downey	Finck	Glass	Levins	Ranburger	Bialek	Robinson	Odom
3/20 - CSUN-2	Culver	Twaddle	Downey	Finck	Glass	Levins	Ranburger	Bialek	Campbell	Odom
3/26 - Morehead St.-1	Rodgers	Odom	Downey	Finck	Glass	Levins	Ranburger	Bialek	Robinson	Twaddle
3/26 - Morehead St.-2	Culver	Odom	Downey	Finck	Glass	Levins	Ranburger	Bialek	Campbell	Twaddle
3/27 - Eastern Ky.	Rodgers	Odom	Downey	Finck	Glass	Levins	Ranburger	Bialek	Robinson	Twaddle
3/29 - Western Ky.	Rodgers	Odom	Downey	Finck	Glass	Levins	Ranburger	Bialek	Robinson	Twaddle
4/1 - Jacksonville St.-1	Rodgers	Odom	Downey	Finck	Glass	Levins	Ranburger	Bialek	Robinson	Twaddle
4/1 - Jacksonville St.-2	Rodgers	Twaddle	Downey	Finck	Glass	Levins	Ranburger	Bialek	Campbell	Odom
4/8 - UT Martin-1	Rodgers	Twaddle	Downey	Finck	Glass	Levins	Ranburger	Young	Robinson	Culver
4/8 - UT Martin-1	Rodgers	Twaddle	Downey	Finck	Glass	Levins	Ranburger	Young	Campbell	Culver
4/9 - Southeast Mo.-1	Rodgers	Twaddle	Downey	Finck	Glass	Levins	Ranburger	Feeney	Robinson	Culver
4/9 - Southeast Mo.-2	Rodgers	Twaddle	Downey	Finck	Glass	Levins	Ranburger	Feeney	Van Duyse	Odom
4/14 - Tennessee Tech-1	Rodgers	Twaddle	Downey	Finck	Glass	Levins	Ranburger	Feeney	Robinson	Odom
4/14 - Tennessee Tech-2	Rodgers	Twaddle	Downey	Finck	Glass	Levins	Ranburger	Feeney	Van Duyse	Culver
4/18 - Memphis	Rodgers	Twaddle	Downey	Finck	Glass	Levins	Ranburger	Feeney	Robinson	Culver
4/22 - Tennessee St.-1										
4/22 - Tennessee St.-2										
4/23 - Belmont-1										
4/23 - Belmont-2										
4/26 - Eastern Ill.-1										
4/29 - Eastern Ill.-2										
5/30 - SIUE-1										
5/30 - SIUE-2										
5/6 - Austin Peay-1										
5/6 - Austin Peay-2										

2017 LINEUPS BY GAME

Game	1	2	3	4	5	6	7	8	9	Lineup # (Times Used)
2/10 - Mercer	Finck	Ranburger	Twaddle	Odom	Glass	Rodgers	Levins	Feeney	Downey	1 (1)
2/10 - Portland St.	Finck	Ranburger	Twaddle	Rodgers	Glass	Culver	Levins	Feeney	Downey	2 (1)
2/11 - Dayton	Finck	Ranburger	Twaddle	Rodgers	Odom	Glass	Levins	Feeney	Downey	3 (1)
2/11 - Kent St.	Finck	Ranburger	Twaddle	Rodgers	Glass	Culver	Levins	Feeney	Downey	2 (2)
2/12 - Kent St.	Finck	Ranburger	Twaddle	Odom	Rodgers	Glass	Levins	Kesel	Downey	4 (1)
2/17 - Butler	Finck	Ranburger	Twaddle	Odom	Rodgers	Glass	Levins	Kesel	Downey	4 (2)
2/18 - Jackson St.	Finck	Ranburger	Twaddle	Odom	Glass	Culver	Levins	Kesel	Downey	5 (1)
2/18 - South Ala.	Finck	Ranburger	Twaddle	Odom	Rodgers	Glass	Levins	Kesel	Downey	4 (3)
2/19 - Butler	Finck	Ranburger	Twaddle	Odom	Rodgers	Glass	Levins	Kesel	Downey	4 (4)
2/19 - McNeese St.	Finck	Ranburger	Twaddle	Odom	Rodgers	Glass	Levins	Kesel	Downey	4 (5)
2/24 - Samford	Finck	Ranburger	Twaddle	Odom	Rodgers	Glass	Levins	Kesel	Downey	4 (6)
2/25 - UAB	Finck	Ranburger	Twaddle	Rodgers	Glass	Culver	Levins	Kesel	Downey	2 (3)
2/25 - Samford	Finck	Ranburger	Twaddle	Odom	Rodgers	Glass	Levins	Kesel	Downey	4 (7)
2/26 - Iowa St.	Finck	Ranburger	Twaddle	Odom	Rodgers	Glass	Levins	Kesel	Downey	4 (8)
2/26 - Indiana	Finck	Ranburger	Twaddle	Odom	Culver	Glass	Levins	Kesel	Downey	6 (1)
3/4 - Northern Ill.	Finck	Ranburger	Twaddle	Odom	Rodgers	Glass	Levins	Bialek	Downey	7 (1)
3/5 - Western Ill.	Finck	Ranburger	Twaddle	Odom	Culver	Glass	Levins	Bialek	Downey	8 (1)
3/6 - Ill.-Chicago	Finck	Ranburger	Twaddle	Odom	Rodgers	Glass	Levins	Bialek	Downey	7 (2)
3/6 - Southern Ill.	Finck	Ranburger	Twaddle	Odom	Culver	Glass	Levins	Bialek	Downey	8 (2)
3/9 - Austin Peay	Finck	Ranburger	Twaddle	Odom	Rodgers	Glass	Levins	Bialek	Downey	7 (3)
3/9 - Saint Louis	Finck	Ranburger	Twaddle	Odom	Culver	Glass	Levins	Bialek	Downey	8 (3)
3/10 - Northern Ill.	Finck	Ranburger	Twaddle	Odom	Culver	Glass	Levins	Bialek	Downey	8 (4)
3/10 - Saint Louis	Finck	Kesel	Twaddle	Odom	Rodgers	Glass	Levins	Bialek	Downey	9 (1)
3/12 - Northern Ill.	Finck	Bialek	Twaddle	Odom	Rodgers	Glass	Levins	Feeney	Downey	10 (1)
3/15 - Western Ill.-1	Finck	Bialek	Twaddle	Odom	Rodgers	Glass	Levins	Ranburger	Downey	11 (1)
3/15 - Western Ill.-2	Finck	Ranburger	Twaddle	Culver	Jones	Glass	Levins	Ranburger	Downey	12 (1)
3/18 - Bryant	Finck	Bialek	Twaddle	Rodgers	Culver	Glass	Levins	Ranburger	Downey	13 (1)
3/19 - Weber St.	Finck	Bialek	Twaddle	Rodgers	Culver	Glass	Levins	Ranburger	Downey	13 (2)
3/19 - Quinnipiac	Finck	Bialek	Twaddle	Rodgers	Culver	Glass	Levins	Ranburger	Downey	13 (3)
3/20 - CSUN-1	Finck	Bialek	Twaddle	Rodgers	Odom	Glass	Levins	Ranburger	Downey	14 (1)
3/20 - CSUN-2	Finck	Bialek	Twaddle	Odom	Culver	Glass	Levins	Ranburger	Downey	15 (1)
3/26 - Morehead St.-1	Finck	Bialek	Twaddle	Rodgers	Odom	Glass	Levins	Ranburger	Downey	14 (2)
3/26 - Morehead St.-2	Finck	Bialek	Twaddle	Odom	Culver	Glass	Levins	Ranburger	Downey	15 (2)
3/27 - Eastern Ky.	Finck	Bialek	Twaddle	Rodgers	Odom	Glass	Levins	Ranburger	Downey	14 (3)
3/29 - Western Ky.	Finck	Bialek	Twaddle	Rodgers	Odom	Glass	Levins	Ranburger	Downey	14 (4)
4/1 - Jacksonville St.-1	Finck	Ranburger	Twaddle	Rodgers	Odom	Glass	Levins	Bialek	Downey	16 (1)
4/1 - Jacksonville St.-2	Finck	Ranburger	Twaddle	Rodgers	Culver	Glass	Levins	Bialek	Downey	16 (2)
4/8 - UT Martin-1	Finck	Ranburger	Twaddle	Culver	Rodgers	Levins	Glass	Young	Downey	17 (1)
4/8 - UT Martin-2	Finck	Ranburger	Twaddle	Culver	Rodgers	Levins	Glass	Young	Downey	17 (2)
4/9 - Southeast Mo.-1	Finck	Ranburger	Twaddle	Culver	Rodgers	Levins	Glass	Feeney	Downey	18 (1)
4/9 - Southeast Mo.-2	Finck	Ranburger	Twaddle	Rodgers	Odom	Levins	Glass	Feeney	Downey	19 (1)
4/14 - Tennessee Tech-1	Finck	Ranburger	Twaddle	Rodgers	Odom	Levins	Glass	Feeney	Downey	19 (2)
4/14 - Tennessee Tech-2	Finck	Ranburger	Twaddle	Rodgers	Culver	Levins	Glass	Feeney	Downey	20 (1)
4/18 - Memphis	Finck	Ranburger	Twaddle	Rodgers	Culver	Levins	Glass	Feeney	Downey	20 (2)
4/22 - Tennessee St.-1										
4/22 - Tennessee St.-2										
4/23 - Belmont-1										
4/23 - Belmont-2										
4/26 - Eastern Ill.-1										
4/29 - Eastern Ill.-2										
5/30 - SIUE-1										
5/30 - SIUE-2										
5/6 - Austin Peay-1										
5/6 - Austin Peay-2										



2017 Murray State Softball Statistics Summary for Murray St. (as of Apr 19, 2017) (All games)



Record: 30-14 Home: 11-2 Away: 6-8 Neutral: 13-4 OVC: 6-5

Date	Opponent	Score	Player	avg	slug	ob%	g	ab	r	h	2b	3b	hr	rbi	bb	so	sb	cs	e
12/10	at Mercer	w 9-4	TWADDLE, Jessica	.419	.765	.497	44	136	35	57	13	2	10	34	19	4	9	1	6
12/10	vs Portland St.	w 5-1	FINCK, Brenna	.399	.541	.461	44	148	39	59	3	6	2	17	16	14	5	2	10
12/11	vs Dayton	w 5-2	LEVINS, Cayla	.344	.445	.373	44	128	18	44	8	1	1	18	6	13	3	0	3
12/11	vs Kent St.	l 5-14	RANBURGER, Kayl	.341	.355	.368	43	138	22	47	2	0	0	9	4	24	9	3	3
12/12	vs Kent St.	w 10-0	ODOM, Taylor	.280	.548	.333	35	93	13	26	7	0	6	24	7	19	1	0	1
22/17	vs Butler	w 9-1	BIALEK, Kristen	.269	.284	.329	38	67	20	18	1	0	0	4	6	10	8	0	0
22/18	vs Jackson St.	w 10-4	CULVER, Madison	.261	.377	.284	30	69	4	18	2	0	2	14	3	15	0	0	3
22/18	at South Ala.	l 3-8	DOWNEY, Erika	.242	.305	.327	44	95	16	23	3	0	1	14	9	22	2	1	11
22/19	vs Butler	w 9-4	GLASS, Maggie	.238	.460	.342	44	126	24	30	6	2	6	18	20	26	3	2	14
22/19	vs McNeese	w 13-5	RODGERS, Jocelyn	.235	.437	.266	40	119	14	28	6	0	6	25	4	11	0	0	1
32/24	at Samford	w 11-0	FEENEY, Maddy	.200	.200	.231	29	25	6	5	0	0	0	1	1	2	2	0	0
32/25	vs Samford	w 3-2	KESEL, Leah	.194	.258	.359	35	31	10	6	2	0	0	3	8	10	3	1	2
32/25	at UAB	l 0-4	-----																
32/26	vs Iowa St.	w 11-4	JONES, Lexi	.294	.471	.350	21	17	2	5	0	0	1	5	2	6	0	0	0
32/26	vs Indiana	l 4-6	YOUNG, Mallory	.000	.000	.000	15	11	3	0	0	0	0	0	0	3	0	0	1
43/4	vs Northern Ill.	w 7-3	HOMANN, Jenny	.000	.000	.286	8	5	0	0	0	0	0	0	2	1	0	0	1
43/4	vs Western Ill.	w 4-3	CAMPBELL, Haven	.000	.000	.000	21	0	0	0	0	0	0	0	0	0	0	0	1
43/5	vs Ill.-Chicago	w 1-0	BARRETT, Ellison	.000	.000	.000	6	0	0	0	0	0	0	0	0	0	0	0	0
43/5	at Southern Ill.	w 8-7	VAN DUYSE, Ambe	.000	.000	.000	10	0	0	0	0	0	0	0	0	0	0	0	0
53/9	AUSTIN PEAY	w 3-1	ROBINSON, Mason	.000	.000	.000	29	0	0	0	0	0	0	0	0	0	0	0	8
53/9	SAINT LOUIS	w 2-0	Totals	.303	.452	.364	44	1208	226	366	53	11	35	186	107	180	45	10	65
53/10	NORTHERN ILL.	w 7-5	Opponents	.269	.357	.317	44	1179	162	317	44	6	16	146	71	158	27	9	63
53/10	SAINT LOUIS	w 2-1	LOB - Team (275), Opp (255). DPs turned - Team (19), Opp (10).																
53/12	NORTHERN ILL.	w 9-0																	
3/15	WESTERN ILL.	w 2-1																	
3/15	WESTERN ILL.	w 5-1	Player	era	w-l	app	gs	cq	sh	sv	ip	h	r	er	bb	so	avg	hr	
3/18	vs Bryant	w 9-2	ROBINSON, Mason	1.87	19-7	29	26	19	5	1	165.0	159	69	44	25	91	.242	3	
3/19	vs Weber St.	l 0-7	CAMPBELL, Haven	4.02	10-7	21	16	6	1	1	87.0	102	54	50	20	57	.287	7	
3/19	vs Quinnipiac	l 0-2	VAN DUYSE, Amber	5.09	1-0	10	2	1	0	1	33.0	43	25	24	19	7	.321	3	
3/20	at CSUN	l 7-14	-----																
3/20	at CSUN	l 0-11	BARRETT, Ellison	12.00	0-0	5	0	0	0	0	7.0	13	14	12	7	3	.406	3	
*3/26	MOREHEAD ST.	w 5-1	Totals	3.12	30-14	44	44	26	7	3	292.0	317	162	130	71	158	.269	16	
*3/26	MOREHEAD ST.	l 2-4	Opponents	3.89	14-30	44	44	20	5	2	288.0	366	226	160	107	180	.303	35	
*3/27	EASTERN KY.	w 3-0																	
3/29	at Western Ky.	l 0-1	PB - Team (5), RODGERS 4, CULVER 1, Opp (9). Pickoffs - Team (2), RODGERS 2.																
*4/1	at Jacksonville St.	l 3-7	SBA/ATT - RODGERS (18-22), ROBINSON (10-14), CAMPBELL (11-14), CULVER (9-13), VAN DUYSE (6-7), BARRETT (0-1).																
*4/1	at Jacksonville St.	l 6-10																	
*4/8	at UT Martin	w 5-4																	
*4/8	at UT Martin	l 4-6	Score by innings	1	2	3	4	5	6	7	8	Total							
*4/9	at Southeast Mo. St.	w 11-6	Murray St.	33	24	33	39	42	25	27	3	226							
*4/9	at Southeast Mo. St.	w 6-1	Opponents	24	23	29	19	29	18	18	2	162							
*4/14	TENNESSEE TECH	l 2-3																	
*4/14	TENNESSEE TECH	w 3-2	Win-loss breakouts: Day 24-12; Night 6-2; vs Left 6-1; vs Right 24-13;																
4/19	MEMPHIS	w 3-0	1-run games 8-2; 2-run games 3-4; 5+run games 12-5; Extra inns 2-1; Shutouts 7-5.																

* = Conference game

1 = 2017 Mercer Invitational (Macon, Ga.)

2 = 2017 Mardi Gras Invitational (Mobile, Ala.)

3 = 2017 Samford/UAB Classic (Birmingham, Ala.)

4 = 2017 Coach B Classic (Carbondale, Ill.)

5 = 2017 Racer Classic (Murray, Ky.)

6 = 2017 Matador Classic (Northridge, Calif.)



2017 Murray State Softball **Statistics Summary for Murray St. (as of Apr 14, 2017)** **(OVC games only)**



Record: 6-5 Home: 3-2 Away: 3-3 OVC: 6-5

Date	Opponent	Score	Player	avg	slug	ob%	g	ab	r	h	2b	3b	hr	rbi	bb	so	sb	cs	e
*3/26	MOREHEAD ST.	w 5-1	TWADDLE, Jessica	.500	.806	.561	11	36	7	18	2	0	3	10	5	0	2	0	1
*3/26	MOREHEAD ST.	L 2-4	FINCK, Brenna	.429	.657	.545	11	35	16	15	1	2	1	3	8	4	1	1	5
*3/27	EASTERN KY.	w 3-0	RANBURGER, Kayl	.359	.359	.375	11	39	4	14	0	0	0	2	0	6	2	2	0
*4/1	at Jacksonville St.	L 3-7	RODGERS, Jocelyn	.306	.639	.324	11	36	4	11	3	0	3	8	1	4	0	0	0
*4/1	at Jacksonville St.	L 6-10	FEENEY, Maddy	.300	.300	.300	9	10	1	3	0	0	0	1	0	0	1	0	0
*4/8	at UT Martin	w 5-4	LEVINS, Cayla	.294	.382	.314	11	34	2	10	3	0	0	4	1	5	1	0	0
*4/8	at UT Martin	L 4-6	DOWNEY, Erika	.273	.409	.360	11	22	4	6	0	0	1	2	2	6	0	0	1
*4/9	at Southeast Mo. St.	w 11-6	CULVER, Madison	.238	.429	.217	8	21	1	5	1	0	1	6	0	4	0	0	0
*4/9	at Southeast Mo. St.	w 6-1	GLASS, Maggie	.219	.531	.324	11	32	3	7	1	0	3	5	5	7	1	0	4
*4/14	TENNESSEE TECH	L 2-3	BIALEK, Kristen	.211	.263	.286	11	19	4	4	1	0	0	1	2	4	3	0	0
*4/14	TENNESSEE TECH	w 3-2	ODOM, Taylor	.118	.118	.118	7	17	0	2	0	0	0	1	0	5	0	0	1

* = Conference game

Conference games		.000	.000	.000	8	8	1	0	0	0	0	0	0	0	0	0	0	0
1 = 2017 Mercer Invitational (Macon, Ga.)	JONES, Lexi	.000	.000	.167	7	5	1	0	0	0	0	0	1	1	2	0	0	0
2 = 2017 Mardi Gras Invitational (Mobile, Ala.)	KESEL, Leah	.000	.000	.000	8	2	2	0	0	0	0	0	0	1	0	0	0	0
3 = 2017 Samford/UAB Classic (Birmingham, Ala.)	RODGERSON, Jenny	.000	.000	.000	3	2	0	0	0	0	0	0	0	0	0	0	0	0
4 = 2017 Coach B Classic (Carbondale, Ill.)	BARRETT, Ellison	.000	.000	.000	2	0	0	0	0	0	0	0	0	0	0	0	0	0
5 = 2017 Racer Classic (Murray, Ky.)	VAN DUYSE, Amber	.000	.000	.000	4	0	0	0	0	0	0	0	0	0	0	0	0	0
6 = 2017 Matador Classic (Northridge, Calif.)	CAMPBELL, Haven	.000	.000	.000	6	0	0	0	0	0	0	0	0	0	0	0	0	0
	ROBINSON, Mason	.000	.000	.000	7	0	0	0	0	0	0	0	0	0	0	0	0	2
	Totals	.299	.462	.353	11	318	50	95	12	2	12	44	25	50	11	3	15	
	Opponents	.281	.376	.338	11	303	44	85	9	4	4	42	21	36	5	2	11	

LOB - Team (75), Opp (70). DP's turned - Team (10), Opp (1).

Player	era	w-l	app	gs	cg	sh	sv	ip	h	r	er	bb	so	avg	hr
ROBINSON, Mason	2.18	4-2	7	6	4	1	0	45.0	49	23	14	9	20	.268	2
CAMPBELL, Haven	8.53	1-3	6	3	0	0	1	10.2	15	13	13	6	9	.333	1
BARRETT, Ellison	0.00	0-0	1	0	0	0	0	1.0	0	0	0	0	0	.000	0
VAN DUYSE, Amber	2.90	1-0	4	2	1	0	0	19.1	21	8	8	6	7	.288	1
Totals	3.22	6-5	11	11	5	1	1	76.0	85	44	35	21	36	.281	4
Opponents	3.82	5-6	11	11	6	0	1	77.0	95	50	42	25	50	.299	12

PB - Team (1), RODGERS 1, Opp (2). SBA/ATT - RODGERS (4-4), VAN DUYSE (3-4), CULVER (1-3), CAMPBELL (1-2), ROBINSON (1-1).

Score by innings	1	2	3	4	5	6	7	8	Total
Murray St.	7	6	6	4	7	8	10	2	50
Opponents	5	10	8	1	5	4	9	2	44

Win-loss breakouts: Day 6-5; Night 0-0; vs Left 2-1; vs Right 4-4;
 1-run games 2-1; 2-run games 0-2; 5+run games 2-0; Extra inns 1-1; Shutouts 1-0.
 Current streak: Won 1; Longest winning streak: 2; Longest losing streak: 2.
 Attendance: Home 847 (avg 211); Away 2867 (avg 477); Total 3714 (avg 371).

2017 Murray State Softball
Team Game-by-Game for Murray St. (as of Apr 19, 2017)
Batting (All games)

Date	Opponent	ab	r	h	rbi	2b	3b	hr	tb	bb	ibb	sb	cs	hbp	sac	sf	gdp	k	po	a	e	lob	avg
Feb 10	at Mercer	31	9	8	7	0	0	4	20	2	0	3	0	0	1	0	0	8	21	13	2	4	.258
Feb 10	vs Portland St.	24	5	7	4	2	0	0	9	7	0	4	0	0	1	0	0	3	21	10	4	9	.273
Feb 11	vs Dayton	26	5	5	4	3	0	1	11	7	0	1	1	0	0	0	0	6	21	9	1	7	.247
Feb 11	vs Kent St.	25	5	8	5	1	0	0	9	6	0	1	0	0	0	0	0	1	15	6	1	8	.264
Feb 12	vs Kent St.	23	10	10	10	3	0	2	19	2	0	1	0	0	0	0	0	1	15	6	1	3	.295
Feb 17	vs Butler	21	9	9	7	0	1	0	11	1	0	2	0	1	0	1	0	1	15	8	1	3	.313
Feb 18	vs Jackson St.	34	10	14	7	4	0	2	24	3	0	2	0	1	0	1	0	0	21	15	4	8	.332
Feb 18	at South Ala.	28	3	8	2	2	0	0	10	2	0	0	0	0	1	0	0	5	18	13	2	7	.325
Feb 19	vs Butler	29	9	10	9	1	0	0	11	6	0	1	0	0	1	0	1	6	21	7	2	6	.328
Feb 19	vs McNeese	31	13	13	8	2	1	1	20	4	0	0	2	1	1	0	0	5	18	9	1	7	.338
Feb 24	at Samford	34	11	11	9	2	0	1	16	5	0	0	0	1	1	0	0	4	21	12	0	9	.337
Feb 25	vs Samford	34	3	8	3	1	0	1	12	3	0	3	0	1	1	0	0	7	24	13	0	13	.326
Feb 25	at UAB	25	0	6	0	0	0	0	6	2	0	1	0	0	1	0	0	4	18	11	3	7	.321
Feb 26	vs Iowa St.	36	11	13	9	2	0	3	24	7	0	1	0	0	0	0	0	5	21	11	4	11	.324
Feb 26	vs Indiana	30	4	9	1	0	0	1	12	0	0	0	0	0	2	0	0	9	21	12	2	7	.323
Mar 04	vs Northern Ill.	30	7	10	7	1	1	0	13	1	0	0	0	0	1	0	0	3	21	13	3	4	.323
Mar 04	vs Western Ill.	22	4	4	4	0	0	2	10	2	0	0	0	0	0	0	0	2	21	8	2	2	.317
Mar 05	vs Ill.-Chicago	23	1	7	0	1	0	0	8	1	0	0	0	0	2	0	0	3	21	10	3	7	.316
Mar 05	at Southern Ill.	32	8	11	8	1	0	1	15	0	0	1	0	1	0	0	0	6	21	10	1	4	.318
Mar 09	AUSTIN PEAY	26	3	8	2	1	0	0	9	1	0	4	0	0	0	0	1	2	21	13	1	6	.317

2017 Murray State Softball
Team Game-by-Game for Murray St. (as of Apr 19, 2017)
Pitching (All games)

Date	Opponent	ip	h	r	er	bb	so	2b	3b	hr	wp	bk	hbp	dp	ibb	score	w-l	sv	era
Feb 10	at Mercer	7.0	12	4	3	1	3	1	0	1	1	0	2	2	0	9-4	1-0	0	3.00
Feb 10	vs Portland St.	7.0	3	1	0	0	5	1	0	0	0	0	0	0	0	5-1	2-0	0	1.50
Feb 11	vs Dayton	7.0	9	2	2	1	3	1	0	0	0	0	0	0	0	5-2	3-0	0	1.67
Feb 11	vs Kent St.	5.0	10	14	13	9	0	1	0	4	0	1	0	0	0	5-14	3-1	0	4.85
Feb 12	vs Kent St.	5.0	5	0	0	0	2	0	0	0	0	0	0	2	0	10-0	4-1	0	4.06
Feb 17	vs Butler	5.0	1	1	0	1	3	0	0	0	0	0	1	1	0	9-1	5-1	0	3.50
Feb 18	vs Jackson St.	7.0	8	4	2	1	3	1	0	0	0	0	1	0	0	10-4	6-1	0	3.26
Feb 18	at South Ala.	6.0	13	8	8	4	0	1	0	0	1	0	0	1	0	3-8	6-2	0	4.00
Feb 19	vs Butler	7.0	13	4	4	0	6	2	0	0	0	0	0	0	0	9-4	7-2	0	4.00
Feb 19	vs McNeese	6.0	8	5	2	1	4	1	0	0	0	0	0	0	0	13-5	8-2	0	3.84
Feb 24	at Samford	7.0	3	0	0	0	0	0	0	0	0	0	0	0	0	11-0	9-2	0	3.45
Feb 25	vs Samford	8.0	5	2	2	0	4	0	0	0	0	0	0	0	0	3-2	10-2	0	3.27
Feb 25	at UAB	6.0	4	4	1	1	4	1	0	0	0	0	0	1	0	0-4	10-3	0	3.12
Feb 26	vs Iowa St.	7.0	7	4	2	2	5	3	0	0	0	0	1	0	0	11-4	11-3	0	3.03
Feb 26	vs Indiana	7.0	12	6	5	2	3	1	0	1	0	0	0	0	0	4-6	11-4	0	3.18
Mar 04	vs Northern Ill.	7.0	4	3	0	0	3	1	0	0	0	0	0	0	0	7-3	12-4	0	2.96
Mar 04	vs Western Ill.	7.0	8	3	3	2	7	0	0	1	0	0	0	0	0	4-3	13-4	1	2.96
Mar 05	vs Ill.-Chicago	7.0	3	0	0	2	5	0	0	0	0	0	0	0	0	1-0	14-4	1	2.79
Mar 05	at Southern Ill.	7.0	11	7	7	2	5	3	0	1	0	0	0	0	0	8-7	15-4	2	3.02
Mar 09	AUSTIN PEAY	7.0	5	1	1	0	5	2	0	0	0	0	0	0	0	3-1	16-4	2	2.92



**2017 Murray State Softball
Batting Analysis for Murray St. (as of Apr 19, 2017)
(All games Sorted by Player Name)**



Player	vs left			vs right			w/runners			w/bases empty			w/bases loaded			as leadoff			fly	gnd	fly/
	h	ab	avg	h	ab	avg	h	ab	avg	h	ab	avg	h	ab	avg	rch	op	pct	out	out	gnd
11 BIALEK, Kristen	3	9	.333	15	58	.259	9	36	.250	9	31	.290	2	3	.667	5	11	.455	14	22	0.6
24 CULVER, Madiso	2	10	.200	16	59	.271	10	42	.238	8	27	.296	2	5	.400	3	13	.231	24	15	1.6
23 DOWNEY, Erika	6	14	.429	17	81	.210	16	58	.276	7	37	.189	2	7	.286	4	19	.211	23	27	0.9
3 FEENEY, Maddy	0	5	.000	5	20	.250	2	11	.182	3	14	.214	0	0	---	2	6	.333	8	10	0.8
4 FINCK, Brenna	9	23	.391	50	12	.400	20	57	.351	39	91	.429	3	11	.273	40	72	.556	19	54	0.4
22 GLASS, Maggie	3	18	.167	27	10	.250	15	58	.259	15	68	.221	0	3	.000	14	33	.424	44	21	2.1
2 HOMANN, Jenny	0	1	.000	0	4	.000	0	2	.000	0	3	.000	0	0	---	0	1	.000	0	5	0.0
14 JONES, Lexi	1	2	.500	4	15	.267	2	8	.250	3	9	.333	0	0	---	0	4	.000	5	3	1.7
16 KESEL, Leah	0	5	.000	6	26	.231	5	20	.250	1	11	.091	0	2	.000	1	6	.167	4	9	0.4
8 LEVINS, Cayla	5	21	.238	39	10	.364	24	61	.393	20	67	.299	6	7	.857	11	23	.478	30	41	0.7
7 ODOM, Taylor	1	12	.083	25	81	.309	16	56	.286	10	37	.270	1	1	1.000	7	22	.318	34	14	2.4
28 RANBURGER, K	6	23	.261	41	11	.357	29	78	.372	18	60	.300	0	2	.000	12	29	.414	21	44	0.5
18 RODGERS, Jocel	10	25	.400	18	94	.191	16	75	.213	12	44	.273	3	5	.600	7	19	.368	49	27	1.8
1 TWADDLE, Jessi	8	23	.348	49	11	.434	35	86	.407	22	50	.440	2	5	.400	17	27	.630	49	27	1.8
21 YOUNG, Mallory	0	4	.000	0	7	.000	0	3	.000	0	8	.000	0	0	---	0	5	.000	6	2	3.0
Totals	54	195	.277	312	101	.308	199	651	.306	167	557	.300	21	51	.412	123	290	.424	330	321	1.0
Opponents	0	0	---	317	117	.269	174	571	.305	143	608	.235	7	37	.189	101	292	.346	193	478	0.4

Player	pinch hitting			w/runners in scoring pos			w/runner on 3rd and LT 2 out			with 2 outs			success adv runners			2- rnrns			rch	rch	
	h	ab	avg	h	ab	avg	rbi	op	pct	h	ab	avg	adv	op	pct	rbi	w/o	lob	err	fc	kl
11 BIALEK, Kristen	0	2	.000	6	24	.250	3	7	.429	6	19	.316	19	39	.487	0	6	13	3	4	3
24 CULVER, Madiso	2	7	.286	7	30	.233	6	9	.667	6	23	.261	20	47	.426	3	11	16	0	2	4
23 DOWNEY, Erika	0	0	---	16	41	.390	4	7	.571	12	41	.293	31	67	.463	6	6	44	5	5	5
3 FEENEY, Maddy	2	5	.400	2	8	.250	0	1	.000	1	9	.111	4	11	.364	1	3	6	0	0	1
4 FINCK, Brenna	0	0	---	11	37	.297	4	10	.400	13	44	.295	34	62	.548	9	10	30	7	4	0
22 GLASS, Maggie	0	0	---	8	39	.205	3	7	.429	6	43	.140	28	64	.438	6	6	31	7	4	9
2 HOMANN, Jenny	0	5	.000	0	1	.000	0	1	.000	0	0	---	1	3	.333	0	1	0	0	0	0
14 JONES, Lexi	4	13	.308	1	6	.167	3	4	.750	0	3	.000	6	11	.545	0	4	4	0	1	1
16 KESEL, Leah	0	2	.000	3	15	.200	3	7	.429	3	9	.333	11	24	.458	0	3	8	3	0	4
8 LEVINS, Cayla	0	0	---	13	40	.325	6	12	.500	12	41	.293	44	67	.657	6	20	16	4	2	3
7 ODOM, Taylor	1	3	.333	12	41	.293	6	10	.600	9	31	.290	31	62	.500	7	14	21	4	4	5
28 RANBURGER, K	0	0	---	9	37	.243	3	7	.429	11	36	.306	44	82	.537	6	13	21	6	7	10
18 RODGERS, Jocel	0	0	---	12	52	.231	5	14	.357	10	45	.222	28	76	.368	14	8	32	3	5	4
1 TWADDLE, Jessi	0	0	---	20	47	.426	3	7	.429	18	42	.429	50	92	.543	12	12	23	3	3	1
21 YOUNG, Mallory	0	3	.000	0	2	.000	0	0	---	0	3	.000	0	3	.000	0	0	3	0	1	1
Totals	9	40	.225	120	420	.286	49	103	.476	107	389	.275	351	710	.494	70	117	275	45	42	51
Opponents	3	35	.086	109	344	.317	43	81	.531	102	387	.264	310	620	.500	54	97	255	50	49	44

Success Advancing Runners = percentage of times the batter advanced at least one runner during a plate appearance
 #Rnrns Adv w/Out = TOTAL number of runners advanced when the player made an out

Player	vs left			vs right			w/runners			w/bases empty			vs leadoff			with 2 outs			fly	gnd	fly/
	h	ab	avg	h	ab	avg	h	ab	avg	h	ab	avg	rch	op	pct	h	ab	avg	out	out	gn
9 BARRETT, Ellison	3	7	.429	10	25	.400	12	20	.600	1	12	.083	2	6	.333	2	8	.250	7	8	0.0
19 CAMPBELL, Hav	40	10	.385	62	25	.246	52	17	.295	50	18	.278	33	88	.375	33	11	.277	65	129	0.3
20 VAN DUYSE, Am	13	40	.325	30	94	.319	26	74	.351	17	60	.283	13	32	.406	19	52	.365	39	48	0.1
17 ROBINSON, Mas	63	21	.290	96	44	.218	84	30	.279	75	35	.211	53	16	.319	48	20	.231	82	293	0.7
Totals	119	368	.323	198	811	.244	174	571	.305	143	608	.235	101	292	.346	102	387	.264	193	478	0.4
Opponents	174	516	.337	192	692	.277	199	651	.306	167	557	.300	123	290	.424	107	389	.275	330	321	1.0

Player	ap	qs	ip/app	*h/g	*r/g	*er/g	*bb/	*so/	k/bb	*2b/	*3b/	*hr/g	*fo/g	*go/	*bf/g	sba	att	pct	
9 BARRETT, Ellis	5	0		1.40	13.0	14.0	12.0	7.00	3.00	0.4	2.00	0.00	3.00	7.00	8.00	41.0	0	1	.00
19 CAMPBELL, H	21	16		4.14	8.21	4.34	4.02	1.61	4.59	2.9	1.21	0.24	0.56	5.23	10.3	31.3	11	14	.78
20 VAN DUYSE,	10	2		3.30	9.12	5.30	5.09	4.03	1.48	0.4	1.27	0.21	0.64	8.27	10.1	34.1	6	7	.85
17 ROBINSON, M	29	26		5.69	6.75	2.93	1.87	1.06	3.86	3.6	0.89	0.08	0.13	3.48	12.4	29.7	10	14	.71
Totals	44	44		6.64	7.60	3.88	3.12	1.70	3.79	2.2	1.05	0.14	0.38	4.63	11.4	30.9	27	36	.75
Opponents	44	44		6.55	8.90	5.49	3.89	2.60	4.38	1.7	1.29	0.27	0.85	8.02	7.80	33.1	45	55	.81

* = average based on 7-inning game



2017 Murray State Softball
Miscellaneous Stats for Murray St. (as of Apr 19, 2017)
(All games)



Multiple Hit Games	2	3	4	5+	Total
1 TWADDLE, Jessica	16	3	1	-	20
4 FINCK, Brenna	12	5	-	-	17
8 LEVINS, Cayla	12	2	-	-	14
28 RANBURGER, Kayle	5	5	-	-	10
7 ODOM, Taylor	5	1	1	-	7
18 RODGERS, Jocelynn	5	1	-	-	6
22 GLASS, Maggie	4	-	-	-	4
23 DOWNEY, Erika	3	1	-	-	4
11 BIALEK, Kristen	3	-	-	-	3
24 CULVER, Madison	3	-	-	-	3
16 KESEL, Leah	2	-	-	-	2
3 FEENEY, Maddy	1	-	-	-	1
TEAM	71	18	2	0	91

Multiple RBI Games	2	3	4	5+	Total
1 TWADDLE, Jessica	6	3	-	-	9
22 GLASS, Maggie	6	1	-	-	7
7 ODOM, Taylor	4	2	1	-	7
18 RODGERS, Jocelynn	3	1	2	-	6
8 LEVINS, Cayla	4	1	-	-	5
23 DOWNEY, Erika	5	-	-	-	5
4 FINCK, Brenna	2	2	-	-	4
24 CULVER, Madison	4	-	-	-	4
28 RANBURGER, Kayle	2	-	-	-	2
14 JONES, Lexi	1	-	-	-	1
TEAM	37	10	3	0	50

Player	GS	Position											Batting Order								
		p	c	1b	2b	3b	ss	lf	cf	rf	of	dh	1st	2nd	3rd	4th	5th	6th	7th	8th	9th
1 TWADDLE, Jess	44	.	.	39	5	.	.	44
23 DOWNEY, Erika	44	.	.	.	44	44
8 LEVINS, Cayla	44	44	7	37	.	.	.
4 FINCK, Brenna	44	44	44
22 GLASS, Maggie	44	44	5	32	7	.	.
28 RANBURGER, K	42	42	31	11	.
18 RODGERS, Joc	35	.	31	4	.	.	.	17	17	1	.	.	.
7 ODOM, Taylor	31	.	.	5	26	.	.	.	23	8
17 ROBINSON, Ma	26	26
11 BIALEK, Kriste	22	1	21	.	.	.	12	10	.
24 CULVER, Madis	21	.	13	8	.	.	.	4	13	4	.	.	.
19 CAMPBELL, Ha	16	16
16 KESEL, Leah	12	1	11	.	.	.	1	11	.
3 FEENEY, Maddy	10	10	10	.
21 YOUNG, Mallor	2	2	2	.
20 VAN DUYSE, A	2	2
14 JONES, Lexi	1	1	1

HITTING STREAKS

Player	Longest	Current
Brenna Finck	15	7
Kaylee Ranburger	9	1
Jessica Twaddle	9	1
Kristen Bialek	7	---
Erika Downey	7	---
Cayla Levins	7	---
Taylor Odom	6	---
Madison Culver	5*	1
Maggie Glass	5	---
Jocelynn Rodgers	4	4
Lexi Jones	2	---
Leah Kesel	2	---

*Streak dates back to 2016 season

REACHED BASE STREAKS

Player	Longest	Current
Cayla Levins	20	---
Brenna Finck	17	17
Taylor Odom	14*	---
Jessica Twaddle	11*	8
Kristen Bialek	9	---
Kaylee Ranburger	9	1
Erika Downey	8	2
Maggie Glass	7	1
Jocelynn Rodgers	7	4
Madison Culver	6*	1
Leah Kesel	4	---
Lexi Jones	3	---
Maddy Feeney	2	---
Jenny Homann	2	---

*Streak dates back to 2016 season



2017 Murray State Softball
Miscellaneous Stats for Murray St. (as of Apr 19, 2017)
(All games)



Starting Lineup By Position
(Team W-L record when starter)

PITCHER:

17 ROBINSON, Maso	26	(19-7)
19 CAMPBELL, Haven	16	(9-7)
20 VAN DUYSE, Amb	2	(2-0)

CATCHER:

18 RODGERS, Jocely	31	(22-9)
24 CULVER, Madison	13	(8-5)

FIRST BASE:

1 TWADDLE, Jessica	39	(28-11)
7 ODOM, Taylor	5	(2-3)

SECOND BASE:

23 DOWNEY, Erika	44	(30-14)
------------------	----	---------

THIRD BASE:

4 FINCK, Brenna	44	(30-14)
-----------------	----	---------

SHORTSTOP:

22 GLASS, Maggie	44	(30-14)
------------------	----	---------

LEFT FIELD:

8 LEVINS, Cayla	44	(30-14)
-----------------	----	---------

CENTER FIELD:

28 RANBURGER, Kayl	42	(28-14)
11 BIALEK, Kristen	1	(1-0)
16 KESEL, Leah	1	(1-0)

RIGHT FIELD:

11 BIALEK, Kristen	21	(13-8)
16 KESEL, Leah	11	(8-3)
3 FEENEY, Maddy	10	(8-2)
21 YOUNG, Mallory	2	(1-1)

DESIGNATED HITTER:

7 ODOM, Taylor	26	(20-6)
24 CULVER, Madison	8	(5-3)
1 TWADDLE, Jessica	5	(2-3)
18 RODGERS, Jocely	4	(2-2)
14 JONES, Lexi	1	(1-0)

Starting Lineup By Lineup Spot
(Team W-L record when starter)

LEADOFF:

4 FINCK, Brenna	44	(30-14)
-----------------	----	---------

2ND SPOT:

28 RANBURGER, Kayl	31	(23-8)
11 BIALEK, Kristen	12	(6-6)
16 KESEL, Leah	1	(1-0)

3RD SPOT:

1 TWADDLE, Jessica	44	(30-14)
--------------------	----	---------

CLEANUP:

7 ODOM, Taylor	23	(18-5)
18 RODGERS, Jocely	17	(9-8)
24 CULVER, Madison	4	(3-1)

5TH SPOT:

18 RODGERS, Jocely	17	(14-3)
24 CULVER, Madison	13	(7-6)
7 ODOM, Taylor	8	(4-4)
22 GLASS, Maggie	5	(4-1)
14 JONES, Lexi	1	(1-0)

6TH SPOT:

22 GLASS, Maggie	32	(21-11)
8 LEVINS, Cayla	7	(5-2)
24 CULVER, Madison	4	(3-1)
18 RODGERS, Jocely	1	(1-0)

7TH SPOT:

8 LEVINS, Cayla	37	(25-12)
22 GLASS, Maggie	7	(5-2)

8TH SPOT:

16 KESEL, Leah	11	(8-3)
28 RANBURGER, Kayl	11	(5-6)
3 FEENEY, Maddy	10	(8-2)
11 BIALEK, Kristen	10	(8-2)
21 YOUNG, Mallory	2	(1-1)

9TH SPOT:

23 DOWNEY, Erika	44	(30-14)
------------------	----	---------



**2017 Murray State Softball
Games Summary for Murray St. (as of Apr 19, 2017)
(All games)**



Score by innings	1	2	3	4	5	6	7	8	Total
Murray St.	33	24	33	39	42	25	27	3	226
Opponents	24	23	29	19	29	18	18	2	162

Record when ...

Overall	30-14	After 4 leading	22-2
Conference	6-5 trailing	5-11
Non-Conference	24-9 tied	3-1
Home games	11-2	After 5 leading	24-3
Away games	6-8 trailing	1-10
Neutral site	13-4 tied	3-0
Day games	24-12	After 6 leading	22-3
Night games	6-2 trailing	1-9
vs Left starter	6-1 tied	2-0
vs Right starter	24-13		
1-Run games	8-2	Hit 0 home runs	13-9
2-Run games	3-4	... 1 home run	10-2
5+Run games	12-5	... 2+ home runs	7-3
Extra innings	2-1		
Shutouts	7-5	Opponent 0 home runs	25-8
	 1 home run	5-3
Scoring 0-2 runs	4-7 2+ HRs	0-3
..... 3-5 runs	11-5		
..... 6-9 runs	9-2	Made 0 errors	5-3
..... 10+ runs	6-0 1 error	15-5
	 2+ errors	10-6
Opponent 0-2 runs	19-2		
..... 3-5 runs	9-3	Opp. made 0 errors	9-7
..... 6-9 runs	2-5 1 error	5-2
..... 10+ runs	0-4 2+ errors	16-5
Scored in 1st inning	13-3	Out-hit opponent	22-3
Opp. scored in 1st	6-7	Out-hit by opponent	6-11
Scores first	21-5	Hits are tied	2-0
Opp. scores first	9-9		

Record when team scores:

Runs	0	1	2	3	4	5	6	7	8	9	10+
W-L	0-5	1-0	3-2	5-2	1-2	5-1	1-1	2-1	1-0	5-0	6-0

Record when opponent scores:

Runs	0	1	2	3	4	5	6	7	8	9	10+
W-L	7-0	8-1	4-1	2-1	5-2	2-0	1-2	1-2	0-1	0-0	0-4

Record when leading after:

Inn.	1	2	3	4	5	6
W-L	12-2	17-2	19-2	22-2	24-3	22-3

Record when trailing after:

Inn.	1	2	3	4	5	6
W-L	4-6	5-8	6-9	5-11	1-10	1-9

Record when tied after:

Inn.	1	2	3	4	5	6
W-L	14-6	8-4	5-3	3-1	3-0	2-0

Current winning streak: 2
Longest winning streak: 12
Longest losing streak: 4

Home attendance : 2557 (12 dates avg = 213)
Away attendance : 7066 (31 dates avg = 227)
Total attendance: 9623 (43 dates avg = 223)



**JESSICA
TWADDLE**

IF • R/R • 5-6 • Sr.
Franklin, Tenn.



**JENNY
HOMANN**

IF/C • R/R • 5-9 • Fr.
Freeburg, Ill.



**MADDY
FEENEY**

OF • L/R • 5-3 • Jr.
Morris, Ill.



**BRENNA
FINCK**

IF • L/R • 5-4 • So.
Maroa, Ill.



**TAYLOR
ODOM**

IF • R/R • 5-10 • Sr.
Goreville, Ill.



**CAYLA
LEVINS**

OF • S/R • 5-8 • Sr.
Jacksonville, Fla.



**ELLISON
BARRETT**

P/OF • L/R • 5-7 • Fr.
Florence, Ala.



**KRISTEN
BIALEK**

OF/U • L/R • 5-2 • Fr.
Downers Grove, Ill.



**LEXI
JONES**

IF • R/R • 5-8 • Fr.
Eldersburg, Md.




**LEAH
KESEL**

OF • L/R • 5-8 • So.
Loose Creek, Mo.




**MASON
ROBINSON**

OF • R/R • 6-1 • Sr.
Lewis Center, Ohio



**JOCELYNN
RODGERS**

C • R/R • 6-1 • Sr.
Cypress, Calif.



**HAVEN
CAMPBELL**

P • R/R • 6-1 • Jr.
Gurley, Ala.



**AMBER
VAN DUYSE**

P • R/R • 5-11 • So.
De Pere, Wis.



**MALLORY
YOUNG**

OF • R/R • 5-5 • Sr.
Benton, Ky.



**MAGGIE
GLASS**

IF • R/R • 5-6 • Sr.
Hopkinsville, Ky.



**ERIKA
DOWNEY**

IF • R/R • 5-3 • Jr.
Louisville, Ky.



**MADISON
CULVER**

IF/C • R/R • 5-7 • So.
Riverview, Fla.



**KAYLEE
RANBURGER**

OF • L/R • 5-5 • Fr.
Owensboro, Ky.



**KARA
AMUNDSON**

5th Season
DePaul '07



**ASHLEY
GILLAND**

5th Season.
Western Ill. '07



**LAURA
WINTER**

1st Season
Notre Dame '14