



# MURRAY STATE (10-22, 0-4) VS. SEMO (19-11, 3-1)/UT MARTIN (17-20, 2-4)

Sun.-Mon., April 8-9, 2018; 1 p.m./4 p.m.

Murray, Ky. (Racer Field)

Live Video: [OVCDigitalNetwork.com](http://OVCDigitalNetwork.com)

Live Audio: None

## 2018 MURRAY STATE SCHEDULE

| Date          | Opponent                        | Time /Result     |
|---------------|---------------------------------|------------------|
| Feb. 9        | vs. ETSU <sup>1</sup>           | W 16-6           |
| Feb. 10       | at Ga. Southern <sup>1</sup>    | L 4-5            |
| Feb. 10       | vs. ETSU <sup>1</sup>           | L 5-7            |
| Feb. 11       | vs. Radford <sup>1</sup>        | L 2-4            |
| Feb. 16       | vs. Drake <sup>2</sup>          | W 5-3            |
| Feb. 16       | at Mississippi St. <sup>2</sup> | L 1-6            |
| Feb. 17       | vs. South Ala. <sup>2</sup>     | W 4-1            |
| Feb. 18       | vs. South Ala. <sup>2</sup>     | L 1-3            |
| Feb. 23       | vs. #16 Ole Miss <sup>3</sup>   | L 2-4            |
| Feb. 23       | vs. UAB <sup>3</sup>            | W 4-2 (9)        |
| Feb. 24       | vs. Tennessee Tech <sup>3</sup> | W 21-0 (5)       |
| Feb. 24       | at Troy <sup>3</sup>            | L 2-3            |
| Feb. 25       | vs. UAB <sup>3</sup>            | L 2-6            |
| Mar. 2        | vs. Northern Ill. <sup>4</sup>  | L 0-3            |
| Mar. 2        | at Southern Ill. <sup>4</sup>   | W 5-3            |
| Mar. 3        | vs. Illinois <sup>4</sup>       | L 2-7            |
| Mar. 3        | vs. Northern Ill. <sup>4</sup>  | L 3-7            |
| Mar. 4        | at Southern Ill. <sup>4</sup>   | L 0-8 (6)        |
| Mar. 9        | RHODE ISLAND <sup>5</sup>       | W 2-0            |
| Mar. 9        | OAKLAND <sup>5</sup>            | W 7-6 (9)        |
| Mar. 10       | ILL.-CHICAGO <sup>5</sup>       | L 2-3            |
| Mar. 16       | vs. Northern Colo. <sup>6</sup> | L 2-5            |
| Mar. 16       | at Kansas <sup>6</sup>          | W 9-0 (6)        |
| Mar. 17       | vs. Western Ill. <sup>6</sup>   | L 0-6            |
| Mar. 17       | vs. UMKC <sup>6</sup>           | L 1-4            |
| Mar. 18       | vs. Saint Louis <sup>6</sup>    | L 3-7            |
| Mar. 20       | at Saint Louis                  | L 4-5            |
| Mar. 23       | Eastern Ky.* (DH)               | L 3-4, L 3-4 (8) |
| Mar. 30       | JACKSONVILLE ST.* (DH)          | L 3-9, L 0-5     |
| Apr. 4        | WESTERN KY.                     | W 10-6           |
| <b>Apr. 8</b> | <b>SOUTHEAST MO.* (DH)</b>      | <b>1 p.m.</b>    |
| <b>Apr. 9</b> | <b>UT MARTIN* (DH)</b>          | <b>4 p.m.</b>    |
| Apr. 11       | SOUTHERN ILL.                   | 4 p.m.           |
| Apr. 14       | at Tennessee Tech* (DH)         | 1 p.m.           |
| Mar. 15       | at Morehead St.* (DH)           | 12 p.m.          |
| Apr. 18       | at Memphis                      | 5 p.m.           |
| Apr. 21       | at Tennessee St.* (DH)          | 1 p.m.           |
| Apr. 22       | at Belmont* (DH)                | 1 p.m.           |
| Apr. 28       | EASTERN ILL.* (DH)              | 1 p.m.           |
| Apr. 29       | SIUE* (DH)                      | 1 p.m.           |
| May 4         | AUSTIN PEAY* (DH)               | 1 p.m.           |
| May 9-12      | OVC Tournament <sup>7</sup>     | TBA              |

\* - OVC Contest

<sup>1</sup> - 2018 Eagle Round Robin Invitational (Statesboro, Ga.)

<sup>2</sup> - 2018 February Freezer (Starkville, Miss.)

<sup>3</sup> - 2018 Trojan Classic (Troy, Ala.)

<sup>4</sup> - 2018 Coach B Classic (Carbondale, Ill.)

<sup>5</sup> - 2018 Racer Classic (Murray, Ky.)

<sup>6</sup> - 2018 Rock Chalk Challenge (Lawrence, Kan.)

<sup>7</sup> - 2018 OVC Tournament (Oxford, Ala.)

Home games in ALL CAPS

All Times Central

Current game(s) in bold italics

## MURRAY STATE PROBABLE STARTERS



## 2018 OVC STANDINGS

| Team                | OVC        | Overall      |
|---------------------|------------|--------------|
| Eastern Illinois    | 4-0        | 24-8         |
| Austin Peay         | 5-1        | 21-10        |
| SIUE                | 5-1        | 14-11        |
| Jacksonville State  | 5-1        | 18-16        |
| Southeast Missouri  | 3-1        | 19-11        |
| Eastern Kentucky    | 3-1        | 20-12        |
| Morehead State      | 2-2        | 18-8         |
| UT Martin           | 2-4        | 17-20        |
| Belmont             | 1-3        | 20-8         |
| <b>Murray State</b> | <b>0-4</b> | <b>10-22</b> |
| Tennessee Tech      | 0-6        | 9-23         |
| Tennessee State     | 0-6        | 3-32         |

*Standing as of Apr. 5, 2018*

## QUICK HIT

| Category      | Team  | Opp.  | Leader           |
|---------------|-------|-------|------------------|
| Batting Avg.  | .234  | .280  | Gilmore - .313   |
| Slugging %    | .334  | .403  | Goetz - .485     |
| On-Base %     | .313  | .331  | Finck - .405     |
| Runs          | 127   | 141   | Finck - 22       |
| Hits          | 194   | 242   | Gilmore - 31     |
| Walks         | 91    | 64    | Finck - 15       |
| Doubles       | 33    | 41    | Goetz - 11       |
| Triples       | 7     | 9     | Goetz - 3        |
| Home Runs     | 12    | 16    | Jones - 5        |
| RBIs          | 107   | 126   | Gilmore - 21     |
| SB/SBA        | 30/37 | 13/21 | Striegel - 8     |
| ERA           | 3.79  | 2.89  | Suski - 3.35     |
| Wins          | 10    | 22    | Campbell - 6     |
| Saves         | 3     | 4     | Van Duyse - 2    |
| Strikeouts    | 98    | 160   | Campbell - 46    |
| Opp. Avg.     | .280  | .234  | Van Duyse - .266 |
| Fielding Pct. | .957  | .966  | 5 Players - 1.00 |

## 2018 RECORD BREAKDOWN

*All stats are from 2018*

|                | Record | Home | Away | Neutral | Extras |
|----------------|--------|------|------|---------|--------|
| <b>Overall</b> | 10-22  | 3-3  | 2-7  | 5-12    | 2-1    |
| <b>OVC</b>     | 0-4    | 0-2  | 0-2  | 0-0     | 0-1    |

## SEASON STREAKS

Overall: W1      Home: W1      Away: L3      Neutral: L8      Extras: L1

## SEASON-HIGH WON/LOST STREAKS

Overall: W2/L8      Home: W2/L3      Away: W1/L3      Neutral: W2/L8      Extras: W2/L1

## UPCOMING SCHEDULE

| DATE    | OPPONENT            | SITE                                    | TIME    | WEB            |
|---------|---------------------|---|---------|----------------|
| Apr. 8  | Southeast Mo. (DH)  | Racer Field; Murray, Ky.                | 1 p.m.  | OVCDN          |
| Apr. 11 | Southern Ill.       | Racer Field; Murray, Ky.                | 4 p.m.  | OVCDN          |
| Apr. 14 | Tennessee Tech (DH) | Tech Softball Field; Cookeville, Tenn.  | 1 p.m.  | OVCDN          |
| Apr. 15 | Morehead St. (DH)   | University Field; Morehead, Ky.         | 12 p.m. | OVCDN          |
| Apr. 18 | Memphis             | Tigers Softball Complex; Memphis, Tenn. | 5 p.m.  | GoTigersGo.com |

## PREVIOUSLY ON... RACER SOFTBALL

**vs. Western Kentucky (W 10-6)**

**Apr. 4, 2018 at Racer Field**

MURRAY, Ky. - The Racers used six runs in the fifth inning of Wednesday's game to rally past Western Kentucky, 10-6. Lexi Jones went 2-for-2 in the game with a run, two RBIs and two walks, while Brenna Finck and Sierra Gilmore also had two hits each. Amber Van Duyse got the complete game win in the circle with four earned runs and three strikeouts over seven innings. The win put an end to eight-game skid by the Racers and moved MSU to 3-8 all-time against WKU.

## THIS WEEKEND'S OPPONENTS:

**vs. Southeast Missouri Redhawks**

**Apr. 8, 2018**

**1 p.m. (DH)**


**Racer Field**

**SERIES HISTORY:** The Racers will enter Sunday on a three-game win streak in the series and now lead Southeast Missouri 15-7 all-time. Murray State is also 9-2 all-time against the Redhawks in Murray, having won the last four meetings, and have never lost to them at Racer Field, where they are 3-0.

**SCOUTING THE REDHAWKS:** After falling in a midweek game at Southern Illinois, Southeast Missouri is now 19-12 and 3-1 in the OVC. Mykael Arellanes, Abby Tillotson and Rachel Anderson are all batting over .200 for SEMO this year with Arellanes leading the way at .360 and Tillotson following at .342 and .330, respectively. As a team, the Redhawks are batting .268, while opponents are hitting .270. In the circle, SEMO has a 3.73 staff ERA and are led by Madeline Krumrey who is 10-3 with a 3.61 ERA, 61 strikeouts, 28 walks and an opponent's batting average of .268.


### MURRAY STATE AT SOUTHEAST MISSOURI

### RACERS - 15 WINS, REDHAWKS - 7 WINS

|  |   |  |   |
|--|---|--|---|
|               | <b>Southeast Missouri Quick Facts</b>   |  |   |
|  | <b>Founded:</b> 1873<br><b>Location:</b> Cape Girardeau, Mo.<br><b>Colors:</b> Red & Black<br><b>Enrollment:</b> 12,087 | <b>Conference:</b> Ohio Valley<br><b>Field:</b> Southeast Softball Complex<br><b>2017 Rec.:</b> 23-27 (8-14, 9th OVC)<br><b>Postseason:</b> None | <b>Head Coach:</b> Mark Redburn<br><b>Alma Mater:</b> Mo.-St. Louis '93<br><b>Overall Record (season):</b> 167-274 (9th)<br><b>SEMO Record (season):</b> 77-99 (4th)                  |
| <b>Last 3 vs. SEMO:</b><br>4/9/17 @SEMO W 11-6<br>4/9/17 @SEMO W 6-1<br>3/20/16 @SEMO W 16-5 (5) | <b>Current Streaks vs. SEMO:</b><br><b>Overall:</b> Won 3<br><b>Home:</b> Won 4<br><b>Away:</b> Won 3                   | <b>All-Time vs. SEMO:</b><br><b>Home:</b> 9-2<br><b>Away:</b> 6-5<br><b>Neutral:</b> 0-0   | <b>MSU-SEMO Series Misc.:</b><br><b>First Meeting:</b> 4/17/10 @MSU W 9-1 (5)<br><b>Largest MSU Win:</b> 3/20/16 @SEMO W 16-5 (5)<br><b>Largest SEMO Win:</b> 3/19/16 @SEMO L 1-9 (6) |

**SERIES HISTORY:** With a win in the last game in Martin last season, the Skyhawks snapped a seven-game winning streak in the series by the Racers to retake the overall series lead at 14-13. Since Kara Amundson took over as skipper in 2013, the Racers have won 10 of the 15 meetings with UT Martin and are now 4-4 all-time in the series in Murray and 2-2 at Racer Field.

**SCOUTING THE SKYHAWKS:** With a .330 average, senior Jodie Duncan leads the Skyhawks this season, who will enter the weekend at 19-20 overall and 2-4 in the OVC. Ali Fulcher has been the power hitter for UT Martin this year as she has a team high 20 RBIs and five home runs. As a team, the Skyhawks are hitting .265 and allowing 2.75 earned runs per game, while opponents are hitting .271 against them. Caitlin Karo and Hannah Ridolfi have split the bulk of the time in the circle for UTM this season with Karo standing at 10-7 with a 2.14 ERA and Ridolfi at 7-10 with a 2.45 ERA.

| MURRAY STATE AT UT MARTIN   |   | SKYHAWKS - 14 WINS, RACERS - 13 WINS  |   |
|---|---|---|---|
|        | <b>UT Martin Quick Facts</b><br><b>Founded:</b> 1900<br><b>Location:</b> Martin, Tenn.<br><b>Colors:</b> Navy Blue & Orange<br><b>Enrollment:</b> 6,705 |   |   |
|   | <b>Conference:</b> Ohio Valley<br><b>Field:</b> Bettye Giles Field<br><b>2017 Rec.:</b> 39-20 (13-5, 2nd OVC)<br><b>Postseason:</b> NISC Regional       | <b>Head Coach:</b> Donley Canary<br><b>Alma Mater:</b> Tennessee Tech '78<br><b>Overall Record (season):</b> 544-410-2 (17th)<br><b>UTM Record (season):</b> Same |   |
| <b>Last 3 vs. UTM:</b><br>4/8/17 @UTM L 4-6<br>4/8/17 @UTM W 5-4<br>5/13/16 @CHOC W 2-0 | <b>Current Streaks vs. UTM:</b><br><b>Overall:</b> Lost 1<br><b>Home:</b> Won 2<br><b>Away:</b> Lost 1  | <b>All-Time vs. UTM:</b><br><b>Home:</b> 4-4<br><b>Away:</b> 6-8<br><b>Neutral:</b> 3-2   | <b>MSU-UTM Series Misc.:</b><br><b>First Meeting:</b> 3/27/10 @MSU W 10-7<br><b>Largest MSU Win:</b> 5/1/16 @MSU W 5-0<br><b>Largest UTM Win:</b> 3/13/11 @UTM L 6-14 (5) |

## 2018 MURRAY STATE ROSTER

| No.   | Player            | Pos. | B/T | Ht.  | Yr. | Hometown (Previous School)                   |
|-------|-------------------|------|-----|------|-----|--|
| 1     | Jenny Homann      | IF/U | R/R | 5-9  | So. | Freeburg, Ill. (Freeburg Community HS)       |
| 2     | Lillie Goetz      | IF   | L/R | 5-3  | Jr. | Owensboro, Ky. (Louisville)                  |
| 3     | Maddy Feeney      | OF   | L/R | 5-3  | Sr. | Morris, Ill. (Morris Community HS)           |
| 4     | Brenna Finck      | IF   | L/R | 5-4  | Jr. | Maroa, Ill. (Maroa-Forsyth HS)               |
| 7     | Macey Hale        | C/IF | R/R | 5-10 | Fr. | Center City, Ky. (Muhlenburg County HS)      |
| 8     | Logan Braundmeier | OF/U | R/R | 5-8  | Fr. | Aviston, Ill. (Mater Dei HS)                 |
| 9     | Ellison Barrett   | P/OF | L/R | 5-7  | So. | Florence, Ala. (Florence HS)                 |
| 10    | Olivia Suski      | P/IF | R/R | 5-10 | Fr. | Louisville, Ky. (Male HS)                    |
| 11    | Kristen Bialek    | OF/U | L/R | 5-2  | So. | Downers Grove, Ill. (Downers Grove South HS) |
| 12    | Sierra Gilmore    | IF   | R/R | 5-11 | Fr. | Williamsburg, Ind. (Northeastern HS)         |
| 14    | Lexi Jones        | IF   | R/R | 5-8  | So. | Eldersburg, Md. (Liberty HS)                 |
| 16    | Leah Kesel        | OF   | L/R | 5-8  | Jr. | Loose Creek, Mo. (Fatima HS)                 |
| 18    | Dani Walls        | C    | R/R | 5-8  | Fr. | Louisville, Ky. (Male HS)                    |
| 19    | Haven Campbell    | P    | R/R | 6-1  | Sr. | Gurley, Ala. (Madison County HS)             |
| 20    | Amber Van Duyse   | P    | R/R | 5-11 | Jr. | De Pere, Wis. (West De Pere HS)              |
| 23    | Erika Downey      | IF   | R/R | 5-3  | Sr. | Louisville, Ky. (Mercy Academy)              |
| 24    | Madison Culver    | C/IF | R/R | 5-7  | Jr. | Riverview, Fla. (East Bay HS)                |
| 28/13 | Grace Vaughn      | P    | R/R | 5-7  | Jr. | Herod, Ill. (John A. Logan)                  |
| 33/22 | Jensen Striegel   | OF   | L/R | 5-6  | Fr. | Floyds Knob, Ind. (Floyds Knob HS)           |

**Head Coach:** Kara Amundson (DePaul, 2007), 6th Season

**Assistant Coaches:** Ashley Gilland (Western Illinois, 2007), 6th Season;

Laura Winter (Notre Dame, 2014), 2nd Season; Jessica Twaddle (Murray St., 2017), 1st Season

### Pronunciation Guide

|                        |              |                       |                 |
|------------------------|--------------|-----------------------|-----------------|
| Kara AMUNDSON .....    | Ah-mund-son  | LEAH KESEL .....      | Lee-uh Key-suhl |
| Kristen BIALEK.....    | Buy-uh-leck  | Jensen STRIEGEL.....  | Stree-guhl      |
| Logan BRAUNDMEIER..... | Browned-myer | Olivia SUSKI.....     | Sus-key         |
| Brenna FINCK.....      | Fink         | Amber VAN DUYSE ..... | Van Dice        |
| Lillie GOETZ .....     | Gates        |                       |                 |

## THE INSIDE TRACK

### CURRENT NOTES

#### WEATHER FORECAST

After possible snow on Saturday, there will be some sun Sunday, despite a high of just 48. In addition to winds of the east northeast at 6-9 mph there will be a 25-percent chance precipitation. On Monday, temps will be considerably warmer, with highs in the low 60s, and the winds will be a touch lighter, coming out of the west northwest at 5-8 mph.

#### STREAKING

With two hits Wednesday, Brenna Finck extended both her hitting streak and reached base streak to team season-highs. Finck has now tallied a hit in seven straight games and reached base safely in eight.

#### BATTLING BACK

Wednesday's win marked just the second time this season that Murray State has won a game after trailing four innings. The three-run deficit faced by the Racers is also tied for the largest overcome this season.

#### FREE FOR ALL

Currently, Sunday's and Monday's games are scheduled to be broadcast on OVCDigitalNetwork.com. As always, all games broadcast on the OVCDN are free of charge. Please note that coverage is subject to change without notice due to weather conditions.

#### OK, WHAT'S NEXT?

Murray State will close out an eight-game home stand Wednesday with non-conference single game against Southern Illinois at 4 p.m.

---

### PREVIOUS NOTES

#### A DOUBLE BARREL BLAST

When Lillie Goetz and Logan Braundmeier homered in game two of last Friday's double-header at ECU, it marked the second time this season that MSU has had two home runs in the same game. The first came in the season-opener against ETSU when Madison Culver and Lexi Jones did the honors.

#### THREE HIGH

Madison Culver became the fourth Racer this season to come up with three hits when she was 3-for-3 against Jacksonville State joining Lillie Goetz, Brenna Finck and Sierra Gilmore.

#### TWO AND UNDER

So far this season Murray State is 5-1 when holding opponents to two or fewer runs, while conversely it is 1-14 when being held to two or less itself.

#### THREEIN' IT OFF

While Jensen Striegel currently leads MSU on the year in multiple hits games with 10, Lillie Goetz three-hit performance at ECU last week was her third of the season, the most of any Racer this season.

#### THE SECOND SEASON

Murray State opens its ninth OVC season Friday and is 3-5 in league openers. Last season, the Racers put an end to a four-game skid in OVC openers when it beat Morehead State and is now 1-4 in those games under head coach Kara Amundson.

#### ALONE AT THE TOP

With her triple against Oakland, Brenna Finck took over sole possession of first in Murray State's all-time triples category with nine. The junior also owns the single-season mark for triples that she set last season with six.

#### SETTING THE STANDARD

Both Olivia Suski and Haven Campbell struck out seven batters against Rhode Island and UIC, respectively, last weekend. The seven strikeouts is a new season high for a Racer pitcher and a career-best for Suski.

#### GOOSE EGG

Murray State shutout Rhode Island, 2-0, last week marking the second shutout of the season for the Racers. It was the first combined shutout for Suski, while it was the third for Van Duyse. The game also went down as the third save of Van Duyse's career and second this season.

#### IN THE MIX

Select Murray State softball away games will once again be broadcast this season on the internet via Mixlr. Fans can listen, free of charge, on any computer at [mixlr.com/msuracers](http://mixlr.com/msuracers) or by downloading the Mixlr app, available on Apple and Android devices, and searching msuracers. The games will be broadcast by MSU softball media relations contact, Parker Griffith.

#### WELCOME HOME!

The Racers are 4-5 all-time in home openers and are 3-3 under head coach Kara Amundson. After beating Rhode Island earlier this year, MSU has now won three home openers in a row.

#### LET'S DO IT AGAIN!

This season marks the second year for the Racer Classic, this time with six total teams. MSU ran the table at last year's event, going a perfect 5-0.

#### BRING THE BATS, GET THE WIN

Murray State has out-hit its opponent five times this season and the Racers are now 5-0 in those games. However, when they are out-hit by their opponents, MSU is just 1-12 on the year.

#### MOVE 'EM AROUND

Sierra Gilmore, Brenna Finck and Jensen Striegel have all been highly successful at advancing runners around the bases this season. Gilmore currently leads the way at 21-for-32 (65.6), while Finck and Striegel follow at 18-for-28 (64.3) and 13-for-21 (61.9), respectively.

#### BY LAND OR BY AIR

Haven Campbell and Olivia Suski have almost retired the exact same number of batters this season, however they have each done it differently. Campbell has gotten her opponents to ground out 71 times and fly out 38, while Suski has gotten opposing batters to fly out 56 times and ground out 52.

#### MIXED MEDIA

All 10 games on Friday and Saturday, including three for Murray State, of this weekend's Racer Classic will be video streamed live, free-of-charge on OVCDigitalNetwork.com (weather permitting). On Sunday, both MSU games will be audio streamed, also free-of-charge, on [Mixlr.com/MSURacers](http://Mixlr.com/MSURacers).

#### RECORDS WERE MEANT TO BE BROKEN

The 21 runs scored against Tennessee Tech by Murray State broke the previous MSU single-game record for runs of 19 which was set against Tennessee State in 2011. The Racers also set a new RBI mark in the game with 17, besting the previous record of 16 set in the same game against TSU.

#### WIN WHEN IT COUNTS

Friday's extra inning win over UAB marked the 21st time that the Racers had gone to extra innings under head coach Kara Amundson. Murray State is now 13-8 in extras in the Amundson era and has won each of its last three games of eight innings or more.

#### TWO IS THE MAGIC NUMBER

Murray State scored two runs in each of its three losses last weekend to move to 0-6 on the year when scoring 0-2 runs. Conversely, the Racers are 3-0 on the year when they can hold their opponents to two runs or less.

#### MORE IS BETTER

The Racers have out-hit their opponents four times this season and have won all four of those contests. However, when MSU is out-hit on the year, it is just 1-8.

## THE INSIDE TRACK

### MOVIN' ON UP

Senior Haven Campbell needs just five strikeouts to move into the top five all-time in MSU history in strikeouts. She currently has 131 for her career and needs 136 to tie Kristen Broadway, who played from 2010-2011.

### EXTRA SALAMI

With her second grand slam of the year, Lexi Jones became just the fourth Murray State player in program history to hit two grand slams in the same season Friday against Drake. She joins Jenna Bradley and Lauren Buch, who did so in 2011, and Leslie Bridges, who accomplished the feat in 2012.

### SAVING GRACE

Junior Grace Vaughn recorded a save against Drake Friday, making her just the 10th pitcher in program history.

### OUT OF THE GOETZ

Junior Lillie Goetz got her Murray State career off to a hot start as she began the season with a six-game reached base streak.

### WELCOME TO THE CLUB

Lexi Jones became just the 12th player in school history to hit a grand slam when she did so in the first inning Friday against ETSU. Jones would not get another hit in the game, but did drive in one more run to finish with a career-high five RBIs.

### A DOUBLE TRIPLE

Brenna Finck belted out three doubles in the season-opener against ETSU, tying the school record. Finck now joins Casey Castile from 2013 and Maggie Glass from 2016 as Racers who have accomplished the rare feat.

### FINDING A WAY

Lillie Goetz tallied hits in three of MSU's four games last weekend, but reached base in all four. Goetz is currently hitting .400 on the year, but her on-base percentage is higher thanks to three walks at .571.

### POWER SUPPLY

Madison Culver is currently slugging 1.000 on the year thanks to a single, a triple, and two home runs last weekend. Culver finished her first weekend at the plate by going 4-for-12.

### FILLING THE GAP

The Racer class of 2017 left a large hole to fill for 2018 when it came to offensive production. However, the Racer newcomers answered the call on opening weekend with Sierra Gilmore, Dani Walls, Lillie Goetz and Jensen Striegel combined for over half of MSU's in the four-game stretch with 17 of 30 hits. Gilmore led MSU on the weekend by going 6-for-12 for a .500 average.

### JUST PEACHY

For the fourth year in a row, the Racers will kick off their season in the state of Georgia. In 2015, the Racers went 3-2 at Georgia's Red & Black Classic in Athens, in 2016, they went 2-2 at the Kennesaw State Kickoff Classic in Kennesaw and last year went 4-1 at the Mercer Invitational in Macon.

### OUT OF THE GATES

Murray State is 5-4 all-time in season openers, having won five out of seven under head coach Kara Amundson. The Racers are 1-1 in season openers in true away games and 4-3 in neutral site games.

### FALL REPORT

Murray State went 8-0 in its non-traditional fall season this year with wins over Evansville, SIU and Saint Louis. As a team, the Racers hit .322, while the pitching staff posted a 1.75 team ERA and limited opponents to a .187 average. Freshman Sierra Gilmore led MSU with a .583 average, while junior Brenna Finck batted .400. Senior Haven Campbell went 4-0 in the short season, while freshman Olivia Suski went 2-0 with a 0.00 ERA.

### A NEW ERA

Of its 10 starters from a year ago, only two return for Murray State in 2018. The seven offensive players lost represents 57.7 percent of MSU's hitting from a season ago, 65.2-percent of its scoring, 72.6-percent of its run production and 77.0-percent of its power hitting.

### A FAMILIAR FACE

After spending four years as a player for Murray State, two-time OVC Player of the Year Jessica Twaddle returns to the Racers this season in a different role. Twaddle will serve as a volunteer for MSU while pursuing her Master's.

# HEAD COACH KARA AMUNDSON

6TH SEASON AT MSU/6TH SEASON OVERALL

## AMUNDSON'S CAREER YEAR-BY-YEAR COACHING RECORD

| Year          | Team       | OVERALL    |            |             | OVC       |           |             | POSTSEASON |           |             |
|---------------|------------|------------|------------|-------------|-----------|-----------|-------------|------------|-----------|-------------|
|               |            | W          | L          | Pct.        | W         | L         | Pct.        | W          | L         | Pct.        |
| 2013          | Murray St. | 25         | 28         | .472        | 14        | 10        | .583        | 2          | 2         | .500        |
| 2014          | Murray St. | 32         | 23         | .582        | 16        | 9         | .640        | 2          | 1         | .666        |
| 2015          | Murray St. | 38         | 19         | .667        | 20        | 7         | .741        | 2          | 2         | .500        |
| 2016          | Murray St. | 24         | 31         | .436        | 12        | 14        | .462        | 1          | 2         | .333        |
| 2017          | Murray St. | 36         | 20         | .643        | 11        | 7         | .611        | 1          | 4         | .200        |
| 2018          | Murray St. | 10         | 22         | .313        | 0         | 4         | .000        | 0          | 0         | .000        |
| <b>TOTAL</b>  |            | <b>165</b> | <b>143</b> | <b>.536</b> | <b>73</b> | <b>51</b> | <b>.588</b> | <b>8</b>   | <b>11</b> | <b>.421</b> |
| <b>EXTRAS</b> |            | <b>14</b>  | <b>9</b>   | <b>.609</b> | <b>5</b>  | <b>4</b>  | <b>.555</b> | <b>2</b>   | <b>0</b>  | <b>1.00</b> |

## AMUNDSON VS. THE COMPETITION

| OPPONENT                | RECORD      | OPPONENT                 | RECORD      | OPPONENT                             | RECORD      |
|-------------------------|-------------|--------------------------|-------------|--------------------------------------|-------------|
| Alabama A&M             | 2-0         | Ill.-Chicago             | 1-1         | Radford                              | 0-1         |
| Alabama St.             | 1-0         | Indiana                  | 0-3         | Rhode Island                         | 1-0         |
| Appalachian St.         | 0-1         | Iowa St.                 | 1-0         | Sacred Heart                         | 1-0         |
| Auburn                  | 0-3         | Jackson St.              | 1-0         | Saint Louis                          | 3-3         |
| Arkansas                | 0-1         | Jacksonville             | 1-1         | Samford                              | 2-1         |
| <b>Austin Peay*</b>     | <b>13-2</b> | <b>Jacksonville St.*</b> | <b>6-10</b> | <b>South Alabama</b>                 | <b>1-4</b>  |
| Ball St.                | 1-2         | <b>Kansas</b>            | <b>2-1</b>  | South Dakota St.                     | 2-0         |
| <b>Belmont*</b>         | <b>7-4</b>  | Kennesaw St.             | 0-1         | <b>Southern Ill.</b>                 | <b>2-5</b>  |
| Bethel (TN)             | 2-0         | Kentucky                 | 0-3         | <b>SIUE*</b>                         | <b>6-6</b>  |
| Boston College          | 0-1         | Kent St.                 | 1-1         | <b>Southeast Mo.*</b>                | <b>9-4</b>  |
| Bowling Green           | 1-1         | LSU                      | 0-1         | Tennessee                            | 0-1         |
| Bradley                 | 1-0         | La.-Monroe               | 2-0         | <b>Tennessee St.*</b>                | <b>8-2</b>  |
| Bryant                  | 3-0         | Lipscomb                 | 0-2         | <b>Tennessee Tech*</b>               | <b>7-5</b>  |
| Bucknell                | 0-1         | Loyola Chicago           | 2-1         | <b>Troy</b>                          | <b>0-1</b>  |
| Butler                  | 2-0         | McNeese                  | 1-0         | <b>UAB</b>                           | <b>1-4</b>  |
| Central Ark.            | 1-0         | <b>Memphis</b>           | <b>4-3</b>  | <b>UMKC</b>                          | <b>0-1</b>  |
| Chattanooga             | 0-1         | Mercer                   | 1-0         | <b>UT Martin*</b>                    | <b>10-5</b> |
| Coastal Carolina        | 1-0         | Miami (OH)               | 0-1         | Weber St.                            | 0-1         |
| Coppin St.              | 1-0         | Minnesota                | 0-1         | <b>Western Ill.</b>                  | <b>3-1</b>  |
| CSUN                    | 0-2         | <b>Mississippi St.</b>   | <b>0-2</b>  | <b>Western Ky.</b>                   | <b>2-5</b>  |
| Dayton                  | 1-0         | Missouri St.             | 1-0         | Winthrop                             | 1-1         |
| <b>Drake</b>            | <b>1-0</b>  | <b>Morehead St.*</b>     | <b>6-4</b>  | Wright St.                           | 2-0         |
| <b>ETSU</b>             | <b>2-1</b>  | Nicholls St.             | 3-0         |                                      |             |
| <b>Eastern Ill.*</b>    | <b>7-10</b> | <b>Northern Colo.</b>    | <b>0-1</b>  |                                      |             |
| <b>Eastern Ky.*</b>     | <b>4-8</b>  | <b>Northern Ill.</b>     | <b>3-2</b>  |                                      |             |
| Evansville              | 7-4         | Northwestern St.         | 1-4         |                                      |             |
| Fort Wayne              | 1-1         | <b>Oakland</b>           | <b>1-0</b>  |                                      |             |
| Gardner-Webb            | 2-0         | Oklahoma St.             | 1-0         |                                      |             |
| Georgia                 | 0-1         | <b>Ole Miss</b>          | <b>0-1</b>  | <i>2018 Opponents Listed In BOLD</i> |             |
| <b>Georgia Southern</b> | <b>0-1</b>  | Portland St.             | 1-0         | <i>*Indicates OVC Opponent</i>       |             |
| <b>Illinois</b>         | <b>1-1</b>  | Quinnipiac               | 0-1         |                                      |             |

# #1 JENNY HOMANN

IF/C

BATS/THROWS: R/R

HEIGHT: 5-9

CLASS: So.

HOMETOWN: Freeburg, Ill.

HIGH SCHOOL: Freeburg Community HS

| Season        | Avg.        | GP-GS       | R        | H        | 2B       | 3B       | HR       | RBI      | Slg%        | BB       | OB%         | SB-SBA     |
|---------------|-------------|-------------|----------|----------|----------|----------|----------|----------|-------------|----------|-------------|------------|
| 2017          | .154        | 12-2        | 1        | 2        | 0        | 0        | 1        | 4        | .385        | 2        | .250        | 0-0        |
| 2018          | .133        | 11-3        | 0        | 2        | 0        | 0        | 0        | 2        | .133        | 1        | .176        | 0-0        |
| <b>TOTALS</b> | <b>.143</b> | <b>23-5</b> | <b>1</b> | <b>4</b> | <b>0</b> | <b>0</b> | <b>1</b> | <b>6</b> | <b>.250</b> | <b>3</b> | <b>.219</b> | <b>0-0</b> |

|              | Season High |             | Career High |              |
|--------------|-------------|-------------|-------------|--------------|
| Hits         | 1           | Twice       | 1           | 4 Times      |
| Runs         |             |             | 1           | APSU, 5/6/17 |
| RBIs         | 1           | Twice       | 4           | APSU, 5/6/17 |
| Doubles      |             |             |             |              |
| Triples      |             |             |             |              |
| Home Runs    |             |             | 1           | APSU, 5/6/17 |
| Walks        | 1           | OAK, 3/9/18 | 1           | 3 Times      |
| Stolen Bases |             |             |             |              |

# #2 LILLIE GOETZ

IF

BATS/THROWS: L/R

HEIGHT: 5-3

CLASS: Jr.

HOMETOWN: Owensbroro, Ky.

HIGH SCHOOL: Owensboro Catholic HS

PREVIOUS SCHOOL: Louisville

| Season        | Avg.        | GP-GS        | R         | H         | 2B        | 3B       | HR       | RBI       | Slg%        | BB        | OB%         | SB-SBA     |
|---------------|-------------|--------------|-----------|-----------|-----------|----------|----------|-----------|-------------|-----------|-------------|------------|
| 2018          | .283        | 32-32        | 18        | 28        | 11        | 3        | 1        | 12        | .485        | 11        | .366        | 5-8        |
| <b>TOTALS</b> | <b>.283</b> | <b>32-32</b> | <b>18</b> | <b>28</b> | <b>11</b> | <b>3</b> | <b>1</b> | <b>12</b> | <b>.485</b> | <b>11</b> | <b>.366</b> | <b>5-8</b> |

|              | Season High |              | Career High |              |
|--------------|-------------|--------------|-------------|--------------|
| Hits         | 3           | 3 Times      | 3           | 3 Times      |
| Runs         | 3           | Twice        | 3           | Twice        |
| RBIs         | 3           | WKU, 4/4/18  | 3           | WKU, 4/4/18  |
| Doubles      | 2           | KU, 3/16/18  | 2           | KU, 3/16/18  |
| Triples      | 1           | 3 Times      | 1           | 3 Times      |
| Home Runs    | 1           | EKU, 3/23/18 | 1           | EKU, 3/23/18 |
| Walks        | 1           | 10 Times     | 1           | 10 Times     |
| Stolen Bases | 2           | UIC, 3/10    | 2           | UIC, 3/10    |

# #3 MADDY FEENEY

OF

BATS/THROWS: L/R

HEIGHT: 5-3

CLASS: Sr.

HOMETOWN: Morris, Ill.

HIGH SCHOOL: Morris Community HS

| Season        | Avg.        | GP-GS         | R         | H         | 2B       | 3B       | HR       | RBI      | Slg%        | BB        | OB%         | SB-SBA       |
|---------------|-------------|---------------|-----------|-----------|----------|----------|----------|----------|-------------|-----------|-------------|--------------|
| 2015          | .000        | 10-0          | 2         | 0         | 0        | 0        | 0        | 0        | .000        | 0         | .000        | 0-0          |
| 2016          | .246        | 50-49         | 18        | 30        | 4        | 1        | 0        | 3        | .295        | 4         | .270        | 6-6          |
| 2017          | .172        | 38-10         | 11        | 5         | 0        | 0        | 0        | 1        | .172        | 1         | .226        | 3-3          |
| 2018          | .179        | 31-31         | 7         | 12        | 0        | 0        | 0        | 4        | .179        | 6         | .247        | 2-2          |
| <b>TOTALS</b> | <b>.215</b> | <b>129-90</b> | <b>38</b> | <b>47</b> | <b>4</b> | <b>1</b> | <b>0</b> | <b>8</b> | <b>.242</b> | <b>11</b> | <b>.255</b> | <b>11-11</b> |

|              | Season High |              | Career High |              |
|--------------|-------------|--------------|-------------|--------------|
| Hits         | 2           | ETSU, 2/9/18 | 3           | EIU, 4/2/16  |
| Runs         | 2           | ETSU, 2/9/18 | 2           | Twice        |
| RBIs         | 1           | 4 Times      | 1           | 7 Times      |
| Doubles      |             |              | 1           | 4 Times      |
| Triples      |             |              | 1           | TTU, 4/23/16 |
| Home Runs    |             |              |             |              |
| Walks        | 2           | Twice        | 2           | Twice        |
| Stolen Bases | 1           | Twice        | 1           | 11 Times     |

# #4 BRENNAN FINCK

IF

**BATS/THROWS:** L/R  
**HEIGHT:** 5-4  
**CLASS:** Jr.  
**HOMETOWN:** Maroa, Ill.  
**HIGH SCHOOL:** Maroa-Forsyth HS

| Season        | Avg.        | GP-GS          | R         | H          | 2B        | 3B        | HR       | RBI       | Sig%        | BB        | OB%         | SB-SBA       |
|---------------|-------------|----------------|-----------|------------|-----------|-----------|----------|-----------|-------------|-----------|-------------|--------------|
| 2016          | .254        | 55-55          | 17        | 36         | 2         | 2         | 0        | 5         | .296        | 9         | .303        | 4-5          |
| 2017          | .380        | 56-56          | 50        | 73         | 4         | 6         | 3        | 20        | .510        | 17        | .434        | 10-12        |
| 2018          | .300        | 32-32          | 22        | 29         | 8         | 2         | 0        | 16        | .436        | 15        | .405        | 6-6          |
| <b>TOTALS</b> | <b>.322</b> | <b>143-143</b> | <b>89</b> | <b>138</b> | <b>14</b> | <b>10</b> | <b>3</b> | <b>41</b> | <b>.423</b> | <b>41</b> | <b>.385</b> | <b>20-23</b> |

|              | Season High |              | Career High |                 |
|--------------|-------------|--------------|-------------|-----------------|
| Hits         | 3           | Twice        | 4           | MICHST, 5/16/17 |
| Runs         | 3           | TTU, 2/24/18 | 3           | Twice           |
| RBIs         | 3           | ETSU, 2/9/18 | 3           | 3 Times         |
| Doubles      | 3           | ETSU, 2/9/18 | 3           | ETSU, 2/9/18    |
| Triples      | 1           | Twice        | 1           | 10 Times        |
| Home Runs    |             |              | 1           | 3 Times         |
| Walks        | 2           | 3 Times      | 2           | 4 Times         |
| Stolen Bases | 1           | 4 Times      | 1           | 17 Times        |

# #7 MACEY HALE

C/IF

**BATS/THROWS:** R/R  
**HEIGHT:** 5-10  
**CLASS:** Fr.  
**HOMETOWN:** Center City, Ky.  
**HIGH SCHOOL:** Muhlenburg County HS

| Season        | Avg.        | GP-GS       | R        | H        | 2B       | 3B       | HR       | RBI      | Sig%        | BB       | OB%         | SB-SBA     |
|---------------|-------------|-------------|----------|----------|----------|----------|----------|----------|-------------|----------|-------------|------------|
| 2018          | .105        | 15-4        | 0        | 2        | 0        | 0        | 0        | 2        | .105        | 3        | .227        | 0-0        |
| <b>TOTALS</b> | <b>.105</b> | <b>15-4</b> | <b>0</b> | <b>2</b> | <b>0</b> | <b>0</b> | <b>0</b> | <b>2</b> | <b>.105</b> | <b>3</b> | <b>.227</b> | <b>0-0</b> |

|              | Season High |               | Career High |               |
|--------------|-------------|---------------|-------------|---------------|
| Hits         | 1           | Twice         | 1           | Twice         |
| Runs         |             |               |             |               |
| RBIs         | 1           | UMKC, 3/17/18 | 1           | UMKC, 3/17/18 |
| Doubles      |             |               |             |               |
| Triples      |             |               |             |               |
| Home Runs    |             |               |             |               |
| Walks        | 2           | WKU, 4/4/18   | 2           | WKU, 4/4/18   |
| Stolen Bases |             |               |             |               |

# #8 LOGAN BRAUNDMEIER

OF/U

**BATS/THROWS:** R/R  
**HEIGHT:** 5-8  
**CLASS:** Fr.  
**HOMETOWN:** Aviston, Ill.  
**HIGH SCHOOL:** Mater Dei HS

| Season        | Avg.        | GP-GS       | R        | H        | 2B       | 3B       | HR       | RBI      | Sig%        | BB       | OB%         | SB-SBA     |
|---------------|-------------|-------------|----------|----------|----------|----------|----------|----------|-------------|----------|-------------|------------|
| 2018          | .231        | 21-6        | 5        | 6        | 1        | 0        | 1        | 3        | .385        | 3        | .310        | 1-1        |
| <b>TOTALS</b> | <b>.231</b> | <b>21-6</b> | <b>5</b> | <b>6</b> | <b>1</b> | <b>0</b> | <b>1</b> | <b>3</b> | <b>.385</b> | <b>3</b> | <b>.310</b> | <b>1-1</b> |

|              | Season High |              | Career High |              |
|--------------|-------------|--------------|-------------|--------------|
| Hits         | 2           | EKU, 3/23/18 | 2           | EKU, 3/23/18 |
| Runs         | 2           | TTU, 2/24/18 | 2           | TTU, 2/24/18 |
| RBIs         | 2           | TTU, 2/24/18 | 2           | TTU, 2/24/18 |
| Doubles      | 1           | OAK, 2/9/18  | 1           | OAK, 2/9/18  |
| Triples      |             |              |             |              |
| Home Runs    | 1           | EKU, 3/23/18 | 1           | EKU, 3/23/18 |
| Walks        | 2           | TTU, 2/24/18 | 2           | TTU, 2/24/18 |
| Stolen Bases | 1           | TTU, 2/24/18 | 1           | TTU, 2/24/18 |

# #9 ELLISON BARRETT

P/O/F

**BATS/THROWS:** L/R  
**HEIGHT:** 5-7  
**CLASS:** So.  
**HOMETOWN:** Florence, Ala.  
**HIGH SCHOOL:** Florence HS

| Season        | ERA         | W-L        | App.     | GS       | Sho        | Sv       | IP          | H         | R         | ER        | BB       | SO       | OBA         |
|---------------|-------------|------------|----------|----------|------------|----------|-------------|-----------|-----------|-----------|----------|----------|-------------|
| 2017          | 9.33        | 0-0        | 6        | 0        | 0/0        | 0        | 9.0         | 15        | 14        | 12        | 8        | 4        | .385        |
| 2018          | 4.67        | 0-0        | 2        | 0        | 0          | 0        | 3.0         | 4         | 2         | 2         | 1        | 3        | .308        |
| <b>TOTALS</b> | <b>8.17</b> | <b>0-0</b> | <b>8</b> | <b>0</b> | <b>0/0</b> | <b>0</b> | <b>12.0</b> | <b>19</b> | <b>16</b> | <b>14</b> | <b>9</b> | <b>7</b> | <b>.365</b> |

| Season        | Avg.        | GP-GS       | R        | H        | 2B       | 3B       | HR       | RBI      | Sig%        | BB       | OB%         | SB-SBA     |
|---------------|-------------|-------------|----------|----------|----------|----------|----------|----------|-------------|----------|-------------|------------|
| 2017          | .000        | 7-0         | 0        | 0        | 0        | 0        | 0        | 0        | .000        | 0        | .000        | 0-0        |
| 2018          | .000        | 13-6        | 0        | 0        | 0        | 0        | 0        | 2        | .000        | 5        | .238        | 0-0        |
| <b>TOTALS</b> | <b>.000</b> | <b>20-6</b> | <b>0</b> | <b>0</b> | <b>0</b> | <b>0</b> | <b>0</b> | <b>2</b> | <b>.000</b> | <b>5</b> | <b>.238</b> | <b>0-0</b> |

| Season High   |     |              |     | Career High   |  |  |  |
|---------------|-----|--------------|-----|---------------|--|--|--|
| Inn. Pitched  | 2.1 | JSU, 3/30/18 | 2.1 | JSU, 3/30/18  |  |  |  |
| Strikeouts    | 3   | JSU, 3/30/18 | 3   | JSU, 3/30/18  |  |  |  |
| Batters Faced | 9   | JSU, 3/30/18 | 12  | Twice         |  |  |  |
| Runners CS    |     |              | 1   | CSUN, 3/20/17 |  |  |  |

| Season High  |   |         |   | Career High |  |  |  |
|--------------|---|---------|---|-------------|--|--|--|
| Hits         |   |         |   |             |  |  |  |
| Runs         |   |         |   |             |  |  |  |
| RBI          | 1 | Twice   | 1 | Twice       |  |  |  |
| Doubles      |   |         |   |             |  |  |  |
| Triples      |   |         |   |             |  |  |  |
| Home Runs    |   |         |   |             |  |  |  |
| Walks        | 1 | 4 Times | 1 | 4 Times     |  |  |  |
| Stolen Bases |   |         |   |             |  |  |  |

# #10 OLIVIA SUSKI

P/I/F

**BATS/THROWS:** L/R  
**HEIGHT:** 5-10  
**CLASS:** Fr.  
**HOMETOWN:** Louisville, Ky.  
**HIGH SCHOOL:** Male HS

| Season        | ERA         | W-L        | App.      | GS        | Sho        | Sv       | IP          | H         | R         | ER        | BB       | SO        | OBA         |
|---------------|-------------|------------|-----------|-----------|------------|----------|-------------|-----------|-----------|-----------|----------|-----------|-------------|
| 2018          | 3.35        | 2-7        | 14        | 10        | 0/1        | 0        | 54.1        | 60        | 35        | 26        | 9        | 21        | .269        |
| <b>TOTALS</b> | <b>3.35</b> | <b>2-7</b> | <b>14</b> | <b>10</b> | <b>0/1</b> | <b>0</b> | <b>54.1</b> | <b>60</b> | <b>35</b> | <b>26</b> | <b>9</b> | <b>21</b> | <b>.269</b> |

| Season        | Avg.        | GP-GS        | R        | H        | 2B       | 3B       | HR       | RBI      | Sig%        | BB       | OB%         | SB-SBA     |
|---------------|-------------|--------------|----------|----------|----------|----------|----------|----------|-------------|----------|-------------|------------|
| 2018          | .000        | 17-10        | 1        | 0        | 0        | 0        | 0        | 0        | .000        | 2        | .500        | 0-0        |
| <b>TOTALS</b> | <b>.000</b> | <b>17-10</b> | <b>1</b> | <b>0</b> | <b>0</b> | <b>0</b> | <b>0</b> | <b>0</b> | <b>.000</b> | <b>2</b> | <b>.500</b> | <b>0-0</b> |

| Season High   |     |              |     | Career High  |  |  |  |
|---------------|-----|--------------|-----|--------------|--|--|--|
| Inn. Pitched  | 9.0 | UAB, 2/24/18 | 9.0 | UAB, 2/24/18 |  |  |  |
| Strikeouts    | 7   | URI, 3/9/18  | 7   | URI, 3/9/18  |  |  |  |
| Batters Faced | 33  | UAB, 2/24/18 | 33  | UAB, 2/24/18 |  |  |  |
| Runners CS    | 1   | Twice        | 1   | Twice        |  |  |  |

| Season High  |   |             |   | Career High |  |  |  |
|--------------|---|-------------|---|-------------|--|--|--|
| Hits         |   |             |   |             |  |  |  |
| Runs         | 1 | WKU, 4/4/18 | 1 | WKU, 4/4/18 |  |  |  |
| RBI          |   |             |   |             |  |  |  |
| Doubles      |   |             |   |             |  |  |  |
| Triples      |   |             |   |             |  |  |  |
| Home Runs    |   |             |   |             |  |  |  |
| Walks        | 1 | Twice       | 1 | Twice       |  |  |  |
| Stolen Bases |   |             |   |             |  |  |  |

# #11 KRISTEN BIALEK

OF/U

BATS/THROWS: L/R

HEIGHT: 5-2

CLASS: So.

HOMETOWN: Downers Grove, Ill.

HIGH SCHOOL: Downers Grove South HS

| Season        | Avg.        | GP-GS        | R         | H         | 2B       | 3B       | HR       | RBI      | Sig%        | BB       | OB%         | SB-SBA       |
|---------------|-------------|--------------|-----------|-----------|----------|----------|----------|----------|-------------|----------|-------------|--------------|
| 2017          | .254        | 46-22        | 23        | 18        | 1        | 0        | 0        | 4        | .268        | 6        | .321        | 8-8          |
| 2018          | .200        | 29-1         | 8         | 1         | 0        | 0        | 0        | 0        | .200        | 1        | .333        | 2-4          |
| <b>TOTALS</b> | <b>.250</b> | <b>75-23</b> | <b>31</b> | <b>19</b> | <b>1</b> | <b>0</b> | <b>0</b> | <b>4</b> | <b>.263</b> | <b>7</b> | <b>.321</b> | <b>10-12</b> |

|              | Season High |              | Career High |              |
|--------------|-------------|--------------|-------------|--------------|
| Hits         | 1           | SLU, 3/18/18 | 2           | 3 Times      |
| Runs         | 1           | 8 Times      | 2           | NIU, 3/12/17 |
| RBIs         |             |              | 1           | 3 Times      |
| Doubles      |             |              | 1           | JSU, 4/1/17  |
| Triples      |             |              |             |              |
| Home Runs    |             |              |             |              |
| Walks        | 1           | SLU, 3/18/18 | 1           | 7 Times      |
| Stolen Bases | 1           | Twice        | 1           | 10 Times     |

# #12 SIERRA GILMORE

IF

BATS/THROWS: R/R

HEIGHT: 5-1

CLASS: Fr.

HOMETOWN: Williamsburg, Ind.

HIGH SCHOOL: Northeastern HS

| Season        | Avg.        | GP-GS        | R         | H         | 2B       | 3B       | HR       | RBI       | Sig%        | BB       | OB%         | SB-SBA     |
|---------------|-------------|--------------|-----------|-----------|----------|----------|----------|-----------|-------------|----------|-------------|------------|
| 2018          | .313        | 32-32        | 18        | 31        | 5        | 1        | 3        | 21        | .475        | 8        | .361        | 2-2        |
| <b>TOTALS</b> | <b>.313</b> | <b>32-32</b> | <b>18</b> | <b>31</b> | <b>5</b> | <b>1</b> | <b>3</b> | <b>21</b> | <b>.475</b> | <b>8</b> | <b>.361</b> | <b>2-2</b> |

|              | Season High |                | Career High |                |
|--------------|-------------|----------------|-------------|----------------|
| Hits         | 3           | ETSU, 2/9/18   | 3           | ETSU, 2/9/18   |
| Runs         | 3           | TTU, 2/24/18   | 3           | TTU, 2/24/18   |
| RBIs         | 5           | KU, 3/16/18    | 5           | KU, 3/16/18    |
| Doubles      | 1           | 5 Times        | 1           | 5 Times        |
| Triples      | 1           | TTU, 2/24/18   | 1           | TTU, 2/24/18   |
| Home Runs    | 1           | 3 Times        | 1           | 3 Times        |
| Walks        | 2           | DRAKE, 2/16/18 | 2           | DRAKE, 2/16/18 |
| Stolen Bases | 1           | USA, 2/18/19   | 1           | USA, 2/18/19   |

# #14 LEXI JONES

IF

BATS/THROWS: R/R

HEIGHT: 5-8

CLASS: So.

HOMETOWN: Eldersburg, Md.

HIGH SCHOOL: Liberty HS

| Season        | Avg.        | GP-GS        | R         | H         | 2B       | 3B       | HR       | RBI       | Sig%        | BB        | OB%         | SB-SBA     |
|---------------|-------------|--------------|-----------|-----------|----------|----------|----------|-----------|-------------|-----------|-------------|------------|
| 2017          | .292        | 29-1         | 2         | 7         | 2        | 0        | 1        | 5         | .500        | 2         | .357        | 0-0        |
| 2018          | .207        | 32-32        | 9         | 18        | 1        | 0        | 5        | 18        | .391        | 8         | .281        | 0-0        |
| <b>TOTALS</b> | <b>.225</b> | <b>61-33</b> | <b>11</b> | <b>25</b> | <b>3</b> | <b>0</b> | <b>6</b> | <b>23</b> | <b>.414</b> | <b>10</b> | <b>.298</b> | <b>0-0</b> |

|              | Season High |              | Career High |              |
|--------------|-------------|--------------|-------------|--------------|
| Hits         | 2           | 4 Times      | 2           | 4 Times      |
| Runs         | 2           | Twice        | 2           | Twice        |
| RBIs         | 5           | ETSU, 2/9/17 | 5           | ETSU, 2/9/17 |
| Doubles      | 1           | SLU, 3/20/18 | 1           | 3 Times      |
| Triples      |             |              |             |              |
| Home Runs    | 1           | 5 Times      | 1           | 6 Times      |
| Walks        | 2           | Twice        | 2           | Twice        |
| Stolen Bases |             |              |             |              |

# #16 LEAH KESEL

# OF

**BATS/THROWS:** L/R  
**HEIGHT:** 5-8  
**CLASS:** So.  
**HOMETOWN:** Loose Creek, Mo.  
**HIGH SCHOOL:** Fatima HS

| Season        | Avg.        | GP-GS         | R         | H         | 2B       | 3B       | HR       | RBI      | Slg%        | BB        | OB%         | SB-SBA       |
|---------------|-------------|---------------|-----------|-----------|----------|----------|----------|----------|-------------|-----------|-------------|--------------|
| 2016          | .330        | 49-35         | 23        | 32        | 1        | 0        | 0        | 4        | .340        | 12        | .409        | 9-13         |
| 2017          | .188        | 41-12         | 14        | 6         | 2        | 0        | 0        | 3        | .250        | 8         | .350        | 4-5          |
| 2018          | .115        | 23-11         | 7         | 3         | 0        | 0        | 0        | 0        | .115        | 6         | .281        | 1-2          |
| <b>TOTALS</b> | <b>.265</b> | <b>113-58</b> | <b>44</b> | <b>41</b> | <b>3</b> | <b>0</b> | <b>0</b> | <b>7</b> | <b>.284</b> | <b>26</b> | <b>.374</b> | <b>14-20</b> |

|                     | Season High |               | Career High |               |
|---------------------|-------------|---------------|-------------|---------------|
| <b>Hits</b>         | <b>1</b>    | 3 Times       | <b>4</b>    | SEMO, 3/20/16 |
| <b>Runs</b>         | <b>2</b>    | TTU, 2/24/18  | <b>3</b>    | SEMO, 3/20/16 |
| <b>RBIs</b>         |             |               | <b>1</b>    | 7 Times       |
| <b>Doubles</b>      |             |               | <b>1</b>    | EIU, 5/13/16  |
| <b>Triples</b>      |             |               |             |               |
| <b>Home Runs</b>    |             |               |             |               |
| <b>Walks</b>        | <b>2</b>    | UMKC, 3/17/18 | <b>2</b>    | 3 Times       |
| <b>Stolen Bases</b> | <b>1</b>    | UAB, 2/25/18  | <b>1</b>    | 13 Times      |

# #18 DANI WALLS

# C

**BATS/THROWS:** R/R  
**HEIGHT:** 5-8  
**CLASS:** Fr.  
**HOMETOWN:** Louisville, Ky.  
**HIGH SCHOOL:** Male HS

| Season        | Avg.        | GP-GS        | R        | H        | 2B       | 3B       | HR       | RBI      | Slg%        | BB       | OB%         | SB-SBA     |
|---------------|-------------|--------------|----------|----------|----------|----------|----------|----------|-------------|----------|-------------|------------|
| 2018          | .192        | 14-11        | 2        | 5        | 1        | 0        | 0        | 7        | .231        | 1        | .300        | 0-0        |
| <b>TOTALS</b> | <b>.192</b> | <b>14-11</b> | <b>2</b> | <b>5</b> | <b>1</b> | <b>0</b> | <b>0</b> | <b>7</b> | <b>.234</b> | <b>1</b> | <b>.300</b> | <b>0-0</b> |

|                     | Season High |                | Career High |                |
|---------------------|-------------|----------------|-------------|----------------|
| <b>Hits</b>         | <b>2</b>    | ETSU, 2/9/18   | <b>2</b>    | ETSU, 2/9/18   |
| <b>Runs</b>         | <b>1</b>    | Twice          | <b>1</b>    | Twice          |
| <b>RBIs</b>         | <b>3</b>    | GSU, 2/10/18   | <b>3</b>    | GSU, 2/10/18   |
| <b>Doubles</b>      | <b>1</b>    | GSU, 2/10/18   | <b>1</b>    | GSU, 2/10/18   |
| <b>Triples</b>      |             |                |             |                |
| <b>Home Runs</b>    |             |                |             |                |
| <b>Walks</b>        | <b>1</b>    | DRAKE, 2/16/18 | <b>1</b>    | DRAKE, 2/16/18 |
| <b>Stolen Bases</b> |             |                |             |                |

# #19 HAVEN CAMPBELL

# P

**BATS/THROWS:** R/R  
**HEIGHT:** 6-1  
**CLASS:** Jr.  
**HOMETOWN:** Gurley, Ala.  
**HIGH SCHOOL:** Madison County HS

| Season        | ERA         | W-L          | App.      | GS        | Sho        | Sv       | IP           | H          | R          | ER         | BB        | SO         | OBA         |
|---------------|-------------|--------------|-----------|-----------|------------|----------|--------------|------------|------------|------------|-----------|------------|-------------|
| 2015          | 3.44        | 2-2          | 17        | 2         | 0/3        | 2        | 38.2         | 45         | 19         | 19         | 13        | 23         | .288        |
| 2016          | 3.85        | 5-8          | 23        | 16        | 2/0        | 0        | 76.1         | 101        | 52         | 42         | 22        | 31         | .321        |
| 2017          | 3.61        | 12-11        | 28        | 19        | 2/1        | 1        | 114.1        | 132        | 69         | 59         | 29        | 66         | .284        |
| 2018          | 3.44        | 6-8          | 21        | 16        | 1/1        | 0        | 79.1         | 92         | 49         | 39         | 28        | 46         | .280        |
| <b>TOTALS</b> | <b>3.61</b> | <b>25-29</b> | <b>89</b> | <b>53</b> | <b>5/5</b> | <b>3</b> | <b>308.2</b> | <b>370</b> | <b>189</b> | <b>159</b> | <b>92</b> | <b>166</b> | <b>.293</b> |

|                      | Season High |              | Career High |              |
|----------------------|-------------|--------------|-------------|--------------|
| <b>Inn. Pitched</b>  | <b>7.0</b>  | USA, 2/17/18 | <b>8.0</b>  | SAM, 2/24/17 |
| <b>Strikeouts</b>    | <b>7</b>    | UIC, 3/10/18 | <b>8</b>    | WIU, 3/15/17 |
| <b>Batters Faced</b> | <b>32</b>   | USA, 2/17/18 | <b>35</b>   | IU, 2/26/17  |
| <b>Runners CS</b>    | <b>1</b>    | 5 Times      | <b>1</b>    | 14 Times     |

# #20 AMBER VAN DUYSE

P

**BATS/THROWS:** R/R  
**HEIGHT:** 5-11  
**CLASS:** Fr.  
**HOMETOWN:** De Pere, Wis.  
**HIGH SCHOOL:** West De Pere HS

| Season        | ERA         | W-L         | App.      | GS        | Sho        | Sv       | IP           | H          | R         | ER        | BB        | SO        | OBA         |
|---------------|-------------|-------------|-----------|-----------|------------|----------|--------------|------------|-----------|-----------|-----------|-----------|-------------|
| 2016          | 4.60        | 0-6         | 15        | 3         | 0/1        | 0        | 35.0         | 41         | 27        | 23        | 18        | 12        | .293        |
| 2017          | 5.25        | 1-0         | 14        | 2         | 0/0        | 1        | 36.0         | 47         | 28        | 27        | 22        | 9         | .322        |
| 2018          | 3.95        | 2-6         | 19        | 6         | 0/2        | 2        | 56.2         | 59         | 39        | 32        | 15        | 23        | .266        |
| <b>TOTALS</b> | <b>4.50</b> | <b>3-12</b> | <b>48</b> | <b>11</b> | <b>0/3</b> | <b>3</b> | <b>127.2</b> | <b>147</b> | <b>94</b> | <b>82</b> | <b>55</b> | <b>44</b> | <b>.289</b> |

|                      | Season High |              | Career High |              |
|----------------------|-------------|--------------|-------------|--------------|
| <b>Inn. Pitched</b>  | <b>7.1</b>  | EKU, 3/23/18 | <b>9.0</b>  | EKU, 3/25/16 |
| <b>Strikeouts</b>    | <b>4</b>    | Twice        | <b>4</b>    | Twice        |
| <b>Batters Faced</b> | <b>32</b>   | WKU, 4/4/18  | <b>40</b>   | EKU, 3/25/16 |
| <b>Runners CS</b>    | <b>1</b>    | WKU, 4/4/18  | <b>1</b>    | 5Times       |

# #23 ERIKA DOWNEY

IF

**BATS/THROWS:** R/R  
**HEIGHT:** 5-3  
**CLASS:** Jr.  
**HOMETOWN:** Louisville, Ky.  
**HIGH SCHOOL:** Mercy Academy

| Season        | Avg.        | GP-GS         | R         | H         | 2B       | 3B       | HR       | RBI       | Slg%        | BB        | OB%         | SB-SBA       |
|---------------|-------------|---------------|-----------|-----------|----------|----------|----------|-----------|-------------|-----------|-------------|--------------|
| 2015          | .217        | 31-5          | 8         | 5         | 0        | 0        | 0        | 4         | .217        | 2         | .308        | 3-5          |
| 2016          | .204        | 41-12         | 6         | 11        | 3        | 0        | 0        | 1         | .259        | 1         | .232        | 7-8          |
| 2017          | .226        | 53-53         | 17        | 24        | 3        | 0        | 1        | 14        | .283        | 9         | .305        | 2-3          |
| 2018          | .127        | 28-22         | 6         | 7         | 1        | 0        | 0        | 5         | .145        | 4         | .183        | 2-3          |
| <b>TOTALS</b> | <b>.197</b> | <b>153-92</b> | <b>37</b> | <b>47</b> | <b>7</b> | <b>0</b> | <b>1</b> | <b>24</b> | <b>.239</b> | <b>16</b> | <b>.262</b> | <b>14-19</b> |

|                     | Season High |              | Career High |              |
|---------------------|-------------|--------------|-------------|--------------|
| <b>Hits</b>         | <b>1</b>    | 7 Times      | <b>3</b>    | TTU, 4/14/17 |
| <b>Runs</b>         | <b>1</b>    | 6 Times      | <b>2</b>    | Twice        |
| <b>RBIs</b>         | <b>2</b>    | ETSU, 2/9/18 | <b>2</b>    | 6 Times      |
| <b>Doubles</b>      | <b>1</b>    | NIU, 3/3/18  | <b>1</b>    | 7 Times      |
| <b>Triples</b>      |             |              |             |              |
| <b>Home Runs</b>    |             |              | <b>1</b>    | JSU, 4/1/17  |
| <b>Walks</b>        | <b>1</b>    | 4 Times      | <b>2</b>    | UD, 2/11/17  |
| <b>Stolen Bases</b> | <b>1</b>    | Twice        | <b>2</b>    | MOR, 3/26/16 |

# #24 MADISON CULVER

C/IF

**BATS/THROWS:** R/R  
**HEIGHT:** 5-7  
**CLASS:** So.  
**HOMETOWN:** Riverview, Fla.  
**HIGH SCHOOL:** East Bay HS

| Season        | Avg.        | GP-GS         | R         | H         | 2B        | 3B       | HR       | RBI       | Slg%        | BB        | OB%         | SB-SBA     |
|---------------|-------------|---------------|-----------|-----------|-----------|----------|----------|-----------|-------------|-----------|-------------|------------|
| 2016          | .234        | 46-21         | 2         | 18        | 5         | 0        | 1        | 11        | .338        | 3         | .259        | 0-0        |
| 2017          | .256        | 36-22         | 4         | 20        | 2         | 0        | 2        | 15        | .359        | 3         | .286        | 0-0        |
| 2018          | .228        | 31-31         | 5         | 21        | 3         | 1        | 2        | 11        | .348        | 8         | .294        | 1-1        |
| <b>TOTALS</b> | <b>.243</b> | <b>114-75</b> | <b>13</b> | <b>61</b> | <b>11</b> | <b>1</b> | <b>5</b> | <b>37</b> | <b>.355</b> | <b>14</b> | <b>.284</b> | <b>1-1</b> |

|                     | Season High |               | Career High |               |
|---------------------|-------------|---------------|-------------|---------------|
| <b>Hits</b>         | <b>3</b>    | JSU, 3/30/18  | <b>3</b>    | JSU, 3/30/18  |
| <b>Runs</b>         | <b>2</b>    | Twice         | <b>2</b>    | Twice         |
| <b>RBIs</b>         | <b>2</b>    | 3 Times       | <b>3</b>    | EIU, 4/2/16   |
| <b>Doubles</b>      | <b>1</b>    | 3 Times       | <b>1</b>    | 10 Times      |
| <b>Triples</b>      | <b>1</b>    | ETSU, 2/10/18 | <b>1</b>    | ETSU, 2/10/18 |
| <b>Home Runs</b>    | <b>1</b>    | Twice         | <b>1</b>    | 5 Times       |
| <b>Walks</b>        | <b>1</b>    | 8 Times       | <b>1</b>    | 14 Times      |
| <b>Stolen Bases</b> | <b>1</b>    | WKU, 4/4/18   | <b>1</b>    | WKU, 4/4/18   |

# #28 GRACE VAUGHN

OF

**BATS/THROWS:** R/R

**HEIGHT:** 5-7

**CLASS:** Jr.

**HOMETOWN:** Herod, Ill.

**HIGH SCHOOL:** Hardin County HS

**PREVIOUS SCHOOL:** John A. Logan

| Season        | ERA         | W-L        | App.      | GS       | Sho        | Sv       | IP          | H         | R         | ER        | BB        | SO       | OBA         |
|---------------|-------------|------------|-----------|----------|------------|----------|-------------|-----------|-----------|-----------|-----------|----------|-------------|
| 2018          | 5.89        | 0-1        | 13        | 0        | 0/0        | 1        | 19.0        | 27        | 16        | 16        | 11        | 5        | .342        |
| <b>TOTALS</b> | <b>5.89</b> | <b>0-1</b> | <b>13</b> | <b>0</b> | <b>0/0</b> | <b>1</b> | <b>19.0</b> | <b>27</b> | <b>16</b> | <b>16</b> | <b>11</b> | <b>5</b> | <b>.342</b> |

| Season High   |     |               | Career High |               |  |
|---------------|-----|---------------|-------------|---------------|--|
| Inn. Pitched  | 4.1 | ETSU, 2/10/18 | 4.1         | ETSU, 2/10/18 |  |
| Strikeouts    | 2   | ETSU, 2/10/18 | 2           | ETSU, 2/10/18 |  |
| Batters Faced | 18  | ETSU, 2/10/18 | 18          | ETSU, 2/10/18 |  |
| Runners CS    |     |               |             |               |  |

# #33 JENSEN STRIEGEL

OF

**BATS/THROWS:** L/R

**HEIGHT:** 5-6

**CLASS:** Fr.

**HOMETOWN:** Floyds Knob, Ind.

**HIGH SCHOOL:** Floyd Knob HS

| Season        | Avg.        | GP-GS        | R         | H         | 2B       | 3B       | HR       | RBI      | Slg%        | BB       | OB%         | SB-SBA     |
|---------------|-------------|--------------|-----------|-----------|----------|----------|----------|----------|-------------|----------|-------------|------------|
| 2018          | .273        | 32-32        | 16        | 27        | 1        | 0        | 0        | 4        | .283        | 9        | .333        | 8-8        |
| <b>TOTALS</b> | <b>.273</b> | <b>32-32</b> | <b>16</b> | <b>27</b> | <b>1</b> | <b>0</b> | <b>0</b> | <b>4</b> | <b>.283</b> | <b>9</b> | <b>.333</b> | <b>8-8</b> |

| Season High  |   |              | Career High |              |  |
|--------------|---|--------------|-------------|--------------|--|
| Hits         | 2 | 10 Times     | 2           | 10 Times     |  |
| Runs         | 2 | 5 Times      | 2           | 5 Times      |  |
| RBI          | 2 | TTU, 2/24/18 | 2           | TTU, 2/24/18 |  |
| Doubles      | 1 | TTU, 2/24/18 | 1           | TTU, 2/24/18 |  |
| Triples      |   |              |             |              |  |
| Home Runs    |   |              |             |              |  |
| Walks        | 2 | SLU, 3/18/18 | 2           | SLU, 3/18/18 |  |
| Stolen Bases | 2 | KU, 3/16/18  | 2           | KU, 3/16/18  |  |

## 2018 HONORS

|  |  |  |
|--|--|--|
|  |  |  |
|  |  |  |

## 2018 WON-LOST MARGINS

| Margin  | 1 | 2 | 3 | 4 | 5 | 6 | 7 | 8 | 9 | 10 | 11 | 12 | 13 | 14 | 15+ |
|---------|---|---|---|---|---|---|---|---|---|----|----|----|----|----|-----|
| Won By  | 1 | 4 | 1 | 1 |   |   |   |   | 1 | 1  |    |    |    |    | 1   |
| Lost By | 6 | 4 | 3 | 3 | 3 | 2 |   | 1 |   |    |    |    |    |    |     |

## 2018 STATISTICAL RANKINGS

### TEAM

#### CATEGORY

Hit Batters

Triples Per Game

NATIONAL \_\_\_\_\_ OVC \_\_\_\_\_ VALUE

11 \_\_\_\_\_ 1 \_\_\_\_\_ 7

65 \_\_\_\_\_ 2 \_\_\_\_\_ 0.22

### INDIVIDUAL

#### CATEGORY

Doubles Per Game

Haven Campbell

Haven Campbell

Saves

Amber Van Duyse

Triples Per Game

Lillie Goetz

Walks Allowed Per Seven Innings

Olivia Suski

NATIONAL \_\_\_\_\_ OVC \_\_\_\_\_ VALUE

43 \_\_\_\_\_ 2 \_\_\_\_\_ 0.34

16 \_\_\_\_\_ 1 \_\_\_\_\_ 2

46 \_\_\_\_\_ 2 \_\_\_\_\_ 2

66 \_\_\_\_\_ 3 \_\_\_\_\_ 0.09

40 \_\_\_\_\_ 3 \_\_\_\_\_ 1.16

## ALL-TIME NO-HITTERS

| Date      | Player           | Opponent         | Innings | Strikeouts | Notes           |
|-----------|------------------|------------------|---------|------------|-----------------|
| 2/27/2011 | Chelsey Sullivan | vs. Belmont      | 5.0     | 3          | at Auburn, Ala. |
| 3/10/2012 | Chelsey Sullivan | at Tennessee St. | 5.0     | 5          |                 |
| 4/23/2017 | Mason Robinson   | vs. Belmont      | 6.0     | 1          | Perfect Game    |
| 4/28/2017 | Mason Robinson   | at Eastern Ill.  | 6.0     | 7          | Perfect Game    |

## ALL-TIME GRAND SLAMS

| Date      | Player             | Opponent            | Notes                |
|-----------|--------------------|---------------------|----------------------|
| 3/23/2010 | Taylor Wilson      | at Louisiana-Monroe |                      |
| 4/18/2010 | Stephanie Mattocks | vs. Southeast Mo.   |                      |
| 5/9/2010  | Jenna Bradley      | at Eastern Ill.     |                      |
| 3/26/2011 | Lauren Buch        | vs. Tennessee Tech  |                      |
| 4/10/2011 | Jenna Bradley      | at Austin Peay      |                      |
| 4/22/2011 | Jenna Bradley      | vs. Eastern Ky.     |                      |
| 4/30/2011 | Lauren Buch        | vs. Tennessee St.   |                      |
| 3/11/2012 | Leslie Bridges     | at Tennessee St.    |                      |
| 4/10/2012 | Leslie Bridges     | vs. Middle Tenn.    |                      |
| 3/10/2013 | Sarah Anderson     | vs. Bowling Green   | at Evansville, Ind.  |
| 2/22/2014 | Alexa Becker       | vs. Loyola Chicago  | at Southaven, Miss.  |
| 3/31/2014 | Jocelynn Rodgers   | vs. Eastern Ill.    | Walk-Off             |
| 2/14/2015 | Jessica Twaddle    | vs. Gardner-Webb    | at Birmingham, Ala.  |
| 3/20/2016 | Cayla Levins       | at Southeast Mo.    |                      |
| 3/27/2017 | Jocelynn Rodgers   | vs. Eastern Ky.     | Walk-Off             |
| 4/25/2017 | Maggie Glass       | vs. Tennessee St.   |                      |
| 2/9/2018  | Lexi Jones         | vs. ETSU            | at Statesboro, Ga.   |
| 2/16/2018 | Lexi Jones         | vs. Drake           | at Starkville, Miss. |

## CURRENT SINGLE-GAME RECORDS

| Category            | Record | Date          | Player              | Opponent                | Notes                     |
|---------------------|--------|---------------|---------------------|-------------------------|---------------------------|
| <i>Runs Scored</i>  | 4      | 5 Times       | 4 Players           | ---                     | L. Buch - Twice           |
| <i>Hits</i>         | 5      | 5/5/2013      | Shelbey Miller      | vs. Austin Peay         |                           |
| <i>RBI's</i>        | 7      | 2/14/2015     | Jessica Twaddle     | vs. Gardner-Webb        | at Birmingham, Ala.       |
| <i>Doubles</i>      | 3      | 3 Times       | Castile/Glass/Finck | vs.BGSU/vs.SIU/vs. ETSU | BG at UE; ET at GS        |
| <i>Triples</i>      | 1      | Several Times | Multiple Players    |                         |                           |
| <i>Home Runs</i>    | 2      | 17 Times      | 10 Players          | ---                     | Becker, Castile - 3 Times |
| <i>Walks</i>        | 4      | 3/26/2011     | Lauren Buch         | vs. Tennessee Tech      |                           |
| <i>Stolen Bases</i> | 4      | Twice         | Megan Glosser       | vs. Bethel/vs. Morehead | MOR at Bowling Green, Ky. |
| <i>Strikeouts</i>   | 14     | 2/24/2013     | CheyAnne Gaskey     | vs. Saint Louis         | at Fayetteville, Ark.     |

## 2018 TEAM/OPPONENT HIGHS & LOWS

|                                | MURRAY STATE    |                  | OPPONENT        |              |
|--------------------------------|-----------------|------------------|-----------------|--------------|
|                                | <i>HIGHS</i>    | <i>LOWS</i>      | <i>HIGHS</i>    | <i>LOWS</i>  |
| <b>Game Time</b>               | 2:16 - WKU, 4/4 | 1:17 - SLU, 3/20 | ---             | ---          |
| <b>Hitting</b>                 |                 |                  |                 |              |
| <b>Runs</b>                    | 21 - TTU, 2/24  | 0 - 4 Times      | 9 - JSU, 3/30   | 0 - 3 Times  |
| <b>Hits</b>                    | 17 - TTU, 2/24  | 1 - WIU, 3/17    | 13 - 4 Times    | 3 - 3 Times  |
| <b>RBI's</b>                   | 16 - ETSU, 2/9  | 0 - 8 Times      | 8 - JSU, 3/30   | 0 - 3 Times  |
| <b>Doubles</b>                 | 4 - ETSU, 2/9   | 0 - 11 Times     | 5 - SIU, 3/4    | 0 - 9 Times  |
| <b>Triples</b>                 | 1 - 7 Times     | 0 - 25 Times     | 1 - 9 Times     | 0 - 23 Times |
| <b>Home Runs</b>               | 2 - Twice       | 0 - 22 Times     | 2 - 4 Times     | 0 - 21 Times |
| <b>Walks</b>                   | 9 - TTU, 2/24   | 0 - 4 Times      | 8 - NOCO, 3/16  | 0 - 8 Times  |
| <b>Stolen Bases</b>            | 3 - Twice       | 0 - 12 Times     | 2 - 3 Times     | 0 - 16 Times |
| <b>Caught Stealing</b>         | 2 - GSU, 2/10   | 0 - 28 Times     | 1 - 8 Times     | 0 - 24 Times |
| <b>Runners LOB</b>             | 12 - NIU, 3/3   | 1 - KU, 3/16/18  | 12 - WIU, 3/17  | 1 - Twice    |
| <b>Pitching &amp; Fielding</b> |                 |                  |                 |              |
| <b>Earned Runs</b>             | 7 - 4 Times     | 0 - 5 Times      | 15 - ETSU, 2/9  | 0 - 7 Times  |
| <b>Strikeouts</b>              | 8 - UIC, 3/10   | 0 - 3 Times      | 10 - MSST, 2/16 | 1 - 4 Times  |
| <b>Errors</b>                  | 3 - 3 Times     | 0 - 8 Times      | 4 - NIU, 3/3    | 0 - 7 Times  |
| <b>Double Plays</b>            | 3 - EKU, 3/27   | 0 - 24 Times     | 1 - 4 Times     | 0 - 28 Times |

## 2018 INDIVIDUAL HIGHS

|                                | MURRAY STATE              | OPPONENT                   |
|--------------------------------|---------------------------|----------------------------|
| <b>Hitting</b>                 |                           |                            |
| <b>Runs</b>                    | 3 - 4 Times               | 3 - Calhoun (TROY, 2/24)   |
| <b>Hits</b>                    | 3 - 7 Times               | 4 - Lee (ETSU, 2/9)        |
| <b>Doubles</b>                 | 3 - Finck (ETSU, 2/9)     | 2 - Twice                  |
| <b>Triples</b>                 | 1 - 7 Times               | 1 - 9 Times                |
| <b>Home Runs</b>               | 1 - 12 Times              | 2 - Greeno (NIU, 3/3)      |
| <b>RBI's</b>                   | 5 - Twice                 | 5 - Macfarlane (SLU, 3/18) |
| <b>Walks</b>                   | 2 - 12 Times              | 3 - Baranski (SIU, 3/4)    |
| <b>Stolen Bases</b>            | 2 - Twice                 | 1 - 13 Times               |
| <b>Pitching &amp; Fielding</b> |                           |                            |
| <b>Innings Pitched</b>         | 9.0 - Suski (UAB, 2/23)   | 9.0 - Blount (UAB, 2/23)   |
| <b>Hits Allowed</b>            | 9 - Campbell (ILL, 3/3)   | 9 - Thomas (TTU, 2/24)     |
| <b>Runs Allowed</b>            | 7 - Campbell (ILL, 3/3)   | 16 - Thomas (TTU, 2/24)    |
| <b>Earned Runs Allowed</b>     | 6 - Campbell (ETSU, 2/10) | 9 - Thomas (TTU, 2/24)     |
| <b>Strikeouts</b>              | 7 - Twice                 | 10 - Glover (TROY, 2/24)   |
| <b>Walks Allowed</b>           | 3 - 4 Times               | 8 - Thomas (TTU, 2/24)     |
| <b>Errors</b>                  | 2 - 3 Times               | 2 - 3 Times                |
| <b>Caught Stealing</b>         | 1 - 8 Times               | 2 - Camp (GSU, 2/10)       |

## 2018 STARTERS BY GAME

| Game                      | C      | 1B    | 2B     | 3B    | SS      | LF          | CF       | RF     | P         | DP          |
|---------------------------|--------|-------|--------|-------|---------|-------------|----------|--------|-----------|-------------|
| 2/9 - ETSU                | Culver | Jones | Downey | Finck | Gilmore | Goetz       | Striegel | Feeney | Suski     | Walls       |
| 2/10 - Ga. Southern       | Culver | Jones | Downey | Finck | Gilmore | Goetz       | Striegel | Feeney | Van Duyse | Walls       |
| 2/10 - ETSU               | Culver | Jones | Downey | Finck | Gilmore | Goetz       | Striegel | Feeney | Campbell  | Walls       |
| 2/11 - Radford            | Culver | Jones | Downey | Finck | Gilmore | Goetz       | Striegel | Feeney | Suski     | Walls       |
| 2/16 - Drake              | Culver | Jones | Downey | Finck | Gilmore | Goetz       | Striegel | Feeney | Campbell  | Walls       |
| 2/16 - Mississippi St.    | Culver | Jones | Downey | Finck | Gilmore | Goetz       | Striegel | Feeney | Suski     | Walls       |
| 2/17 - South Ala.         | Culver | Jones | Downey | Finck | Gilmore | Goetz       | Striegel | Feeney | Campbell  | Barrett     |
| 2/18 - South Ala.         | Culver | Jones | Downey | Finck | Gilmore | Goetz       | Striegel | Feeney | Suski     | Barrett     |
| 2/23 - Ole Miss           | Culver | Jones | Goetz  | Finck | Gilmore | Kesel       | Striegel | Feeney | Campbell  | Barrett     |
| 2/23 - UAB                | Culver | Jones | Goetz  | Finck | Gilmore | Kesel       | Striegel | Feeney | Suski     | Barrett     |
| 2/24 - Tennessee Tech     | Culver | Jones | Goetz  | Finck | Gilmore | Kesel       | Striegel | Feeney | Campbell  | Braundmeier |
| 2/24 - Troy               | Culver | Jones | Goetz  | Finck | Gilmore | Kesel       | Striegel | Feeney | Suski     | Braundmeier |
| 2/25 - UAB                | Culver | Jones | Goetz  | Finck | Gilmore | Kesel       | Striegel | Feeney | Campbell  | Homann      |
| 3/2 - Northern Ill.       | Culver | Jones | Goetz  | Finck | Gilmore | Kesel       | Striegel | Feeney | Suski     | Walls       |
| 3/2 - Southern Ill.       | Culver | Jones | Downey | Finck | Gilmore | Goetz       | Striegel | Feeney | Campbell  | Walls       |
| 3/3 - Illinois            | Culver | Jones | Downey | Finck | Gilmore | Goetz       | Striegel | Feeney | Campbell  | Walls       |
| 3/3 - Northern Ill.       | Culver | Jones | Downey | Finck | Gilmore | Goetz       | Striegel | Feeney | Suski     | Walls       |
| 3/4 - Southern Ill.       | Walls  | Jones | Downey | Finck | Gilmore | Goetz       | Striegel | Feeney | Campbell  | Culver      |
| 3/9 - Rhode Island        | Culver | Jones | Downey | Finck | Gilmore | Goetz       | Striegel | Feeney | Suski     | ---         |
| 3/9 - Oakland             | Culver | Jones | Downey | Finck | Gilmore | Goetz       | Striegel | Feeney | Campbell  | Homann      |
| 3/10 - Ill.-Chicago       | Culver | Jones | Downey | Finck | Gilmore | Goetz       | Striegel | Feeney | Campbell  | Homann      |
| 3/16 - Northern Colo.     | Culver | Jones | Downey | Finck | Gilmore | Goetz       | Striegel | Feeney | Suski     | Hale        |
| 3/16 - Kansas             | Culver | Jones | Downey | Finck | Gilmore | Goetz       | Striegel | Feeney | Campbell  | Hale        |
| 3/17 - Western Ill.       | Culver | Jones | Downey | Finck | Gilmore | Goetz       | Striegel | Feeney | Campbell  | Kesel       |
| 3/17 - UMKC               | Culver | Jones | Downey | Finck | Gilmore | Goetz       | Striegel | Feeney | Van Duyse | Kesel       |
| 3/18 - Saint Louis        | Culver | Jones | Downey | Finck | Gilmore | Goetz       | Striegel | Feeney | Campbell  | Kesel       |
| 3/20 - Saint Louis        | Culver | Jones | Downey | Finck | Gilmore | Goetz       | Striegel | Feeney | Van Duyse | Bialek      |
| 3/23 - Eastern Ky.-1      | Culver | Jones | Downey | Finck | Gilmore | Goetz       | Striegel | Feeney | Campbell  | Kesel       |
| 3/23 - Eastern Ky.-2      | Culver | Jones | Goetz  | Finck | Gilmore | Braundmeier | Striegel | Kesel  | Van Duyse | Hale        |
| 3/30 - Jacksonville St.-1 | Culver | Jones | Goetz  | Finck | Gilmore | Braundmeier | Striegel | Feeney | Campbell  | Barrett     |
| 3/30 - Jacksonville St.-2 | Culver | Jones | Goetz  | Finck | Gilmore | Braundmeier | Striegel | Feeney | Van Duyse | Barrett     |
| 4/4 - Western Ky.         | Culver | Jones | Goetz  | Finck | Gilmore | Braundmeier | Striege  | Feeney | Van Duyse | Hale        |
| 4/8 - Southeast Mo.-1     |        |       |        |       |         |             |          |        |           |             |
| 4/8 - Southeast Mo.-2     |        |       |        |       |         |             |          |        |           |             |
| 4/9 - UT Martin-1         |        |       |        |       |         |             |          |        |           |             |
| 4/9 - UT Martin-1         |        |       |        |       |         |             |          |        |           |             |
| 4/11 - Southern Ill.      |        |       |        |       |         |             |          |        |           |             |
| 4/14 - Tennessee Tech-1   |        |       |        |       |         |             |          |        |           |             |
| 4/14 - Tennessee Tech-2   |        |       |        |       |         |             |          |        |           |             |
| 4/15 - Morehead St.-1     |        |       |        |       |         |             |          |        |           |             |
| 4/15 - Morehead St.-2     |        |       |        |       |         |             |          |        |           |             |
| 4/18 - Memphis            |        |       |        |       |         |             |          |        |           |             |
| 4/21 - Tennessee St.-1    |        |       |        |       |         |             |          |        |           |             |
| 4/22 - Tennessee St.-2    |        |       |        |       |         |             |          |        |           |             |
| 4/23 - Belmont-1          |        |       |        |       |         |             |          |        |           |             |
| 4/23 - Belmont-2          |        |       |        |       |         |             |          |        |           |             |
| 4/28 - Eastern Ill.-1     |        |       |        |       |         |             |          |        |           |             |
| 4/28 - Eastern Ill.-1     |        |       |        |       |         |             |          |        |           |             |
| 4/29 - SIUE-1             |        |       |        |       |         |             |          |        |           |             |
| 4/29 - SIUE-2             |        |       |        |       |         |             |          |        |           |             |
| 5/6 - Austin Peay-1       |        |       |        |       |         |             |          |        |           |             |
| 5/6 - Austin Peay-2       |        |       |        |       |         |             |          |        |           |             |

## 2018 LINEUPS BY GAME

| Game                      | 1        | 2        | 3       | 4       | 5       | 6           | 7           | 8       | 9           | Lineup #<br>(Times Used) |
|---------------------------|----------|----------|---------|---------|---------|-------------|-------------|---------|-------------|--------------------------|
| 2/9 - ETSU                | Finck    | Downey   | Gilmore | Culver  | Goetz   | Jones       | Striegel    | Walls   | Feeney      | 1 (1)                    |
| 2/10 - Ga. Southern       | Finck    | Downey   | Gilmore | Culver  | Goetz   | Jones       | Striegel    | Walls   | Feeney      | 1 (2)                    |
| 2/10 - ETSU               | Finck    | Striegel | Gilmore | Culver  | Goetz   | Jones       | Downey      | Walls   | Feeney      | 2 (1)                    |
| 2/11 - Radford            | Finck    | Striegel | Gilmore | Culver  | Goetz   | Jones       | Downey      | Walls   | Feeney      | 2 (2)                    |
| 2/16 - Drake              | Finck    | Striegel | Gilmore | Culver  | Goetz   | Walls       | Jones       | Downey  | Feeney      | 3 (1)                    |
| 2/16 - Mississippi St.    | Finck    | Striegel | Gilmore | Culver  | Goetz   | Walls       | Jones       | Downey  | Feeney      | 3 (2)                    |
| 2/17 - South Ala.         | Finck    | Striegel | Gilmore | Culver  | Goetz   | Barrett     | Jones       | Downey  | Feeney      | 4 (1)                    |
| 2/18 - South Ala.         | Finck    | Striegel | Gilmore | Culver  | Goetz   | Barrett     | Jones       | Downey  | Feeney      | 4 (2)                    |
| 2/23 - Ole Miss           | Finck    | Feeney   | Gilmore | Culver  | Goetz   | Barrett     | Striegel    | Jones   | Kesel       | 5 (1)                    |
| 2/23 - UAB                | Finck    | Feeney   | Gilmore | Culver  | Jones   | Barrett     | Striegel    | Goetz   | Kesel       | 6 (1)                    |
| 2/24 - Tennessee Tech     | Goetz    | Finck    | Gilmore | Culver  | Jones   | Striegel    | Braundmeier | Feeney  | Kesel       | 7 (1)                    |
| 2/24 - Troy               | Goetz    | Finck    | Gilmore | Culver  | Jones   | Striegel    | Braundmeier | Feeney  | Kesel       | 7 (2)                    |
| 2/25 - UAB                | Goetz    | Finck    | Gilmore | Culver  | Jones   | Striegel    | Homann      | Feeney  | Kesel       | 8 (1)                    |
| 3/2 - Northern Ill.       | Goetz    | Finck    | Gilmore | Culver  | Jones   | Striegel    | Walls       | Feeney  | Kesel       | 9 (1)                    |
| 3/2 - Southern Ill.       | Striegel | Goetz    | Gilmore | Finck   | Culver  | Walls       | Feeney      | Jones   | Downey      | 10 (1)                   |
| 3/3 - Illinois            | Striegel | Goetz    | Gilmore | Finck   | Culver  | Walls       | Feeney      | Jones   | Downey      | 10 (2)                   |
| 3/3 - Northern Ill.       | Striegel | Goetz    | Gilmore | Finck   | Culver  | Walls       | Feeney      | Jones   | Downey      | 10 (3)                   |
| 3/4 - Southern Ill.       | Striegel | Goetz    | Gilmore | Finck   | Culver  | Walls       | Feeney      | Jones   | Downey      | 10 (4)                   |
| 3/9 - Rhode Island        | Striegel | Goetz    | Gilmore | Finck   | Culver  | Jones       | Feeney      | Suski   | Downey      | 11 (1)                   |
| 3/9 - Oakland             | Striegel | Goetz    | Gilmore | Finck   | Culver  | Jones       | Feeney      | Homann  | Downey      | 12 (1)                   |
| 3/10 - Ill.-Chicago       | Striegel | Goetz    | Gilmore | Finck   | Culver  | Jones       | Feeney      | Homann  | Downey      | 12 (2)                   |
| 3/16 - Northern Colo.     | Goetz    | Striegel | Gilmore | Finck   | Culver  | Jones       | Feeney      | Hale    | Downey      | 13 (1)                   |
| 3/16 - Kansas             | Goetz    | Striegel | Gilmore | Finck   | Culver  | Jones       | Feeney      | Hale    | Downey      | 13 (2)                   |
| 3/17 - Western Ill.       | Goetz    | Striegel | Gilmore | Finck   | Culver  | Jones       | Feeney      | Kesel   | Downey      | 14 (1)                   |
| 3/17 - UMKC               | Goetz    | Striegel | Gilmore | Finck   | Culver  | Jones       | Feeney      | Kesel   | Downey      | 14 (2)                   |
| 3/18 - Saint Louis        | Gilmore  | Striegel | Goetz   | Finck   | Culver  | Jones       | Feeney      | Kesel   | Downey      | 15 (1)                   |
| 3/20 - Saint Louis        | Bialek   | Goetz    | Gilmore | Finck   | Culver  | Jones       | Striegel    | Feeney  | Downey      | 16 (1)                   |
| 3/23 - Eastern Ky.-1      | Striegel | Goetz    | Gilmore | Finck   | Culver  | Kesel       | Jones       | Feeney  | Downey      | 17 (1)                   |
| 3/23 - Eastern Ky.-2      | Striegel | Goetz    | Gilmore | Finck   | Jones   | Kesel       | Culver      | Hale    | Braundmeier | 18 (1)                   |
| 3/30 - Jacksonville St.-1 | Striegel | Goetz    | Gilmore | Finck   | Jones   | Braundmeier | Culver      | Barrett | Feeney      | 19 (1)                   |
| 3/30 - Jacksonville St.-2 | Goetz    | Striegel | Gilmore | Finck   | Culver  | Braundmeier | Jones       | Barrett | Feeney      | 20 (1)                   |
| 4/4 - Western Ky.         | Finck    | Striegel | Goetz   | Gilmore | Culvers | Jones       | Braundmeier | Hale    | Feeney      | 21 (1)                   |
| 4/8 - Southeast Mo.-1     |          |          |         |         |         |             |             |         |             |                          |
| 4/8 - Southeast Mo.-2     |          |          |         |         |         |             |             |         |             |                          |
| 4/9 - UT Martin-1         |          |          |         |         |         |             |             |         |             |                          |
| 4/9 - UT Martin-1         |          |          |         |         |         |             |             |         |             |                          |
| 4/11 - Southern Ill.      |          |          |         |         |         |             |             |         |             |                          |
| 4/14 - Tennessee Tech-1   |          |          |         |         |         |             |             |         |             |                          |
| 4/14 - Tennessee Tech-2   |          |          |         |         |         |             |             |         |             |                          |
| 4/15 - Morehead St.-1     |          |          |         |         |         |             |             |         |             |                          |
| 4/15 - Morehead St.-2     |          |          |         |         |         |             |             |         |             |                          |
| 4/18 - Memphis            |          |          |         |         |         |             |             |         |             |                          |
| 4/21 - Tennessee St.-1    |          |          |         |         |         |             |             |         |             |                          |
| 4/22 - Tennessee St.-2    |          |          |         |         |         |             |             |         |             |                          |
| 4/23 - Belmont-1          |          |          |         |         |         |             |             |         |             |                          |
| 4/23 - Belmont-2          |          |          |         |         |         |             |             |         |             |                          |
| 4/28 - Eastern Ill.-1     |          |          |         |         |         |             |             |         |             |                          |
| 4/28 - Eastern Ill.-1     |          |          |         |         |         |             |             |         |             |                          |
| 4/29 - SIUE-1             |          |          |         |         |         |             |             |         |             |                          |
| 4/29 - SIUE-2             |          |          |         |         |         |             |             |         |             |                          |
| 5/6 - Austin Peay-1       |          |          |         |         |         |             |             |         |             |                          |
| 5/6 - Austin Peay-2       |          |          |         |         |         |             |             |         |             |                          |



**2018 Murray State Softball  
Statistics Summary for Murray St. (as of Apr 06, 2018)  
(All games)**



Record: 10-22 Home: 3-3 Away: 2-7 Neutral: 5-12 OVC: 0-4

| Date  | Opponent           | Score  | Player   | avg        | slug       | ob%        | g         | ab        | r         | h         | 2b        | 3b       | hr       | rbi       | bb        | so        | sb         | cs        | e  |
|-------|--------------------|--------|--|------------|------------|------------|-----------|-----------|-----------|-----------|-----------|----------|----------|-----------|-----------|-----------|------------|-----------|----|
| 12/9  | vs ETSU            | w 16-6 | GILMORE, Sierra  | .313       | .475       | .361       | 32        | 99        | 18        | 31        | 5         | 1        | 3        | 21        | 8         | 15        | 2          | 0         | 12 |
| 12/10 | at Ga. Southern    | L 4-5  | FINCK, Brenna  | .309       | .436       | .405       | 32        | 94        | 22        | 29        | 8         | 2        | 0        | 16        | 15        | 14        | 6          | 0         | 6  |
| 12/10 | vs ETSU            | L 5-7  | GOETZ, Lillie  | .283       | .485       | .366       | 32        | 99        | 18        | 28        | 11        | 3        | 1        | 12        | 11        | 14        | 5          | 3         | 3  |
| 12/11 | vs Radford         | L 2-4  | STRIEGEL, Jensen   | .273       | .283       | .333       | 32        | 99        | 16        | 27        | 1         | 0        | 0        | 4         | 9         | 14        | 8          | 0         | 0  |
| 22/16 | vs Drake           | w 5-3  | CULVER, Madison  | .240       | .365       | .302       | 32        | 96        | 7         | 23        | 4         | 1        | 2        | 11        | 8         | 15        | 1          | 0         | 2  |
| 22/16 | at Mississippi St. | L 1-6  | BRAUNDMEIERS, Lo   | .231       | .385       | .310       | 21        | 26        | 5         | 6         | 1         | 0        | 1        | 3         | 3         | 10        | 1          | 0         | 0  |
| 22/17 | vs South Ala.      | w 4-1  | JONES, Lexi  | .207       | .391       | .281       | 32        | 87        | 9         | 18        | 1         | 0        | 5        | 18        | 8         | 17        | 0          | 0         | 2  |
| 22/18 | vs South Ala.      | L 1-3  | FEENEY, Maddy  | .179       | .179       | .247       | 31        | 67        | 7         | 12        | 0         | 0        | 0        | 4         | 6         | 5         | 2          | 0         | 0  |
| 32/23 | vs #16 Ole Miss    | L 2-4  | DOWNEY, Erika  | .127       | .145       | .183       | 28        | 55        | 6         | 7         | 1         | 0        | 0        | 5         | 4         | 16        | 2          | 1         | 8  |
| 32/23 | vs UAB             | w 4-2  | KESEL, Leah  | .115       | .115       | .281       | 23        | 26        | 7         | 3         | 0         | 0        | 0        | 0         | 6         | 7         | 1          | 1         | 1  |
| 32/24 | vs Tennessee Tech  | w 21-0 | -----  |            |            |            |           |           |           |           |           |          |          |           |           |           |            |           |    |
| 32/24 | at Troy            | L 2-3  | BIALEK, Kristen  | .200       | .200       | .333       | 29        | 5         | 8         | 1         | 0         | 0        | 0        | 0         | 1         | 2         | 2          | 2         | 0  |
| 32/25 | vs UAB             | L 2-6  | WALLS, Dani  | .192       | .231       | .300       | 14        | 26        | 2         | 5         | 1         | 0        | 0        | 7         | 1         | 11        | 0          | 0         | 0  |
| 43/2  | vs Northern Ill.   | L 0-3  | HOMANN, Jenny  | .133       | .133       | .176       | 11        | 15        | 0         | 2         | 0         | 0        | 0        | 2         | 1         | 4         | 0          | 0         | 0  |
| 43/2  | at Southern Ill.   | w 5-3  | HALE, Macey  | .105       | .105       | .227       | 15        | 19        | 0         | 2         | 0         | 0        | 0        | 2         | 3         | 10        | 0          | 0         | 0  |
| 43/3  | vs Illinois        | L 2-7  | BARRETT, Ellison   | .000       | .000       | .238       | 13        | 15        | 0         | 0         | 0         | 0        | 0        | 2         | 5         | 6         | 0          | 0         | 0  |
| 43/3  | vs Northern Ill.   | L 3-7  | SUSKI, Olivia  | .000       | .000       | .500       | 17        | 2         | 1         | 0         | 0         | 0        | 0        | 0         | 2         | 0         | 0          | 0         | 0  |
| 43/4  | at Southern Ill.   | L 0-8  | VAUGHN, Grace  | .000       | .000       | .000       | 13        | 0         | 0         | 0         | 0         | 0        | 0        | 0         | 0         | 0         | 0          | 0         | 1  |
| 53/9  | RHODE ISLAND       | w 2-0  | VAN DUYSSE, Ambe   | .000       | .000       | .000       | 19        | 0         | 1         | 0         | 0         | 0        | 0        | 0         | 0         | 0         | 0          | 0         | 1  |
| 53/9  | OAKLAND            | w 7-6  | CAMPBELL, Haven  | .000       | .000       | .000       | 21        | 0         | 0         | 0         | 0         | 0        | 0        | 0         | 0         | 0         | 0          | 0         | 6  |
| 53/10 | ILL.-CHICAGO       | L 1-2  | Totals   | .234       | .334       | .313       | 32        | 830       | 127       | 194       | 33        | 7        | 12       | 107       | 91        | 160       | 30         | 7         | 42 |
| 63/16 | vs Northern Colo.  | L 2-5  | Opponents  | .280       | .403       | .331       | 32        | 865       | 141       | 242       | 41        | 9        | 16       | 126       | 64        | 98        | 13         | 8         | 34 |
| 63/16 | at Kansas          | w 9-0  |  |            |            |            |           |           |           |           |           |          |          |           |           |           |            |           |    |
| 63/17 | vs Western Ill.    | L 0-6  | LOB - Team (182), Opp (191). DPs turned - Team (11), Opp (4). IBB - Team (0), Opp (1). Picked off - GOETZ 1. |            |            |            |           |           |           |           |           |          |          |           |           |           |            |           |    |
| 63/17 | vs UMKC            | L 1-4  |  |            |            |            |           |           |           |           |           |          |          |           |           |           |            |           |    |
| 63/18 | vs Saint Louis     | L 3-7  |  |            |            |            |           |           |           |           |           |          |          |           |           |           |            |           |    |
| 3/20  | at Saint Louis     | L 4-5  | <b>Player</b>  | <b>era</b> | <b>w-l</b> | <b>app</b> | <b>gs</b> | <b>cg</b> | <b>sh</b> | <b>sv</b> | <b>ip</b> | <b>h</b> | <b>r</b> | <b>er</b> | <b>bb</b> | <b>so</b> | <b>avg</b> | <b>hr</b> |    |
| *3/23 | at Eastern Ky.     | L 3-4  | SUSKI, Olivia  | 3.35       | 2-7        | 14         | 10        | 2         | 0         | 0         | 54.1      | 60       | 35       | 26        | 9         | 21        | .269       | 3         |    |
| *3/23 | at Eastern Ky.     | L 3-4  | CAMPBELL, Haven  | 3.44       | 6-8        | 21         | 16        | 2         | 1         | 0         | 79.1      | 92       | 49       | 39        | 28        | 46        | .280       | 3         |    |
| *3/30 | JACKSONVILLE ST.   | L 3-9  | VAN DUYSSE, Amber  | 3.95       | 2-6        | 19         | 6         | 4         | 0         | 2         | 56.2      | 59       | 39       | 32        | 15        | 23        | .266       | 8         |    |
| *3/30 | JACKSONVILLE ST.   | L 0-5  | VAUGHN, Grace  | 5.89       | 0-1        | 13         | 0         | 0         | 0         | 1         | 19.0      | 27       | 16       | 16        | 11        | 5         | .342       | 2         |    |
| 4/4   | WESTERN KY.        | w 10-6 | -----  |            |            |            |           |           |           |           |           |          |          |           |           |           |            |           |    |
|       |                    |        | BARRETT, Ellison   | 4.67       | 0-0        | 2          | 0         | 0         | 0         | 0         | 3.0       | 4        | 2        | 2         | 1         | 3         | .308       | 0         |    |
|       |                    |        | Totals   | 3.79       | 10-22      | 32         | 32        | 8         | 3         | 3         | 212.1     | 242      | 141      | 115       | 64        | 98        | .280       | 16        |    |
|       |                    |        | Opponents  | 2.89       | 22-10      | 32         | 32        | 16        | 4         | 4         | 217.2     | 194      | 127      | 90        | 91        | 160       | .234       | 12        |    |

- 1-Eagle Round Robin (Statesboro, Ga.)
- 2-February Freezer (Starkville, Miss.)
- 3-Trojan Classic (Troy, Ala.)
- 4-Coach B Classic (Carbondale, Ill.)
- 5-Racer Classic (Murray, Ky.)
- 6-Rock Chalk Challenge (Lawrence, Kan.)
- 7-OVC Softball Championship (Oxford, Ala.)
- \* = Conference game

PB - Team (0), Opp (15). Pickoffs - Team (1), CULVER 1, Opp (1). SBA/ATT - CULVER (12-20), CAMPBELL (7-12), VAUGHN (4-4), VAN DUYSSE (2-3), SUSKI (0-2), HOMANN (1-1).

| Score by innings | 1  | 2  | 3  | 4  | 5  | 6  | 7  | 8 | 9 | Total |
|------------------|----|----|----|----|----|----|----|---|---|-------|
| Murray St.       | 18 | 18 | 21 | 24 | 20 | 16 | 5  | 1 | 4 | 127   |
| Opponents        | 16 | 18 | 27 | 22 | 25 | 17 | 13 | 2 | 1 | 141   |

Win-loss breakouts: Day 10-21; Night 0-1; vs Left 2-2; vs Right 8-20;  
 1-run games 1-6; 2-run games 4-4; 5+run games 3-6; Extra inns 2-1; Shutouts 3-4.  
 Current streak: Won 1; Longest winning streak: 2; Longest losing streak: 8.  
 Attendance: Home 1683 (avg 336); Away 6699 (avg 257); Total 8382 (avg 270).



**2018 Murray State Softball  
Statistics Summary for Murray St. (as of Apr 03, 2018)  
(OVC games only)**



Record: 0-4 Home: 0-2 Away: 0-2 OVC: 0-4

| Date                                       | Opponent         | Score | Player           | avg  | slug  | ob%  | g | ab  | r  | h  | 2b | 3b | hr | rbi | bb | so | sb | cs | e |
|--|------------------|-------|------------------|------|-------|------|---|-----|----|----|----|----|----|-----|----|----|----|----|---|
| *3/23                                      | at Eastern Ky.   | L 3-4 | FINCK, Brenna    | .636 | 1.091 | .714 | 4 | 11  | 3  | 7  | 3  | 1  | 0  | 2   | 3  | 1  | 1  | 0  | 1 |
| *3/23                                      | at Eastern Ky.   | L 3-4 | GOETZ, Lillie    | .333 | .667  | .333 | 4 | 12  | 2  | 4  | 1  | 0  | 1  | 1   | 0  | 2  | 0  | 0  | 1 |
| *3/30                                      | JACKSONVILLE ST. | L 3-9 | CULVER, Madison  | .333 | .417  | .385 | 4 | 12  | 1  | 4  | 1  | 0  | 0  | 0   | 1  | 1  | 0  | 0  | 0 |
| *3/30                                      | JACKSONVILLE ST. | L 0-5 | STRIEGEL, Jensen | .200 | .200  | .200 | 4 | 15  | 1  | 3  | 0  | 0  | 0  | 0   | 0  | 2  | 0  | 0  | 0 |
|  |                  |       | JONES, Lexi      | .182 | .182  | .182 | 4 | 11  | 0  | 2  | 0  | 0  | 0  | 1   | 0  | 0  | 0  | 0  | 0 |
| 1-Eagle Round Robin (Statesboro, Ga.)      |                  |       | GILMORE, Sierra  | .143 | .214  | .143 | 4 | 14  | 1  | 2  | 1  | 0  | 0  | 1   | 0  | 2  | 0  | 0  | 1 |
| 2-February Freezer (Starkville, Miss.)     |                  |       | -----            |      |       |      |   |     |    |    |    |    |    |     |    |    |    |    |   |
| 3-Trojan Classic (Troy, Ala.)              |                  |       | BRAUNDMEIER, Lo  | .250 | .625  | .250 | 4 | 8   | 1  | 2  | 0  | 0  | 1  | 1   | 0  | 2  | 0  | 0  | 0 |
| 4-Coach B Classic (Carbondale, Ill.)       |                  |       | HALE, Macey      | .000 | .000  | .000 | 3 | 6   | 0  | 0  | 0  | 0  | 0  | 0   | 0  | 1  | 0  | 0  | 0 |
| 5-Racer Classic (Murray, Ky.)              |                  |       | KESEL, Leah      | .000 | .000  | .143 | 3 | 6   | 0  | 0  | 0  | 0  | 0  | 0   | 1  | 1  | 0  | 0  | 0 |
| 6-Rock Chalk Challenge (Lawrence, Kan.)    |                  |       | FEENEY, Maddy    | .000 | .000  | .000 | 3 | 5   | 0  | 0  | 0  | 0  | 0  | 0   | 0  | 0  | 0  | 0  | 0 |
| 7-OVC Softball Championship (Oxford, Ala.) |                  |       | BARRETT, Ellison | .000 | .000  | .286 | 4 | 4   | 0  | 0  | 0  | 0  | 0  | 1   | 2  | 1  | 0  | 0  | 0 |
| * = Conference game                        |                  |       | DOWNEY, Erika    | .000 | .000  | .000 | 4 | 3   | 0  | 0  | 0  | 0  | 0  | 0   | 0  | 1  | 0  | 0  | 1 |
|  |                  |       | VAN DUYSE, Ambe  | .000 | .000  | .000 | 2 | 0   | 0  | 0  | 0  | 0  | 0  | 0   | 0  | 0  | 0  | 0  | 1 |
|  |                  |       | VAUGHN, Grace    | .000 | .000  | .000 | 1 | 0   | 0  | 0  | 0  | 0  | 0  | 0   | 0  | 0  | 0  | 0  | 0 |
|  |                  |       | SUSKI, Olivia    | .000 | .000  | .000 | 2 | 0   | 0  | 0  | 0  | 0  | 0  | 0   | 0  | 0  | 0  | 0  | 0 |
|  |                  |       | CAMPBELL, Haven  | .000 | .000  | .000 | 2 | 0   | 0  | 0  | 0  | 0  | 0  | 0   | 0  | 0  | 0  | 0  | 0 |
|  |                  |       | BIALEK, Kristen  | .000 | .000  | .000 | 4 | 0   | 0  | 0  | 0  | 0  | 0  | 0   | 0  | 0  | 1  | 0  | 0 |
|  |                  |       | Totals           | .224 | .355  | .270 | 4 | 107 | 9  | 24 | 6  | 1  | 2  | 7   | 7  | 14 | 2  | 0  | 5 |
|  |                  |       | Opponents        | .297 | .449  | .346 | 4 | 118 | 22 | 35 | 4  | 1  | 4  | 20  | 7  | 12 | 2  | 0  | 3 |

LOB - Team (23), Opp (22). DPs turned - Team (4).

| Player           | era  | w-l | app | gs | cg | sh | sv | ip   | h  | r  | er | bb | so | avg  | hr |
|------------------|------|-----|-----|----|----|----|----|------|----|----|----|----|----|------|----|
| VAUGHN, Grace    | 0.00 | 0-0 | 1   | 0  | 0  | 0  | 0  | 0.1  | 0  | 0  | 0  | 0  | 0  | .000 | 0  |
| VAN DUYSE, Amber | 2.50 | 0-2 | 2   | 2  | 1  | 0  | 0  | 14.0 | 12 | 7  | 5  | 4  | 6  | .222 | 2  |
| BARRETT, Ellison | 4.67 | 0-0 | 2   | 0  | 0  | 0  | 0  | 3.0  | 4  | 2  | 2  | 1  | 3  | .308 | 0  |
| CAMPBELL, Haven  | 6.56 | 0-1 | 2   | 2  | 0  | 0  | 0  | 5.1  | 9  | 5  | 5  | 2  | 2  | .375 | 1  |
| SUSKI, Olivia    | 8.40 | 0-1 | 2   | 0  | 0  | 0  | 0  | 5.0  | 10 | 8  | 6  | 0  | 1  | .385 | 1  |
| Totals           | 4.55 | 0-4 | 4   | 4  | 1  | 0  | 0  | 27.2 | 35 | 22 | 18 | 7  | 12 | .297 | 4  |
| Opponents        | 1.93 | 4-0 | 4   | 4  | 2  | 1  | 0  | 29.0 | 24 | 9  | 8  | 7  | 14 | .224 | 2  |

PB - Team (0), Opp (2). SBA/ATT - CULVER (2-2), VAN DUYSE (1-1), CAMPBELL (1-1).

| Score by innings | 1 | 2 | 3 | 4 | 5 | 6 | 7 | 8 | Total |
|------------------|---|---|---|---|---|---|---|---|-------|
| Murray St.       | 0 | 0 | 0 | 3 | 4 | 1 | 1 | 0 | 9     |
| Opponents        | 2 | 3 | 6 | 0 | 4 | 3 | 3 | 1 | 22    |

Win-loss breakouts: Day 0-4; Night 0-0; vs Left 0-1; vs Right 0-3;

1-run games 0-2; 2-run games 0-0; 5+run games 0-2; Extra inns 0-1; Shutouts 0-1.

Current streak: Lost 4; Longest winning streak: 0; Longest losing streak: 4.

Attendance: Home 398 (avg 398); Away 225 (avg 112); Total 623 (avg 207).

**2018 Murray State Softball**  
**Team Game-by-Game for Murray St. (as of Apr 06, 2018)**  
**Batting (All games)**

| Date    | Opponent           | ab  | r   | h   | rbi | 2b | 3b | hr | tb  | bb | ibb | sb | cs | hbp | sac | sf | gdp | k   | po  | a   | e  | lob | avg  |
|---------|--------------------|-----|-----|-----|-----|----|----|----|-----|----|-----|----|----|-----|-----|----|-----|-----|-----|-----|----|-----|------|
| Feb 09  | vs ETSU            | 28  | 16  | 16  | 16  | 4  | 1  | 2  | 28  | 4  | 0   | 1  | 0  | 0   | 0   | 0  | 0   | 1   | 15  | 6   | 0  | 4   | .571 |
| Feb 10  | at Ga. Southern    | 23  | 4   | 5   | 4   | 1  | 0  | 0  | 6   | 4  | 0   | 1  | 2  | 2   | 1   | 0  | 0   | 7   | 18  | 10  | 3  | 5   | .412 |
| Feb 10  | vs ETSU            | 26  | 5   | 4   | 3   | 0  | 1  | 1  | 9   | 6  | 0   | 2  | 0  | 0   | 2   | 0  | 0   | 8   | 18  | 9   | 1  | 8   | .325 |
| Feb 11  | vs Radford         | 26  | 2   | 5   | 2   | 0  | 0  | 0  | 5   | 1  | 0   | 2  | 0  | 0   | 1   | 1  | 0   | 2   | 18  | 9   | 2  | 6   | .291 |
| Feb 16  | vs Drake           | 27  | 5   | 6   | 5   | 0  | 0  | 1  | 9   | 5  | 0   | 2  | 0  | 0   | 0   | 0  | 0   | 9   | 21  | 8   | 2  | 6   | .277 |
| Feb 16  | at Mississippi St. | 24  | 1   | 3   | 0   | 1  | 0  | 0  | 4   | 3  | 0   | 0  | 0  | 0   | 0   | 0  | 0   | 10  | 18  | 8   | 1  | 5   | .253 |
| Feb 17  | vs South Ala.      | 25  | 4   | 6   | 4   | 1  | 0  | 1  | 10  | 1  | 0   | 0  | 0  | 0   | 0   | 0  | 0   | 6   | 21  | 12  | 3  | 4   | .251 |
| Feb 18  | vs South Ala.      | 24  | 1   | 3   | 1   | 1  | 0  | 0  | 4   | 0  | 0   | 1  | 0  | 1   | 1   | 0  | 1   | 8   | 18  | 9   | 1  | 4   | .236 |
| Feb 23  | vs Ole Miss        | 23  | 2   | 2   | 0   | 0  | 0  | 0  | 2   | 4  | 0   | 0  | 1  | 0   | 0   | 0  | 0   | 6   | 21  | 11  | 2  | 4   | .221 |
| Feb 23  | vs UAB             | 33  | 4   | 8   | 4   | 1  | 0  | 0  | 9   | 1  | 0   | 1  | 0  | 0   | 4   | 0  | 0   | 6   | 27  | 11  | 0  | 9   | .224 |
| Feb 24  | vs Tennessee Tech  | 25  | 21  | 12  | 17  | 2  | 1  | 1  | 19  | 9  | 0   | 3  | 0  | 3   | 0   | 0  | 1   | 2   | 15  | 9   | 0  | 4   | .246 |
| Feb 24  | at Troy            | 22  | 2   | 2   | 2   | 0  | 0  | 1  | 5   | 2  | 0   | 0  | 0  | 0   | 1   | 0  | 0   | 10  | 18  | 5   | 1  | 2   | .235 |
| Feb 25  | vs UAB             | 26  | 2   | 6   | 1   | 2  | 0  | 0  | 8   | 3  | 0   | 1  | 1  | 0   | 2   | 0  | 0   | 3   | 21  | 13  | 0  | 8   | .235 |
| Mar 02  | vs Northern Ill.   | 23  | 0   | 4   | 0   | 0  | 0  | 0  | 4   | 2  | 0   | 0  | 1  | 1   | 1   | 0  | 0   | 1   | 21  | 9   | 1  | 6   | .231 |
| Mar 02  | at Southern Ill.   | 29  | 5   | 8   | 5   | 1  | 0  | 0  | 9   | 2  | 0   | 1  | 0  | 1   | 0   | 1  | 0   | 4   | 21  | 12  | 3  | 7   | .234 |
| Mar 03  | vs Illinois        | 25  | 2   | 3   | 1   | 0  | 0  | 1  | 6   | 0  | 0   | 0  | 0  | 0   | 0   | 0  | 0   | 6   | 18  | 7   | 3  | 2   | .227 |
| Mar 03  | vs Northern Ill.   | 32  | 3   | 7   | 0   | 2  | 0  | 0  | 9   | 4  | 0   | 2  | 0  | 0   | 0   | 0  | 0   | 3   | 21  | 11  | 0  | 12  | .227 |
| Mar 04  | at Southern Ill.   | 23  | 0   | 5   | 0   | 0  | 0  | 0  | 5   | 0  | 0   | 0  | 0  | 0   | 0   | 0  | 0   | 6   | 18  | 5   | 2  | 5   | .226 |
| Mar 09  | RHODE ISLAND       | 23  | 2   | 6   | 2   | 2  | 0  | 0  | 8   | 2  | 0   | 1  | 0  | 0   | 0   | 0  | 0   | 3   | 21  | 6   | 2  | 5   | .228 |
| Mar 09  | OAKLAND            | 30  | 7   | 7   | 6   | 2  | 1  | 1  | 14  | 3  | 0   | 1  | 0  | 0   | 1   | 2  | 0   | 1   | 27  | 16  | 2  | 5   | .228 |
| Mar 10  | ILL.-CHICAGO       | 26  | 1   | 6   | 0   | 0  | 0  | 0  | 6   | 3  | 0   | 3  | 0  | 0   | 0   | 0  | 0   | 4   | 21  | 8   | 1  | 7   | .228 |
| Mar 16  | vs Northern Colo.  | 27  | 2   | 8   | 2   | 1  | 1  | 0  | 11  | 2  | 0   | 1  | 1  | 0   | 1   | 0  | 0   | 9   | 21  | 12  | 1  | 7   | .232 |
| Mar 16  | at Kansas          | 26  | 9   | 10  | 9   | 2  | 0  | 1  | 15  | 3  | 0   | 2  | 0  | 0   | 2   | 0  | 0   | 2   | 18  | 9   | 0  | 4   | .238 |
| Mar 17  | vs Western Ill.    | 22  | 0   | 1   | 0   | 0  | 0  | 0  | 1   | 0  | 0   | 0  | 0  | 0   | 0   | 0  | 0   | 9   | 21  | 11  | 2  | 1   | .231 |
| Mar 17  | vs UMKC            | 24  | 1   | 4   | 1   | 0  | 0  | 0  | 4   | 5  | 0   | 1  | 1  | 0   | 0   | 0  | 0   | 1   | 19  | 9   | 0  | 7   | .229 |
| Mar 18  | vs Saint Louis     | 26  | 3   | 7   | 3   | 1  | 0  | 0  | 8   | 5  | 0   | 1  | 0  | 0   | 1   | 0  | 0   | 6   | 19  | 8   | 0  | 8   | .231 |
| Mar 20  | at Saint Louis     | 27  | 4   | 6   | 2   | 1  | 1  | 0  | 9   | 2  | 0   | 0  | 0  | 0   | 1   | 0  | 1   | 8   | 18  | 10  | 1  | 5   | .230 |
| *Mar 23 | at Eastern Ky.     | 27  | 3   | 6   | 3   | 2  | 0  | 0  | 8   | 3  | 0   | 0  | 0  | 0   | 2   | 0  | 0   | 3   | 18  | 7   | 1  | 8   | .230 |
| *Mar 23 | at Eastern Ky.     | 32  | 3   | 11  | 2   | 1  | 0  | 2  | 18  | 1  | 0   | 2  | 0  | 0   | 2   | 0  | 0   | 4   | 23  | 12  | 1  | 8   | .235 |
| *Mar 30 | JACKSONVILLE ST    | 25  | 3   | 5   | 2   | 2  | 1  | 0  | 9   | 2  | 0   | 0  | 0  | 0   | 0   | 1  | 0   | 5   | 21  | 8   | 1  | 4   | .234 |
| *Mar 30 | JACKSONVILLE ST    | 23  | 0   | 2   | 0   | 1  | 0  | 0  | 3   | 1  | 0   | 0  | 0  | 0   | 0   | 0  | 0   | 2   | 21  | 6   | 2  | 3   | .229 |
| Apr 04  | WESTERN KY.        | 28  | 10  | 10  | 10  | 2  | 0  | 0  | 12  | 8  | 0   | 1  | 0  | 0   | 0   | 1  | 0   | 5   | 21  | 8   | 3  | 9   | .234 |
| Totals  |                    | 830 | 127 | 194 | 107 | 33 | 7  | 12 | 277 | 91 | 0   | 30 | 7  | 8   | 23  | 6  | 3   | 160 | 637 | 294 | 42 | 182 | .234 |

2018 Murray State Softball  
 Team Game-by-Game for Murray St. (as of Apr 06, 2018)  
 Pitching (All games)

| Date    | Opponent           | ip    | h   | r   | er  | bb | so | 2b | 3b | hr | wp | bk | hbp | dp | ibb | score   | w-l   | sv | era  |
|---------|--------------------|-------|-----|-----|-----|----|----|----|----|----|----|----|-----|----|-----|---------|-------|----|------|
| Feb 09  | vs ETSU            | 5.0   | 13  | 6   | 6   | 5  | 1  | 2  | 0  | 0  | 0  | 0  | 0   | 0  | 0   | 16-6    | 1-0   | 0  | 8.40 |
| Feb 10  | at Ga. Southern    | 6.0   | 9   | 5   | 4   | 1  | 2  | 3  | 1  | 0  | 1  | 0  | 0   | 1  | 0   | 4-5     | 1-1   | 0  | 6.36 |
| Feb 10  | vs ETSU            | 6.0   | 9   | 7   | 7   | 2  | 3  | 3  | 0  | 0  | 1  | 0  | 0   | 0  | 0   | 5-7     | 1-2   | 0  | 7.00 |
| Feb 11  | vs Radford         | 6.0   | 6   | 4   | 4   | 5  | 3  | 1  | 0  | 1  | 1  | 0  | 0   | 2  | 0   | 2-4     | 1-3   | 0  | 6.39 |
| Feb 16  | vs Drake           | 7.0   | 5   | 3   | 3   | 2  | 6  | 1  | 0  | 0  | 0  | 0  | 0   | 0  | 0   | 5-3     | 2-3   | 1  | 5.60 |
| Feb 16  | at Mississippi St. | 6.0   | 9   | 6   | 4   | 3  | 1  | 3  | 1  | 0  | 0  | 0  | 1   | 0  | 0   | 1-6     | 2-4   | 1  | 5.44 |
| Feb 17  | vs South Ala.      | 7.0   | 7   | 1   | 0   | 1  | 1  | 1  | 0  | 0  | 0  | 0  | 0   | 0  | 0   | 4-1     | 3-4   | 1  | 4.56 |
| Feb 18  | vs South Ala.      | 6.0   | 8   | 3   | 3   | 0  | 1  | 1  | 0  | 1  | 0  | 0  | 0   | 0  | 0   | 1-3     | 3-5   | 1  | 4.43 |
| Feb 23  | vs Ole Miss        | 7.0   | 5   | 4   | 3   | 0  | 2  | 0  | 1  | 0  | 0  | 0  | 0   | 0  | 0   | 2-4     | 3-6   | 1  | 4.25 |
| Feb 23  | vs UAB             | 9.0   | 5   | 2   | 1   | 1  | 4  | 0  | 1  | 0  | 0  | 0  | 0   | 0  | 0   | 4-2     | 4-6   | 1  | 3.77 |
| Feb 24  | vs Tennessee Tech  | 5.0   | 3   | 0   | 0   | 0  | 2  | 1  | 0  | 0  | 0  | 0  | 0   | 0  | 0   | 21-0    | 5-6   | 1  | 3.50 |
| Feb 24  | at Troy            | 6.0   | 6   | 3   | 3   | 0  | 2  | 2  | 0  | 0  | 0  | 0  | 0   | 0  | 0   | 2-3     | 5-7   | 1  | 3.50 |
| Feb 25  | vs UAB             | 7.0   | 10  | 6   | 6   | 4  | 2  | 2  | 1  | 0  | 0  | 0  | 0   | 1  | 0   | 2-6     | 5-8   | 1  | 3.71 |
| Mar 02  | vs Northern Ill.   | 7.0   | 7   | 3   | 1   | 0  | 3  | 1  | 0  | 0  | 0  | 0  | 0   | 0  | 0   | 0-3     | 5-9   | 1  | 3.50 |
| Mar 02  | at Southern Ill.   | 7.0   | 6   | 3   | 1   | 3  | 4  | 2  | 0  | 0  | 0  | 0  | 0   | 0  | 0   | 5-3     | 6-9   | 2  | 3.32 |
| Mar 03  | vs Illinois        | 6.0   | 10  | 7   | 5   | 0  | 3  | 1  | 0  | 1  | 1  | 0  | 1   | 0  | 0   | 2-7     | 6-10  | 2  | 3.47 |
| Mar 03  | vs Northern Ill.   | 7.0   | 13  | 7   | 7   | 2  | 0  | 3  | 1  | 2  | 0  | 0  | 0   | 0  | 0   | 3-7     | 6-11  | 2  | 3.69 |
| Mar 04  | at Southern Ill.   | 6.0   | 11  | 8   | 6   | 5  | 0  | 5  | 0  | 0  | 0  | 0  | 1   | 0  | 0   | 0-8     | 6-12  | 2  | 3.86 |
| Mar 09  | RHODE ISLAND       | 7.0   | 3   | 0   | 0   | 1  | 7  | 0  | 0  | 0  | 1  | 0  | 0   | 0  | 0   | 2-0     | 7-12  | 3  | 3.64 |
| Mar 09  | OAKLAND            | 9.0   | 11  | 6   | 4   | 1  | 4  | 0  | 0  | 0  | 0  | 0  | 0   | 1  | 0   | 7-6     | 8-12  | 3  | 3.61 |
| Mar 10  | ILL.-CHICAGO       | 7.0   | 5   | 2   | 0   | 1  | 8  | 0  | 0  | 0  | 0  | 0  | 0   | 0  | 0   | 1-2     | 8-13  | 3  | 3.42 |
| Mar 16  | vs Northern Colo.  | 7.0   | 5   | 5   | 4   | 8  | 5  | 0  | 0  | 1  | 1  | 0  | 0   | 0  | 0   | 2-5     | 8-14  | 3  | 3.45 |
| Mar 16  | at Kansas          | 6.0   | 3   | 0   | 0   | 0  | 6  | 1  | 0  | 0  | 0  | 0  | 0   | 0  | 0   | 9-0     | 9-14  | 3  | 3.32 |
| Mar 17  | vs Western Ill.    | 7.0   | 13  | 6   | 6   | 4  | 2  | 1  | 1  | 0  | 0  | 0  | 0   | 0  | 0   | 0-6     | 9-15  | 3  | 3.43 |
| Mar 17  | vs UMKC            | 6.1   | 4   | 4   | 4   | 1  | 3  | 0  | 1  | 1  | 0  | 0  | 0   | 1  | 0   | 1-4     | 9-16  | 3  | 3.47 |
| Mar 18  | vs Saint Louis     | 6.1   | 7   | 7   | 7   | 4  | 7  | 0  | 0  | 2  | 0  | 0  | 1   | 0  | 1   | 3-7     | 9-17  | 3  | 3.63 |
| Mar 20  | at Saint Louis     | 6.0   | 7   | 5   | 4   | 0  | 0  | 1  | 0  | 2  | 0  | 0  | 1   | 1  | 0   | 4-5     | 9-18  | 3  | 3.66 |
| *Mar 23 | at Eastern Ky.     | 6.0   | 8   | 4   | 4   | 1  | 1  | 0  | 0  | 1  | 1  | 0  | 1   | 1  | 0   | 3-4     | 9-19  | 3  | 3.70 |
| *Mar 23 | at Eastern Ky.     | 7.2   | 6   | 4   | 4   | 3  | 2  | 1  | 0  | 2  | 0  | 0  | 0   | 3  | 0   | 3-4     | 9-20  | 3  | 3.70 |
| *Mar 30 | JACKSONVILLE ST    | 7.0   | 13  | 9   | 7   | 1  | 5  | 1  | 0  | 1  | 1  | 0  | 1   | 0  | 0   | 3-9     | 9-21  | 3  | 3.81 |
| *Mar 30 | JACKSONVILLE ST    | 7.0   | 8   | 5   | 3   | 2  | 4  | 2  | 1  | 0  | 0  | 0  | 0   | 0  | 0   | 0-5     | 9-22  | 3  | 3.78 |
| Apr 04  | WESTERN KY.        | 7.0   | 7   | 6   | 4   | 3  | 4  | 2  | 0  | 1  | 0  | 0  | 0   | 0  | 0   | 10-6    | 10-22 | 3  | 3.79 |
| Totals  |                    | 212.1 | 242 | 141 | 115 | 64 | 98 | 41 | 9  | 16 | 8  | 0  | 7   | 11 | 1   | 127-141 | 10-22 | 3  | 3.79 |



**2018 Murray State Softball  
Batting Analysis for Murray St. (as of Apr 06, 2018)  
(All games Sorted by Player Name)**



| Player             | vs left |    |       | vs right |    |      | w/runners |    |      | w/bases empty |    |      | w/bases loaded |    |       | as leadoff |    |       | fly | gnd | fly/ |
|--------------------|---------|----|-------|----------|----|------|-----------|----|------|---------------|----|------|----------------|----|-------|------------|----|-------|-----|-----|------|
|                    | h       | ab | avg   | h        | ab | avg  | h         | ab | avg  | h             | ab | avg  | h              | ab | avg   | rch        | op | pct   | out | out | gnd  |
| 9 BARRETT, Ellison | 0       | 3  | .000  | 0        | 12 | .000 | 0         | 6  | .000 | 0             | 9  | .000 | 0              | 0  | ---   | 1          | 5  | .200  | 4   | 6   | 0.7  |
| 11 BIALEK, Kristen | 0       | 0  | ---   | 1        | 5  | .200 | 0         | 0  | ---  | 1             | 5  | .200 | 0              | 0  | ---   | 1          | 3  | .333  | 0   | 2   | 0.0  |
| 8 BRAUNDMEIER,     | 1       | 6  | .167  | 5        | 20 | .250 | 2         | 13 | .154 | 4             | 13 | .308 | 0              | 3  | .000  | 0          | 2  | .000  | 4   | 7   | 0.6  |
| 24 CULVER, Madiso  | 1       | 12 | .083  | 22       | 84 | .262 | 9         | 52 | .173 | 14            | 44 | .318 | 0              | 0  | ---   | 8          | 24 | .333  | 33  | 21  | 1.6  |
| 23 DOWNEY, Erika   | 0       | 3  | .000  | 7        | 52 | .135 | 3         | 27 | .111 | 4             | 28 | .143 | 1              | 3  | .333  | 2          | 14 | .143  | 15  | 18  | 0.8  |
| 3 FEENEY, Maddy    | 2       | 12 | .167  | 10       | 55 | .182 | 8         | 25 | .320 | 4             | 42 | .095 | 0              | 0  | ---   | 3          | 22 | .136  | 19  | 31  | 0.6  |
| 4 FINCK, Brenna    | 3       | 15 | .200  | 26       | 79 | .329 | 17        | 45 | .378 | 12            | 49 | .245 | 1              | 1  | 1.000 | 14         | 33 | .424  | 9   | 43  | 0.2  |
| 12 GILMORE, Sierra | 4       | 15 | .267  | 27       | 84 | .321 | 15        | 47 | .319 | 16            | 52 | .308 | 0              | 1  | .000  | 6          | 15 | .400  | 21  | 33  | 0.6  |
| 2 GOETZ, Lillie    | 6       | 17 | .353  | 22       | 82 | .268 | 9         | 42 | .214 | 19            | 57 | .333 | 2              | 3  | .667  | 12         | 33 | .364  | 20  | 39  | 0.5  |
| 7 HALE, Macey      | 0       | 1  | .000  | 2        | 18 | .111 | 2         | 11 | .182 | 0             | 8  | .000 | 0              | 2  | .000  | 1          | 4  | .250  | 2   | 4   | 0.5  |
| 1 HOMANN, Jenny    | 1       | 1  | 1.000 | 1        | 14 | .071 | 1         | 11 | .091 | 1             | 4  | .250 | 0              | 1  | .000  | 1          | 1  | 1.000 | 5   | 5   | 1.0  |
| 14 JONES, Lexi     | 2       | 12 | .167  | 16       | 75 | .213 | 10        | 44 | .227 | 8             | 43 | .186 | 3              | 8  | .375  | 6          | 14 | .429  | 23  | 27  | 0.9  |
| 16 KESEL, Leah     | 0       | 7  | .000  | 3        | 19 | .158 | 1         | 15 | .067 | 2             | 11 | .182 | 0              | 0  | ---   | 3          | 5  | .600  | 3   | 14  | 0.2  |
| 33 STRIEGEL, Jens  | 5       | 15 | .333  | 22       | 84 | .262 | 12        | 38 | .316 | 15            | 61 | .246 | 0              | 1  | .000  | 12         | 31 | .387  | 16  | 37  | 0.4  |
| 10 SUSKI, Olivia   | 0       | 0  | ---   | 0        | 2  | .000 | 0         | 2  | .000 | 0             | 0  | ---  | 0              | 0  | ---   | 0          | 0  | ---   | 1   | 1   | 1.0  |
| 18 WALLS, Dani     | 0       | 1  | .000  | 5        | 25 | .200 | 4         | 12 | .333 | 1             | 14 | .071 | 1              | 2  | .500  | 2          | 8  | .250  | 4   | 6   | 0.7  |
| Totals             | 25      | 12 | .208  | 169      | 71 | .238 | 93        | 39 | .238 | 101           | 44 | .230 | 8              | 25 | .320  | 72         | 21 | .336  | 179 | 294 | 0.6  |
| Opponents          | 0       | 0  | ---   | 242      | 86 | .280 | 125       | 44 | .278 | 117           | 41 | .281 | 11             | 37 | .297  | 93         | 21 | .443  | 225 | 287 | 0.8  |

| Player             | pinch hitting |    |       | w/runners in scoring pos |    |      | w/runner on 3rd and LT 2 out |    |       | with 2 outs |    |      | success adv runners |    |      | 2- rnrns |     |     | rch | rch | kl |
|--------------------|---------------|----|-------|--------------------------|----|------|------------------------------|----|-------|-------------|----|------|---------------------|----|------|----------|-----|-----|-----|-----|----|
|                    | h             | ab | avg   | h                        | ab | avg  | rbi                          | op | pct   | h           | ab | avg  | adv                 | op | pct  | rbi      | w/o | lob |     |     |    |
| 9 BARRETT, Ellison | 0             | 2  | .000  | 0                        | 2  | .000 | 2                            | 2  | 1.000 | 0           | 6  | .000 | 4                   | 9  | .444 | 0        | 2   | 4   | 0   | 0   | 2  |
| 11 BIALEK, Kristen | 1             | 1  | 1.000 | 0                        | 0  | ---  | 0                            | 0  | ---   | 0           | 1  | .000 | 0                   | 0  | ---  | 0        | 0   | 0   | 0   | 0   | 1  |
| 8 BRAUNDMEIER,     | 2             | 8  | .250  | 1                        | 9  | .111 | 1                            | 3  | .333  | 3           | 14 | .214 | 4                   | 14 | .286 | 0        | 1   | 9   | 0   | 1   | 4  |
| 24 CULVER, Madiso  | 0             | 0  | ---   | 6                        | 36 | .167 | 5                            | 9  | .556  | 5           | 31 | .161 | 25                  | 57 | .439 | 2        | 9   | 28  | 5   | 5   | 3  |
| 23 DOWNEY, Erika   | 0             | 1  | .000  | 2                        | 17 | .118 | 4                            | 6  | .667  | 2           | 23 | .087 | 11                  | 31 | .355 | 1        | 7   | 19  | 0   | 4   | 5  |
| 3 FEENEY, Maddy    | 0             | 0  | ---   | 5                        | 17 | .294 | 0                            | 2  | .000  | 4           | 18 | .222 | 15                  | 27 | .556 | 3        | 6   | 5   | 1   | 1   | 0  |
| 4 FINCK, Brenna    | 0             | 0  | ---   | 15                       | 34 | .441 | 6                            | 7  | .857  | 8           | 30 | .267 | 31                  | 51 | .608 | 5        | 10  | 16  | 2   | 6   | 0  |
| 12 GILMORE, Sierra | 0             | 0  | ---   | 8                        | 27 | .296 | 4                            | 4  | 1.000 | 12          | 44 | .273 | 35                  | 55 | .636 | 11       | 15  | 13  | 3   | 3   | 1  |
| 2 GOETZ, Lillie    | 0             | 0  | ---   | 5                        | 19 | .263 | 2                            | 3  | .667  | 7           | 27 | .259 | 21                  | 48 | .438 | 7        | 9   | 17  | 1   | 9   | 3  |
| 7 HALE, Macey      | 2             | 10 | .200  | 2                        | 8  | .250 | 1                            | 2  | .500  | 2           | 10 | .200 | 3                   | 12 | .250 | 1        | 0   | 10  | 1   | 0   | 3  |
| 1 HOMANN, Jenny    | 1             | 6  | .167  | 1                        | 7  | .143 | 2                            | 5  | .400  | 0           | 5  | .000 | 2                   | 12 | .167 | 0        | 2   | 6   | 0   | 0   | 0  |

| Player             | vs left |    |      | vs right |    |      | w/runners |    |      | w/bases empty |    |      | vs leadoff |    |      | with 2 outs |    |      | fly | gnd | fly/ |    |
|--------------------|---------|----|------|----------|----|------|-----------|----|------|---------------|----|------|------------|----|------|-------------|----|------|-----|-----|------|----|
|                    | h       | ab | avg  | h        | ab | avg  | h         | ab | avg  | h             | ab | avg  | rch        | op | pct  | h           | ab | avg  | out | out | gn   | gd |
| 9 BARRETT, Ellison | 2       | 8  | .250 | 2        | 5  | .400 | 3         | 7  | .429 | 1             | 6  | .167 | 0          | 2  | .000 | 2           | 6  | .333 | 6   | 0   | 99   | 0  |
| 19 CAMPBELL, Hav   | 37      | 11 | .314 | 55       | 21 | .262 | 46        | 18 | .249 | 46            | 14 | .322 | 41         | 82 | .500 | 28          | 10 | .275 | 56  | 124 | 0.   | 1  |
| 20 VAN DUYSSE, Am  | 24      | 80 | .300 | 35       | 14 | .246 | 30        | 10 | .283 | 29            | 11 | .250 | 22         | 52 | .423 | 20          | 76 | .263 | 62  | 75  | 0.   | 3  |
| 10 SUSKI, Olivia   | 21      | 62 | .339 | 39       | 16 | .242 | 29        | 10 | .279 | 31            | 11 | .261 | 20         | 55 | .364 | 16          | 66 | .242 | 73  | 64  | 1.   | 0  |
| 28 VAUGHN, Grace   | 5       | 19 | .263 | 22       | 60 | .367 | 17        | 47 | .362 | 10            | 32 | .313 | 10         | 19 | .526 | 6           | 26 | .231 | 28  | 24  | 1.   | 1  |
| Totals             | 89      | 28 | .310 | 153      | 57 | .265 | 125       | 44 | .278 | 117           | 41 | .281 | 93         | 21 | .443 | 72          | 27 | .261 | 225 | 287 | 0.   | 5  |
| Opponents          | 100     | 40 | .247 | 94       | 42 | .221 | 93        | 39 | .238 | 101           | 44 | .230 | 72         | 21 | .336 | 56          | 27 | .201 | 179 | 294 | 0.   | 3  |

| Player            | ap                 | qs | ip/app | *h/g | *r/g | *er/g | *bb/g | *so/g | k/bb | *2b/g | *3b/g | *hr/g | *fo/g | *go/g | *bf/g | sba   | att | pct   |
|-------------------|--------------------|----|--------|------|------|-------|-------|-------|------|-------|-------|-------|-------|-------|-------|-------|-----|-------|
|                   | 9 BARRETT, Ellison | 2  | 0      | 1.50 | 9.33 | 4.67  | 4.67  | 2.33  | 7.00 | 3.0   | 2.33  | 0.00  | 0.00  | 14.00 | 0.00  | 32.67 | 0   | 0     |
| 19 CAMPBELL, Hav  | 21                 | 16 | 3.78   | 8.12 | 4.32 | 3.44  | 2.47  | 4.06  | 1.6  | 1.06  | 0.09  | 0.26  | 4.94  | 10.94 | 32.47 | 7     | 12  | .583  |
| 20 VAN DUYSSE, Am | 19                 | 6  | 2.98   | 7.29 | 4.82 | 3.95  | 1.85  | 2.84  | 1.5  | 1.61  | 0.49  | 0.99  | 7.66  | 9.26  | 30.26 | 2     | 3   | .667  |
| 10 SUSKI, Olivia  | 14                 | 10 | 3.88   | 7.73 | 4.51 | 3.35  | 1.16  | 2.71  | 2.3  | 1.03  | 0.52  | 0.39  | 9.40  | 8.25  | 30.92 | 0     | 2   | .000  |
| 28 VAUGHN, Grace  | 13                 | 0  | 1.46   | 9.95 | 5.89 | 5.89  | 4.05  | 1.84  | 0.5  | 2.58  | 0.00  | 0.74  | 10.32 | 8.84  | 36.11 | 4     | 4   | 1.000 |
| Totals            | 32                 | 32 | 6.64   | 7.98 | 4.65 | 3.79  | 2.11  | 3.23  | 1.5  | 1.35  | 0.30  | 0.53  | 7.42  | 9.46  | 31.81 | 13    | 21  | .619  |
| Opponents         | 32                 | 32 | 6.80   | 6.24 | 4.08 | 2.89  | 2.93  | 5.15  | 1.8  | 1.06  | 0.23  | 0.39  | 5.76  | 9.45  | 30.81 | 30    | 37  | .811  |



**2018 Murray State Softball  
Miscellaneous Stats for Murray St. (as of Apr 06, 2018)  
(All games)**



| <b>Multiple Hit Games</b> | <b>2</b>  | <b>3</b> | <b>4</b> | <b>5+</b> | <b>Total</b> |
|---------------------------|-----------|----------|----------|-----------|--------------|
| 33 STRIEGEL, Jensen       | 10        | -        | -        | -         | 10           |
| 12 GILMORE, Sierra        | 7         | 1        | -        | -         | 8            |
| 4 FINCK, Brenna           | 6         | 2        | -        | -         | 8            |
| 24 CULVER, Madison        | 6         | 1        | -        | -         | 7            |
| 2 GOETZ, Lillie           | 3         | 3        | -        | -         | 6            |
| 14 JONES, Lexi            | 4         | -        | -        | -         | 4            |
| 3 FEENEY, Maddy           | 1         | -        | -        | -         | 1            |
| 18 WALLS, Dani            | 1         | -        | -        | -         | 1            |
| 8 BRAUNDMEIER, Log        | 1         | -        | -        | -         | 1            |
| <b>TEAM</b>               | <b>39</b> | <b>7</b> | <b>0</b> | <b>0</b>  | <b>46</b>    |

| <b>Multiple RBI Games</b> | <b>2</b>  | <b>3</b> | <b>4</b> | <b>5+</b> | <b>Total</b> |
|---------------------------|-----------|----------|----------|-----------|--------------|
| 12 GILMORE, Sierra        | 2         | -        | 1        | 1         | 4            |
| 14 JONES, Lexi            | 1         | -        | 2        | 1         | 4            |
| 24 CULVER, Madison        | 3         | -        | -        | -         | 3            |
| 2 GOETZ, Lillie           | 2         | 1        | -        | -         | 3            |
| 4 FINCK, Brenna           | 2         | 1        | -        | -         | 3            |
| 18 WALLS, Dani            | 1         | 1        | -        | -         | 2            |
| 23 DOWNEY, Erika          | 1         | -        | -        | -         | 1            |
| 8 BRAUNDMEIER, Log        | 1         | -        | -        | -         | 1            |
| 33 STRIEGEL, Jensen       | 1         | -        | -        | -         | 1            |
| <b>TEAM</b>               | <b>14</b> | <b>3</b> | <b>3</b> | <b>2</b>  | <b>22</b>    |

| <b>Player</b>     | <b>GS</b> | <b>Position</b> |          |           |           |           |           |           |           |           |           |           | <b>Batting Order</b> |            |            |            |            |            |            |            |            |   |
|-------------------|-----------|-----------------|----------|-----------|-----------|-----------|-----------|-----------|-----------|-----------|-----------|-----------|----------------------|------------|------------|------------|------------|------------|------------|------------|------------|---|
|                   |           | <b>p</b>        | <b>c</b> | <b>1b</b> | <b>2b</b> | <b>3b</b> | <b>ss</b> | <b>lf</b> | <b>cf</b> | <b>rf</b> | <b>of</b> | <b>dh</b> | <b>1st</b>           | <b>2nd</b> | <b>3rd</b> | <b>4th</b> | <b>5th</b> | <b>6th</b> | <b>7th</b> | <b>8th</b> | <b>9th</b> |   |
| 4 FINCK, Brenna   | 32        | .               | .        | .         | .         | 32        | .         | .         | .         | .         | .         | .         | 11                   | 4          | .          | 17         | .          | .          | .          | .          | .          | . |
| 33 STRIEGEL, Jen  | 32        | .               | .        | .         | .         | .         | .         | .         | .         | .         | 32        | .         | .                    | .          | .          | .          | .          | 4          | 5          | .          | .          | . |
| 12 GILMORE, Sier  | 32        | .               | .        | .         | .         | .         | 32        | .         | .         | .         | .         | .         | .                    | .          | .          | .          | .          | .          | .          | .          | .          | . |
| 24 CULVER, Madis  | 32        | .               | 31       | .         | .         | .         | .         | .         | .         | .         | .         | .         | .                    | .          | .          | 14         | 16         | .          | 2          | .          | .          | . |
| 2 GOETZ, Lillie   | 32        | .               | .        | .         | 10        | .         | .         | 22        | .         | .         | .         | .         | 9                    | 11         | 2          | .          | 9          | .          | .          | 1          | .          | . |
| 14 JONES, Lexi    | 32        | .               | .        | 32        | .         | .         | .         | .         | .         | .         | .         | .         | .                    | .          | .          | 7          | 14         | 6          | 5          | .          | .          | . |
| 3 FEENEY, Maddy   | 31        | .               | .        | .         | .         | .         | .         | .         | .         | .         | .         | 31        | .                    | .          | .          | .          | .          | 12         | 6          | 11         | .          | . |
| 23 DOWNEY, Erika  | 22        | .               | .        | .         | 22        | .         | .         | .         | .         | .         | .         | .         | .                    | 2          | .          | .          | .          | .          | 2          | 4          | 14         | . |
| 19 CAMPBELL, Ha   | 16        | 16              | .        | .         | .         | .         | .         | .         | .         | .         | .         | .         | .                    | .          | .          | .          | .          | .          | .          | .          | .          | . |
| 16 KESEL, Leah    | 11        | .               | .        | .         | .         | .         | .         | 6         | .         | 1         | .         | 4         | .                    | .          | .          | .          | 2          | .          | 3          | 6          | .          | . |
| 18 WALLS, Dani    | 11        | .               | 1        | .         | .         | .         | .         | .         | .         | .         | .         | .         | 10                   | .          | .          | .          | 6          | 1          | 4          | .          | .          | . |
| 10 SUSKI, Olivia  | 10        | 10              | .        | .         | .         | .         | .         | .         | .         | .         | .         | .         | 1                    | .          | .          | .          | .          | .          | 1          | .          | .          | . |
| 9 BARRETT, Elliso | 6         | .               | .        | .         | .         | .         | .         | .         | .         | .         | .         | .         | 6                    | .          | .          | .          | 4          | .          | 2          | .          | .          | . |
| 8 BRAUNDMEIER,    | 6         | .               | .        | .         | .         | .         | .         | 4         | .         | .         | .         | .         | 2                    | .          | .          | .          | 2          | 3          | .          | 1          | .          | . |
| 20 VAN DUYSE, A   | 6         | 6               | .        | .         | .         | .         | .         | .         | .         | .         | .         | .         | .                    | .          | .          | .          | .          | .          | .          | .          | .          | . |
| 7 HALE, Macey     | 4         | .               | .        | .         | .         | .         | .         | .         | .         | .         | .         | .         | 4                    | .          | .          | .          | .          | .          | 4          | .          | .          | . |
| 1 HOMANN, Jenn    | 3         | .               | .        | .         | .         | .         | .         | .         | .         | .         | .         | .         | 3                    | .          | .          | .          | .          | .          | 1          | 2          | .          | . |
| 11 BIALEK, Kriste | 1         | .               | .        | .         | .         | .         | .         | .         | .         | .         | .         | .         | 1                    | .          | .          | .          | .          | .          | .          | .          | .          | . |

| <b>HITTING STREAKS</b> |                |                |
|------------------------|----------------|----------------|
| <b>Player</b>          | <b>Longest</b> | <b>Current</b> |
| Finck                  | 6              | 7              |
| Gilmore                | 5              | 1              |
| Jones                  | 4              | 1              |
| Culver                 | 3              | 3              |
| Feeney                 | 3              | 1              |
| Goetz                  | 3              | 1              |
| Striegel               | 3              | ---            |
| Downey                 | 2              | ---            |
| Walls                  | 2              | ---            |

\*Streak dates back to 2017 season

| <b>REACHED BASE STREAKS</b> |                |                |
|-----------------------------|----------------|----------------|
| <b>Player</b>               | <b>Longest</b> | <b>Current</b> |
| Finck                       | 8              | 8              |
| Gilmore                     | 8              | 1              |
| Striegel                    | 7              | ---            |
| Culver                      | 6*             | 3              |
| Goetz                       | 6              | 1              |
| Jones                       | 5              | 1              |
| Downey                      | 4              | ---            |
| Braundmeier                 | 3              | ---            |
| Feeney                      | 3              | 1              |
| Kesel                       | 3              | 1              |
| Barrett                     | 2              | 1              |
| Hale                        | 2              | 1              |
| Homann                      | 2              | ---            |
| Suski                       | 2              | ---            |
| Walls                       | 2              | ---            |

\*Streak dates back to 2017 season



**2018 Murray State Softball  
Miscellaneous Stats for Murray St. (as of Apr 06, 2018)  
(All games)**



**Starting Lineup By Position  
(Team W-L record when starter)**

|                     |    |         |
|---------------------|----|---------|
| PITCHER:            |    |         |
| 19 CAMPBELL, Haven  | 16 | (6-10)  |
| 10 SUSKI, Olivia    | 10 | (3-7)   |
| 20 VAN DUYSE, Amb   | 6  | (1-5)   |
| CATCHER:            |    |         |
| 24 CULVER, Madison  | 31 | (10-21) |
| 18 WALLS, Dani      | 1  | (0-1)   |
| FIRST BASE:         |    |         |
| 14 JONES, Lexi      | 32 | (10-22) |
| SECOND BASE:        |    |         |
| 23 DOWNEY, Erika    | 22 | (7-15)  |
| 2 GOETZ, Lillie     | 10 | (3-7)   |
| THIRD BASE:         |    |         |
| 4 FINCK, Brenna     | 32 | (10-22) |
| SHORTSTOP:          |    |         |
| 12 GILMORE, Sierra  | 32 | (10-22) |
| LEFT FIELD:         |    |         |
| 2 GOETZ, Lillie     | 22 | (7-15)  |
| 16 KESEL, Leah      | 6  | (2-4)   |
| 8 BRAUNDMEIER, Lo   | 4  | (1-3)   |
| CENTER FIELD:       |    |         |
| 33 STRIEGEL, Jensen | 32 | (10-22) |
| RIGHT FIELD:        |    |         |
| 3 FEENEY, Maddy     | 31 | (10-21) |
| 16 KESEL, Leah      | 1  | (0-1)   |
| DESIGNATED HITTER:  |    |         |
| 18 WALLS, Dani      | 10 | (3-7)   |
| 9 BARRETT, Ellison  | 6  | (2-4)   |
| 7 HALE, Macey       | 4  | (2-2)   |
| 16 KESEL, Leah      | 4  | (0-4)   |
| 1 HOMANN, Jenny     | 3  | (1-2)   |
| 8 BRAUNDMEIER, Lo   | 2  | (1-1)   |
| 24 CULVER, Madison  | 1  | (0-1)   |
| 10 SUSKI, Olivia    | 1  | (1-0)   |
| 11 BIALEK, Kristen  | 1  | (0-1)   |

**Starting Lineup By Lineup Spot  
(Team W-L record when starter)**

|                     |    |        |
|---------------------|----|--------|
| LEADOFF:            |    |        |
| 4 FINCK, Brenna     | 11 | (5-6)  |
| 33 STRIEGEL, Jensen | 10 | (3-7)  |
| 2 GOETZ, Lillie     | 9  | (2-7)  |
| 12 GILMORE, Sierra  | 1  | (0-1)  |
| 11 BIALEK, Kristen  | 1  | (0-1)  |
| 2ND SPOT:           |    |        |
| 33 STRIEGEL, Jensen | 13 | (4-9)  |
| 2 GOETZ, Lillie     | 11 | (3-8)  |
| 4 FINCK, Brenna     | 4  | (1-3)  |
| 23 DOWNEY, Erika    | 2  | (1-1)  |
| 3 FEENEY, Maddy     | 2  | (1-1)  |
| 3RD SPOT:           |    |        |
| 12 GILMORE, Sierra  | 30 | (9-21) |
| 2 GOETZ, Lillie     | 2  | (1-1)  |
| CLEANUP:            |    |        |
| 4 FINCK, Brenna     | 17 | (4-13) |
| 24 CULVER, Madison  | 14 | (5-9)  |
| 12 GILMORE, Sierra  | 1  | (1-0)  |
| 5TH SPOT:           |    |        |
| 24 CULVER, Madison  | 16 | (5-11) |
| 2 GOETZ, Lillie     | 9  | (3-6)  |
| 14 JONES, Lexi      | 7  | (2-5)  |
| 6TH SPOT:           |    |        |
| 14 JONES, Lexi      | 14 | (5-9)  |
| 18 WALLS, Dani      | 6  | (2-4)  |
| 33 STRIEGEL, Jensen | 4  | (1-3)  |
| 9 BARRETT, Ellison  | 4  | (2-2)  |
| 16 KESEL, Leah      | 2  | (0-2)  |
| 8 BRAUNDMEIER, Lo   | 2  | (0-2)  |
| 7TH SPOT:           |    |        |
| 3 FEENEY, Maddy     | 12 | (4-8)  |
| 14 JONES, Lexi      | 6  | (2-4)  |
| 33 STRIEGEL, Jensen | 5  | (2-3)  |
| 8 BRAUNDMEIER, Lo   | 3  | (2-1)  |
| 23 DOWNEY, Erika    | 2  | (0-2)  |
| 24 CULVER, Madison  | 2  | (0-2)  |
| 18 WALLS, Dani      | 1  | (0-1)  |
| 1 HOMANN, Jenny     | 1  | (0-1)  |
| 8TH SPOT:           |    |        |
| 3 FEENEY, Maddy     | 6  | (1-5)  |
| 14 JONES, Lexi      | 5  | (1-4)  |
| 23 DOWNEY, Erika    | 4  | (2-2)  |
| 7 HALE, Macey       | 4  | (2-2)  |
| 18 WALLS, Dani      | 4  | (1-3)  |
| 16 KESEL, Leah      | 3  | (0-3)  |
| 9 BARRETT, Ellison  | 2  | (0-2)  |
| 1 HOMANN, Jenny     | 2  | (1-1)  |
| 2 GOETZ, Lillie     | 1  | (1-0)  |
| 10 SUSKI, Olivia    | 1  | (1-0)  |
| 9TH SPOT:           |    |        |
| 23 DOWNEY, Erika    | 14 | (4-10) |
| 3 FEENEY, Maddy     | 11 | (4-7)  |
| 16 KESEL, Leah      | 6  | (2-4)  |
| 8 BRAUNDMEIER, Lo   | 1  | (0-1)  |



**2018 Murray State Softball  
Games Summary for Murray St. (as of Apr 06, 2018)  
(All games)**



|                         |          |          |          |          |          |          |          |          |          |              |
|-------------------------|----------|----------|----------|----------|----------|----------|----------|----------|----------|--------------|
| <b>Score by innings</b> | <b>1</b> | <b>2</b> | <b>3</b> | <b>4</b> | <b>5</b> | <b>6</b> | <b>7</b> | <b>8</b> | <b>9</b> | <b>Total</b> |
| Murray St.              | 18       | 18       | 21       | 24       | 20       | 16       | 5        | 1        | 4        | 127          |
| Opponents               | 16       | 18       | 27       | 22       | 25       | 17       | 13       | 2        | 1        | 141          |

**Record when ...**

|                      |       |                      |      |
|----------------------|-------|----------------------|------|
| Overall              | 10-22 | After 4 leading      | 5-1  |
| Conference           | 0-4   | ..... trailing       | 3-17 |
| Non-Conference       | 10-18 | ..... tied           | 2-4  |
| Home games           | 3-3   | After 5 leading      | 6-1  |
| Away games           | 2-7   | ..... trailing       | 1-18 |
| Neutral site         | 5-12  | ..... tied           | 1-3  |
| Day games            | 10-21 | After 6 leading      | 5-0  |
| Night games          | 0-1   | ..... trailing       | 0-18 |
| vs Left starter      | 2-2   | ..... tied           | 2-3  |
| vs Right starter     | 8-20  |                      |      |
| 1-Run games          | 1-6   | Hit 0 home runs      | 4-18 |
| 2-Run games          | 4-4   | ... 1 home run       | 5-3  |
| 5+Run games          | 3-6   | ... 2+ home runs     | 1-1  |
| Extra innings        | 2-1   |                      |      |
| Shutouts             | 3-4   | Opponent 0 home runs | 9-11 |
|                      |       | ..... 1 home run     | 1-7  |
| Scoring 0-2 runs     | 1-14  | ..... 2+ HRs         | 0-4  |
| ..... 3-5 runs       | 4-8   |                      |      |
| ..... 6-9 runs       | 2-0   | Made 0 errors        | 4-4  |
| ..... 10+ runs       | 3-0   | .... 1 error         | 0-11 |
|                      |       | .... 2+ errors       | 6-7  |
| Opponent 0-2 runs    | 5-1   |                      |      |
| ..... 3-5 runs       | 2-12  | Opp. made 0 errors   | 2-8  |
| ..... 6-9 runs       | 3-9   | ..... 1 error        | 5-8  |
| ..... 10+ runs       | 0-0   | ..... 2+ errors      | 3-6  |
| Scored in 1st inning | 5-2   | Out-hit opponent     | 8-3  |
| Opp. scored in 1st   | 1-8   | Out-hit by opponent  | 2-17 |
| Scores first         | 8-6   | Hits are tied        | 0-2  |
| Opp. scores first    | 2-16  |                      |      |

**Record when team scores:**

|      |     |     |     |     |     |     |     |     |     |     |     |
|------|-----|-----|-----|-----|-----|-----|-----|-----|-----|-----|-----|
| Runs | 0   | 1   | 2   | 3   | 4   | 5   | 6   | 7   | 8   | 9   | 10+ |
| W-L  | 0-4 | 0-4 | 1-6 | 0-5 | 2-2 | 2-1 | 0-0 | 1-0 | 0-0 | 1-0 | 3-0 |

**Record when opponent scores:**

|      |     |     |     |     |     |     |     |     |     |     |     |
|------|-----|-----|-----|-----|-----|-----|-----|-----|-----|-----|-----|
| Runs | 0   | 1   | 2   | 3   | 4   | 5   | 6   | 7   | 8   | 9   | 10+ |
| W-L  | 3-0 | 1-0 | 1-1 | 2-3 | 0-5 | 0-4 | 3-3 | 0-4 | 0-1 | 0-1 | 0-0 |

**Record when leading after:**

|      |     |     |     |     |     |     |
|------|-----|-----|-----|-----|-----|-----|
| Inn. | 1   | 2   | 3   | 4   | 5   | 6   |
| W-L  | 5-1 | 6-2 | 5-3 | 5-1 | 6-1 | 5-0 |

**Record when trailing after:**

|      |     |      |      |      |      |      |
|------|-----|------|------|------|------|------|
| Inn. | 1   | 2    | 3    | 4    | 5    | 6    |
| W-L  | 1-8 | 1-11 | 2-17 | 3-17 | 1-18 | 0-18 |

**Record when tied after:**

|      |      |     |     |     |     |     |
|------|------|-----|-----|-----|-----|-----|
| Inn. | 1    | 2   | 3   | 4   | 5   | 6   |
| W-L  | 4-13 | 3-9 | 3-2 | 2-4 | 1-3 | 2-3 |

Current winning streak: 1  
 Longest winning streak: 2  
 Longest losing streak: 8

Home attendance : 1683 ( 5 dates avg = 336 )  
 Away attendance : 6699 ( 26 dates avg = 257 )  
 Total attendance: 8382 ( 31 dates avg = 270 )



1

**JENNY  
HOMANN**

IF/C • R/R • 5-9 • So.  
Freeburg, Ill.



2

**LILLIE  
GOETZ**

IF • L/R • 5-3 • Jr.  
Owensboro, Ky.



3

**MADDY  
FEENEY**

OF • L/R • 5-3 • Sr.  
Morris, Ill.



4

**BRENNA  
FINCK**

IF • L/R • 5-4 • Jr.  
Maroa, Ill.



7

**MACEY  
HALE**

C/IF • R/R • 5-10 • Fr.  
Central City, Ky.



8

**LOGAN  
BRAUNDMEIER**


OF/U • R/R • 5-8 • Fr.  
Aviston, Ill.



9

**ELLISON  
BARRETT**

P/OF • L/R • 5-7 • So.  
Florence, Ala.



10

**OLIVIA  
SUSKI**

P/IF • R/R • 5-10 • Fr.  
Louisville, Ky.



11

**KRISTEN  
BIALEK**

OF/U • L/R • 5-2 • So.  
Downers Grove, Ill.



12

**SIERRA  
GILMORE**

IF • R/R • 5-11 • Fr.  
Williamsburg, Ind.



14

**LEXI  
JONES**

IF • R/R • 5-8 • So.  
Eldersburg, Md.



16

**LEAH  
KESEL**

OF • L/R • 5-8 • Jr.  
Loose Creek, Mo.



18

**DANI  
WALLS**

C • R/R • 5-8 • Fr.  
Louisville, Ky.



19

**HAVEN  
CAMPBELL**

P • R/R • 6-1 • Sr.  
Gurley, Ala.



20

**AMBER  
VAN DUYSSE**

P • R/R • 5-11 • Jr.  
De Pere, Wis.



23

**ERIKA  
DOWNEY**

IF • R/R • 5-3 • Sr.  
Louisville, Ky.



24

**MADISON  
CULVER**

IF/C • R/R • 5-7 • So.  
Riverview, Fla.



28

**GRACE  
VAUGHN**

P • R/R • 5-7 • Jr.  
Herod, Ill.



33

**JENSEN  
STRIEGEL**

OF • L/R • 5-6 • Fr.  
Floyds Knob, Ind.