



# MURRAY STATE RACERS (1-3) AT 2018 FEBRUARY FREEZER

Fri.-Sun., Feb. 16-18, 2018

Nusz Park/Starkville, Miss.

Live Video: SEC Network+ (MSST game only)

Live Audio: None

## 2018 MURRAY STATE SCHEDULE

Date	Opponent	Time /Result
Feb. 9	vs. ETSU <sup>1</sup>	W 16-6
Feb. 10	at Ga. Southern <sup>1</sup>	L 4-5
Feb. 10	vs. ETSU <sup>1</sup>	L 5-7
Feb. 11	vs. Radford <sup>1</sup>	L 2-4
<b>Feb. 16</b>	<b>vs. Drake<sup>2</sup></b>	<b>12:30 p.m.</b>
<b>Feb. 16</b>	<b>at Mississippi St.<sup>2</sup></b>	<b>3 p.m.</b>
<b>Feb. 17</b>	<b>vs. South Ala.<sup>2</sup></b>	<b>11 a.m.</b>
<b>Feb. 17</b>	<b>vs. Drake<sup>2</sup></b>	<b>6:30 p.m.</b>
<b>Feb. 18</b>	<b>vs. South Ala.<sup>2</sup></b>	<b>1:30 p.m.</b>
Feb. 23	vs. Tennessee Tech <sup>3</sup>	10 a.m.
Feb. 23	at Troy <sup>3</sup>	3 p.m.
Feb. 24	vs. UAB <sup>3</sup>	12:30 p.m.
Feb. 24	at Troy <sup>3</sup>	5:30 p.m.
Feb. 25	vs. UAB <sup>3</sup>	10 a.m.
Mar. 2	vs. Northern Ill. <sup>4</sup>	12 p.m.
Mar. 2	at Southern Ill. <sup>4</sup>	4 p.m.
Mar. 3	vs. Illinois <sup>4</sup>	10 a.m.
Mar. 3	vs. TBD <sup>4</sup>	2 p.m./4 p.m.
Mar. 4	vs. TBD <sup>4</sup>	12 p.m./2 p.m.
Mar. 9	RHODE ISLAND <sup>5</sup>	2 p.m.
Mar. 9	OAKLAND <sup>5</sup>	4:30 p.m.
Mar. 10	ILL.-CHICAGO <sup>5</sup>	2 p.m.
Mar. 11	KENT ST. <sup>5</sup>	2 p.m.
Mar. 11	EVANSVILLE <sup>5</sup>	4:30 p.m.
Mar. 16	vs. Northern Colo. <sup>6</sup>	9 a.m.
Mar. 16	at Kansas <sup>6</sup>	4:30 p.m.
Mar. 17	vs. Western Ill. <sup>6</sup>	9 a.m.
Mar. 17	vs. UMKC <sup>6</sup>	11:30 a.m.
Mar. 18	vs. Saint Louis <sup>6</sup>	9 a.m.
Mar. 20	at Saint Louis	4 p.m.
Mar. 24	Eastern Ky.* (DH)	12 p.m.
Mar. 25	Morehead St.* (DH)	11 1.m.
Mar. 30	JACKSONVILLE ST.* (DH)	1 p.m.
Apr. 4	WESTERN KY.	5 p.m.
Apr. 7	UT MARTIN* (DH)	1 p.m.
Apr. 8	SOUTHEAST MO.* (DH)	1 p.m.
Apr. 11	SOUTHERN ILL.	4 p.m.
Apr. 14	at Tennessee Tech* (DH)	1 p.m.
Apr. 18	at Memphis	5 p.m.
Apr. 21	at Tennessee St.* (DH)	1 p.m.
Apr. 22	at Belmont* (DH)	1 p.m.
Apr. 28	EASTERN ILL.* (DH)	1 p.m.
Apr. 29	SIUE * (DH)	1 p.m.
May 4	AUSTIN PEAY* (DH)	1 p.m.
May 9-12	OVC Tournament <sup>7</sup>	TBA

\* - OVC Contest

<sup>1</sup> - 2018 Eagle Round Robin Invitational (Statesboro, Ga.)

<sup>2</sup> - 2018 February Freezer (Starkville, Miss.)

<sup>3</sup> - 2018 Trojan Classic (Troy, Ala.)

<sup>4</sup> - 2018 Coach B Classic (Carbondale, Ill.)

<sup>5</sup> - 2018 Racer Classic (Murray, Ky.)

<sup>6</sup> - 2018 Rock Chalk Challenge (Lawrence, Kan.)


<sup>7</sup> - 2018 OVC Tournament (Oxford, Ala.)

Home games in ALL CAPS

All Times Central

Current game(s) in bold italics

## MURRAY STATE PROBABLE STARTERS



## 2018 OVC STANDINGS

Team	OVC	Overall
SIUE	0-0	2-0
Eastern Kentucky	0-0	3-1
Morehead State	0-0	3-1
Jacksonville State	0-0	3-2
Eastern Illinois	0-0	2-2
Southeast Missouri	0-0	2-3
<b>Murray State</b>	<b>0-0</b>	<b>1-3</b>
Belmont	0-0	0-0
Austin Peay	0-0	0-3
Tennessee State	0-0	0-4
Tennessee Tech	0-0	0-4

**Standing as of Feb. 12, 2018**

## QUICK HIT

Category	Team	Opp.	Leader
Batting Avg.	.291	.363	Gilmore - .500
Slugging %	.466	.500	Culver - 1.00
On-Base %	.388	.427	Goetz - .578
Runs	27	22	Goetz - 5
Hits	30	37	Finck - 6
Walks	15	13	Goetz - 3
Doubles	5	9	Finck - 3
Triples	2	1	Goetz, Culver - 1
Home Runs	3	1	Culver - 2
RBIs	25	21	Walls - 6
SB/SBA	6/8	4/4	Downey, Striegel - 2
ERA	6.39	5.88	Suski - 2.92
Wins	1	3	Campbell - 1
Saves	0	0	---
Strikeouts	9	18	Suski - 4
Opp. Avg.	.363	.291	Suski - .255
Fielding Pct.	1.00	.750	8 Players - 1.00

## 2018 RECORD BREAKDOWN

*All stats are from 2018*

	Record	Home	Away	Neutral	Extras
<b>Overall</b>	<b>1-3</b>	<b>0-0</b>	<b>0-1</b>	<b>1-2</b>	<b>0-0</b>
<b>OVC</b>	<b>0-0</b>	<b>0-0</b>	<b>0-0</b>	<b>0-0</b>	<b>0-0</b>

## SEASON STREAKS

Overall: L3 Home: --- Away: L1 Neutral: L2 Extras: ---

## SEASON-HIGH WON/LOST STREAKS

Overall: W1/L3 Home: ---/--- Away: ---/L1 Neutral: W1/L2 Extras: ---/---

## UPCOMING SCHEDULE

DATE	OPPONENT	SITE	TIME	WEB
Feb. 23	Tennessee Tech	Troy Softball Complex; Troy, Ala.	10 a.m.	Mixlr.com
Feb. 23	Troy	Troy Softball Complex; Troy, Ala.	3 p.m.	Facebook.com
Feb. 24	UAB	Troy Softball Complex; Troy, Ala.	12:30 p.m.	Mixlr.com
Feb. 24	Troy	Troy Softball Complex; Troy, Ala.	5:30 p.m.	Facebook.com
Feb. 25	UAB	Troy Softball Complex; Troy, Ala.	10 a.m.	Mixlr.com

## PREVIOUSLY ON... RACER SOFTBALL

**at 2018 Eagle Round Robin (1-3)**

**Feb. 9-11, 2018 at Eagle Field**

STATESBORO, Ga. - Murray State won just one of four games last weekend as it opened the weekend at the Eagle Round Robin. The Racers opened up the tournament with a 16-6 win over ETSU, but dropped the next three to Georgia Southern, ETSU and Radford. Freshman Sierra Gilmore led MSU on the weekend by going 6-for-12 for an even .500 average, while Madison Culver belted a triple and two home runs. Olivia Suski recorded a weekend-high four strikeouts and had the low ERA at .292, while Campbell picked up the lone win.

## THIS WEEKEND'S OPPONENTS:

**vs. Drake Bulldogs**


**Feb. 16 & 17**

**12:30 a.m. & 6:30 p.m.**

**Nusz Park**

**SERIES HISTORY:** This weekend will be first-ever meetings between the Racers and the Bulldogs.

**SCOUTING THE BULLDOGS:** Drake is off to a 4-1 start this season after winning its first four games in the UNI-Dome Classic last weekend, before falling in the finale to future Racer opponent UMKC. Mandi Roemmich led the Bulldogs with a .429 average to go along with five runs, a double, two RBIs and three walks. In the circle, Nicole Newman went 2-0 with a 0.00 ERA, 19 strikeouts, just two walks and .107 opponent's average. As a team, Drake is hitting .325 and has a staff ERA of 0.88, while their opponents are hitting just .188.

MURRAY STATE VS. DRAKE		RACERS - 0 WINS, BULLDOGS - 0 WINS	
	<u>Drake Quick Facts</u>		
	<b>Founded:</b> 1881 <b>Location:</b> Des Moines, Iowa <b>Colors:</b> Blue & White <b>Enrollment:</b> 5,015	<b>Conference:</b> Missouri Valley <b>Field:</b> Buel Field <b>2017 Rec.:</b> 28-27 (11-15, T-5th MVC) <b>Postseason:</b> 1st Rd. MVC Tourn.	<b>Head Coach:</b> Rich Calvert <b>Alma Mater:</b> Illinois St. '88 <b>Overall Record (season):</b> 417-388 (16th) <b>DU Record (season):</b> Same
<b>Last 3 vs. DU:</b> First Meeting	<u>Current Streaks vs. DU:</u> <b>Overall:</b> --- <b>Home:</b> --- <b>Away:</b> ---	<u>All-Time vs. DU:</u> <b>Home:</b> --- <b>Away:</b> --- <b>Neutral:</b> ---	<u>MUR-DU Series Misc.:</u> <b>First Meeting:</b> --- <b>Largest MUR Win:</b> --- <b>Largest DU Win:</b> ---

**SERIES HISTORY:** The Racers and Bulldogs have met just once previous, back in 2013 in Starkville, when the Bulldogs picked up a 4-1 win over Murray State.

**SCOUTING THE BULLDOGS:** Mississippi State got off to a hot start last weekend in its home tournament where it went 4-0 and outscored its opponents, 31-0. Mia Davidson went 8-for-12 on opening weekend with two doubles, two home runs and five RBIs. In the circle, Holly Ward went 2-0, including a no-hitter against Mississippi Valley, with a 0.00 ERA, 18 strikeouts and .051 opponent's average. The Bulldogs .394 on the weekend with 10 doubles, three triples and five home runs. Meanwhile, opponents hit just a .053 clip against them, mustering just four hits in 75 at bats, while striking out 40 times and walking only five times.

MURRAY STATE AT MISSISSIPPI STATE			BULLDOGS - 1 WIN, RACERS - 0 WINS,		
	<u>Mississippi State Quick Facts</u>				
	<b>Founded:</b> 1878 <b>Location:</b> Starkville, Miss. <b>Colors:</b> Maroon & White <b>Enrollment:</b> 21,622	<b>Conference:</b> Southeastern <b>Field:</b> Nusz Park <b>2017 Rec.:</b> 36-22 (10-14, 9th SEC) <b>Postseason:</b> NCAA Regionals		<b>Head Coach:</b> Vann Stuedman <b>Alma Mater:</b> Hutingdon '94 <b>Overall Record (season):</b> 207-143 (7th) <b>MSST Record (season):</b> Same	
<b>Last 3 vs. MSST:</b> 2/17/13 @MSST L 1-4	<u>Current Streaks vs. MSST:</u> <b>Overall:</b> Lost 1 <b>Home:</b> --- <b>Away:</b> Lost 1	<u>All-Time vs. MSST:</u> <b>Home:</b> --- <b>Away:</b> 0-1 <b>Neutral:</b> ---		<u>MUR-MSST Series Misc.:</u> <b>First Meeting:</b> 2/17/13 @MSST L 1-44 <b>Largest MUR Win:</b> --- <b>Largest MSST Win:</b> 2/17/13 @MSST L 1-4	

## vs. South Alabama Jaguars


Feb. 17 &amp; 18

11 a.m. &amp; 1:30 p.m.

Nusz Park

**SERIES HISTORY:** The Jaguars are 3-0 all-time against the Racers with the most recent meeting coming last year in Mobile when South Alabama defeated Murray State, 8-3.

**SCOUTING THE JAGUARS:** South Alabama went 4-1 during the first week of the season with the only loss coming in the form of a 1-0 defeat at the hands of 11th-ranked Alabama. Despite taking the loss to Alabama, Devin Brown leads the Jaguars with a 0.75 ERA, 20 strikeouts and a .217 opponents average. In addition, Alexis Reid limited opponents to a .107 average to go along with a 2-0 record and 0.86 ERA. As a staff, South Alabama turned in a 0.80 ERA and held opponent's to a .168 average, while hitting .265 as a team themselves. Katelyn Gurich had the hot bat for USA last week, hitting .400, while also walking a team-high four times.

MURRAY STATE VS. SOUTH ALABAMA			JAGUARS - 3 WINS , RACERS - 0 WINS		
	<u>South Alabama Facts</u>				
	<b>Founded:</b> 1963 <b>Location:</b> Mobile, Ala. <b>Colors:</b> Red, White & Blue <b>Enrollment:</b> 16,669		<b>Conference:</b> Sun Belt <b>Field:</b> Jaguar Field <b>2017 Rec.:</b> 35-20 (15-12, 2nd SBC) <b>Postseason:</b> Sun Belt Quarterfinals		<b>Head Coach:</b> Becky Clark <b>Alma Mater:</b> Mobile '95 <b>Overall Record (season):</b> 386-215-1 (13th) <b>USA Record (season):</b> Same
<b>Last 3 vs. USA:</b> 2/18/17 @USA L 3-8 3/1/13 @UAB L 6-8 3/2/13 @UAB L 0-1	<b><u>Current Streaks vs. USA:</u></b> <b>Overall:</b> Lost 3 <b>Home:</b> --- <b>Away:</b> Lost 3		<b><u>All-Time vs. USA:</u></b> <b>Home:</b> --- <b>Away:</b> 0-1 <b>Neutral:</b> 0-2		<b><u>MSU-USA Series Misc.:</u></b> <b>First Meeting:</b> 3/1/13 @UAB L 0-1 <b>Largest MSU Win:</b> --- <b>Largest USA Win:</b> 2/18/17 @SA L 3-8

## IN THIER OWN WORDS

**What are some things you thought went right as a team last weekend?**

As a team we hit pretty well and I like the way we battled in every game. We were down in some games but never gave up and we fought back to give us an opportunity to win.

**Who are some teammates that are really stepping lately, whether it's on the field or off?**

We are a very young team this year that will certainly get better as the season progresses. With saying that, I believe freshman pitcher, Olivia Suski stepped up this past weekend. She did her job in the circle when we needed her.

**What is something that you personally are working on this week to make this team better?**

My job as a senior leader is to make sure we stay focused as a team, learn from our mistakes and get better each week so that we are playing our best softball once we start conference play.

**What is the best part of a softball road trip and how does that help make you guys a better team?**

We like to have fun on the bus rides. We have a lot of long bus rides where we play games, laugh, joke, and make fun of each other, which helps keeps us loose and bond as a team.



**MADDY FEENEY**  
**SENIOR**  
**MORRIS, ILL.**

## 2018 MURRAY STATE ROSTER

No.	Player	Pos.	B/T	Ht.	Yr.	Hometown (Previous School)
1	Jenny Homann	IF/U	R/R	5-9	So.	Freeburg, Ill. (Freeburg Community HS)
2	Lillie Goetz	IF	L/R	5-3	Jr.	Owensboro, Ky. (Louisville)
3	Maddy Feeney	OF	L/R	5-3	Sr.	Morris, Ill. (Morris Community HS)
4	Brenna Finck	IF	L/R	5-4	Jr.	Maroa, Ill. (Maroa-Forsyth HS)
7	Macey Hale	C/IF	R/R	5-10	Fr.	Center City, Ky. (Muhlenburg County HS)
8	Logan Braundmeier	OF/U	R/R	5-8	Fr.	Aviston, Ill. (Mater Dei HS)
9	Ellison Barrett	P/OF	L/R	5-7	So.	Florence, Ala. (Florence HS)
10	Olivia Suski	P/IF	R/R	5-10	Fr.	Louisville, Ky. (Male HS)
11	Kristen Bialek	OF/U	L/R	5-2	So.	Downers Grove, Ill. (Downers Grove South HS)
12	Sierra Gilmore	IF	R/R	5-11	Fr.	Williamsburg, Ind. (Northeastern HS)
14	Lexi Jones	IF	R/R	5-8	So.	Eldersburg, Md. (Liberty HS)
16	Leah Kesel	OF	L/R	5-8	Jr.	Loose Creek, Mo. (Fatima HS)
18	Dani Walls	C	R/R	5-8	Fr.	Louisville, Ky. (Male HS)
19	Haven Campbell	P	R/R	6-1	Sr.	Gurley, Ala. (Madison County HS)
20	Amber Van Duyse	P	R/R	5-11	Jr.	De Pere, Wis. (West De Pere HS)
23	Erika Downey	IF	R/R	5-3	Sr.	Louisville, Ky. (Mercy Academy)
24	Madison Culver	C/IF	R/R	5-7	Jr.	Riverview, Fla. (East Bay HS)
28	Grace Vaughn	P	R/R	5-7	Jr.	Herod, Ill. (John A. Logan)
33	Jensen Striegel	OF	L/R	5-6	Fr.	Floyds Knob, Ind. (Floyds Knob HS)

**Head Coach:** Kara Amundson (DePaul, 2007), 6th Season

**Assistant Coaches:** Ashley Gilland (Western Illinois, 2007), 6th Season;

Laura Winter (Notre Dame, 2014), 2nd Season; Jessica Twaddle (Murray St., 2017), 1st Season

### Pronunciation Guide

Kara AMUNDSON .....Ah-mund-son  
 Kristen BIALEK.....Buy-uh-leck  
 Logan BRAUNDMEIER .....Browned-myer  
 Brenna FINCK.....Fink  
 Lillie GOETZ .....Gates  
 LEAH KESEL .....Lee-uh Key-suhl  
 Jensen STRIEGEL .....Stree-guhl  
 Olivia SUSKI .....Sus-key  
 Amber VAN DUYSE.....Van Dice

## THE INSIDE TRACK

### CURRENT NOTES

#### WEATHER FORECAST

Temps will range from low-50s on Saturday to the high-60s on Friday. Rain is probable all three days of the tournament, especially Friday and Saturday when the chance of precipitation is 61-percent.

#### WELCOME TO THE CLUB

Lexi Jones became just the 12th player in school history to hit a grand slam when she did so in the first inning Friday against ETSU. Jones would not get another hit in the game, but did drive in one more run to finish with a career-high five RBIs.

#### A DOUBLE TRIPLE

Brenna Finck belted out three doubles in the season-opener against ETSU, tying the school record. Finck now joins Casey Castile from 2013 and Maggie Glass from 2016 as Racers who have accomplished the rare feat.

#### FINDING A WAY

Lillie Goetz tallied hits in three of MSU's four games last weekend, but reached base in all four. Goetz is currently hitting .400 on the year, but her on-base percentage is higher thanks to three walks at .571.

#### POWER SUPPLY

Madison Culver is currently slugging 1.000 on the year thanks to a single, a triple, and two home runs last weekend. Culver finished her first weekend at the plate by going 4-for-12.

#### FILLING THE GAP

The Racer class of 2017 left a large hole to fill for 2018 when it came to offensive production. However, the Racer newcomers answered the call on opening weekend with Sierra Gilmore, Dani Walls, Lillie Goetz and Jensen Striegel combined for over half of MSU's in the four-game stretch with 17 of 30 hits. Gilmore led MSU on the weekend by going 6-for-12 for a .500 average.

#### OK, WHAT'S NEXT?

The Racers will travel to the Trojan Classic in Troy, Alabama. While in Troy, the Racers will take on Troy, UAB and Tennessee Tech.

### PREVIOUS NOTES

#### JUST PEACHY

For the fourth year in a row, the Racers will kick off their season in the state of Georgia. In 2015, the Racers went 3-2 at Georgia's Red & Black Classic in Athens, in 2016, they went 2-2 at the Kennesaw State Kickoff Classic in Kennesaw and last year went 4-1 at the Mercer Invitational in Macon.

#### OUT OF THE GATES

Murray State is 5-4 all-time in season openers, having won five out of seven under head coach Kara Amundson. The Racers are 1-1 in season openers in true away games and 4-3 in neutral site games.

#### FALL REPORT

Murray State went 8-0 in its non-traditional fall season this year with wins over Evansville, SIU and Saint Louis. As a team, the Racers hit .322, while the pitching staff posted a 1.75 team ERA and limited opponents to a .187 average. Freshman Sierra Gilmore led MSU with a .583 average, while junior Brenna Finck batted .400. Senior Haven Campbell went 4-0 in the short season, while freshman Olivia Suski went 2-0 with a 0.00 ERA.

#### A NEW ERA

Of its 10 starters from a year ago, only two return for Murray State in 2018. The seven offensive players lost represents 57.7 percent of MSU's hitting from a season ago, 65.2-percent of its scoring, 72.6-percent of its run production and 77.0-percent of its power hitting.

#### A FAMILIAR FACE

After spending four years as a player for Murray State, two-time OVC Player of the Year Jessica Twaddle returns to the Racers this season in a different role. Twaddle will serve as a volunteer for MSU while pursuing her Master's.

#### IN THE MIX

Select Murray State softball away games will once again be broadcast this season on the internet via Mixlr. Fans can listen, free of charge, on any computer at [mixlr.com/msuracers](http://mixlr.com/msuracers) or by downloading the Mixlr app, available on Apple and Android devices, and searching msuracers. The games will be broadcast by MSU softball media relations contact, Parker Griffith.

# HEAD COACH KARA AMUNDSON

5TH SEASON AT MSU/5TH SEASON OVERALL

## AMUNDSON'S CAREER YEAR-BY-YEAR COACHING RECORD

Year	Team	OVERALL			OVC			POSTSEASON		
		W	L	Pct.	W	L	Pct.	W	L	Pct.
2013	Murray St.	25	28	.472	14	10	.583	2	2	.500
2014	Murray St.	32	23	.582	16	9	.640	2	1	.666
2015	Murray St.	38	19	.667	20	7	.741	2	2	.500
2016	Murray St.	24	31	.436	12	14	.462	1	2	.333
2017	Murray St.	36	20	.643	11	7	.611	1	4	.200
2017	Murray St.	1	3	.250	0	0	.000	0	0	.000
<b>TOTAL</b>		<b>155</b>	<b>124</b>	<b>.555</b>	<b>73</b>	<b>47</b>	<b>.608</b>	<b>8</b>	<b>11</b>	<b>.421</b>
<b>EXTRAS</b>		<b>12</b>	<b>8</b>	<b>.5600</b>	<b>5</b>	<b>3</b>	<b>.625</b>	<b>2</b>	<b>0</b>	<b>1.00</b>

## AMUNDSON VS. THE COMPETITION

OPPONENT	RECORD	OPPONENT	RECORD	OPPONENT	RECORD
Alabama A&M	2-0	Ill.-Chicago	1-0	Rhode Island	0-0
Alabama St.	1-0	Indiana	0-3	Sacred Heart	1-0
Appalachian St.	0-1	Iowa St.	1-0	Saint Louis	3-1
Auburn	0-3	Jackson St.	1-0	Samford	2-1
Arkansas	0-1	Jacksonville	1-1	South Alabama	0-3
<b>Austin Peay*</b>	<b>13-2</b>	<b>Jacksonville St.*</b>	<b>6-8</b>	South Dakota St.	2-0
Ball St.	1-2	Kansas	1-1	Southern Ill.	1-4
<b>Belmont*</b>	<b>7-4</b>	Kennesaw St.	0-1	SIUE*	6-6
Bethel (TN)	2-0	Kentucky	0-3	Southeast Mo.*	9-4
Boston College	0-1	Kent St.	1-1	Tennessee	0-1
Bowling Green	1-1	LSU	0-1	Tennessee St.*	8-2
Bradley	1-0	La.-Monroe	2-0	Tennessee Tech*	6-5
Bryant	3-0	Lipscomb	0-2	Troy	0-0
Bucknell	0-1	Loyola Chicago	2-1	UAB	0-3
Butler	2-0	McNeese	1-0	UMKC	0-0
Central Ark.	1-0	Memphis	4-3	UT Martin*	10-5
Chattanooga	0-1	Mercer	1-0	Weber St.	0-1
Coastal Carolina	1-0	Miami (OH)	0-1	Western Ill.	3-0
Coppin St.	1-0	Minnesota	0-1	Western Ky.	1-5
CSUN	0-2	Mississippi St.	0-1	Winthrop	1-1
Dayton	1-0	Missouri St.	1-0	Wright St.	2-0
<b>Drake</b>	<b>0-0</b>	<b>Morehead St.*</b>	<b>6-4</b>		
<b>ETSU</b>	<b>2-1</b>	Nicholls St.	3-0		
<b>Eastern Ill.*</b>	<b>7-10</b>	<b>Northern Colo.</b>	<b>0-0</b>		
<b>Eastern Ky.*</b>	<b>4-6</b>	<b>Northern Ill.</b>	<b>3-0</b>		
<b>Evansville</b>	<b>7-4</b>	Northwestern St.	1-4		
Fort Wayne	1-1	Oakland	0-0		
Gardner-Webb	2-0	Oklahoma St.	1-0		
Georgia	0-1	Portland St.	1-0	2018 Opponents Listed In <b>BOLD</b>	
<b>Georgia Southern</b>	<b>0-1</b>	Quinnipiac	0-1	*Indicates OVC Opponent	
<b>Illinois</b>	<b>1-0</b>	<b>Radford</b>	<b>0-1</b>		

# #1 JENNY HOMANN

IF/C

**BATS/THROWS:** R/R

**HEIGHT:** 5-9

**CLASS:** So.

**HOMETOWN:** Freeburg, Ill.

**HIGH SCHOOL:** Freeburg Community HS

Season	Avg.	GP-GS	R	H	2B	3B	HR	RBI	Slg%	BB	OB%	SB-SBA
2017	.154	12-2	1	2	0	0	1	0	.385	2	.250	0-0
2018	.000	0-0	0	0	0	0	0	0	.000	0	.000	0-0
<b>TOTALS</b>	<b>.154</b>	<b>12-2</b>	<b>1</b>	<b>2</b>	<b>0</b>	<b>0</b>	<b>1</b>	<b>0</b>	<b>.385</b>	<b>2</b>	<b>.286</b>	<b>0-0</b>

	Season High	Career High
Hits		1 Twice
Runs		1 APSU, 5/6/17
RBIs		4 APSU, 5/6/17
Doubles		
Triples		
Home Runs		1 APSU, 5/6/17
Walks		1 Twice
Stolen Bases		

# #2 LILLIE GOETZ

IF

**BATS/THROWS:** L/R

**HEIGHT:** 5-3

**CLASS:** Jr.

**HOMETOWN:** Owensboro, Ky.

**HIGH SCHOOL:** Owensboro Catholic HS

**PREVIOUS SCHOOL:** Louisville

Season	Avg.	GP-GS	R	H	2B	3B	HR	RBI	Slg%	BB	OB%	SB-SBA
2018	.400	4-4	5	4	1	1	0	1	.700	3	.571	0-1
<b>TOTALS</b>	<b>.400</b>	<b>4-4</b>	<b>5</b>	<b>4</b>	<b>1</b>	<b>1</b>	<b>0</b>	<b>1</b>	<b>.700</b>	<b>3</b>	<b>.571</b>	<b>0-1</b>

	Season High	Career High
Hits	2 ETSU, 2/9/18	2 ETSU, 2/9/18
Runs	3 ETSU, 2/9/18	3 ETSU, 2/9/18
RBIs	1 GSU, 2/10/18	1 GSU, 2/10/18
Doubles	1 ETSU, 2/9/18	1 ETSU, 2/9/18
Triples	1 ETSU, 2/9/18	1 ETSU, 2/9/18
Home Runs		
Walks	1 3 Times	1 3 Times
Stolen Bases		

# #3 MADDY FEENEY

OF

**BATS/THROWS:** L/R

**HEIGHT:** 5-3

**CLASS:** Jr.

**HOMETOWN:** Morris, Ill.

**HIGH SCHOOL:** Morris Community HS

Season	Avg.	GP-GS	R	H	2B	3B	HR	RBI	Slg%	BB	OB%	SB-SBA
2015	.000	10-0	2	0	0	0	0	0	.000	0	.000	0-0
2016	.246	50-49	18	30	4	1	0	3	.295	4	.270	6-6
2017	.172	38-10	11	5	0	0	0	1	.172	1	.226	3-3
2018	.250	4-4	3	2	0	0	0	1	.250	3	.455	1-1
<b>TOTALS</b>	<b>.231</b>	<b>102-63</b>	<b>34</b>	<b>37</b>	<b>4</b>	<b>1</b>	<b>0</b>	<b>5</b>	<b>.269</b>	<b>8</b>	<b>.272</b>	<b>10-10</b>

	Season High	Career High
Hits	2 ETSU, 2/9/18	3 EIU, 4/2/16
Runs	2 ETSU, 2/9/18	2 Twice
RBIs	1 ETSU, 2/9/18	1 3 Times
Doubles		1 4 Times
Triples		1 TTU, 4/23/16
Home Runs		
Walks	2 ETSU, 2/10/18	2 ETSU, 2/10/18
Stolen Bases	1 RU, 2/11/18	1 10 Times

# #4 BRENNAN FINCK

IF

**BATS/THROWS:** L/R  
**HEIGHT:** 5-4  
**CLASS:** Jr.  
**HOMETOWN:** Maroa, Ill.  
**HIGH SCHOOL:** Maroa-Forsyth HS

Season	Avg.	GP-GS	R	H	2B	3B	HR	RBI	Sig%	BB	OB%	SB-SBA
2016	.254	55-55	17	36	2	2	0	5	.296	9	.303	4-5
2017	.380	56-56	50	73	4	6	3	20	.510	17	.434	10-12
2018	.308	4-4	3	4	3	0	0	4	.538	2	.375	1-1
<b>TOTALS</b>	<b>.326</b>	<b>115-115</b>	<b>70</b>	<b>113</b>	<b>9</b>	<b>8</b>	<b>3</b>	<b>29</b>	<b>.424</b>	<b>28</b>	<b>.379</b>	<b>15-18</b>

Season High				Career High	
Hits	3	ETSU, 2/9/18		4	MICHST, 5/16/17
Runs	2	ETSU, 2/9/18		3	BEL, 4/23/17
RBIs	3	ETSU, 2/9/18		3	3 Times
Doubles	3	ETSU, 2/9/18		3	ETSU, 2/9/18
Triples				1	8 Times
Home Runs				1	3 Times
Walks	1	Twice		2	LUC, 2/14/16
Stolen Bases	1	ETSU, 2/10/18		1	15 Times

# #7 MACEY HALE

C/IF

**BATS/THROWS:** R/R  
**HEIGHT:** 5-10  
**CLASS:** Fr.  
**HOMETOWN:** Center City, Ky.  
**HIGH SCHOOL:** Muhlenburg County HS

Season	Avg.	GP-GS	R	H	2B	3B	HR	RBI	Sig%	BB	OB%	SB-SBA
2018	.000	2-0	0	0	0	0	0	0	.000	0	.000	0-0
<b>TOTALS</b>	<b>.000</b>	<b>2-0</b>	<b>0</b>	<b>0</b>	<b>0</b>	<b>0</b>	<b>0</b>	<b>0</b>	<b>.000</b>	<b>0</b>	<b>.000</b>	<b>0-0</b>

Season High				Career High	
Hits					
Runs					
RBIs					
Doubles					
Triples					
Home Runs					
Walks					
Stolen Bases					

# #8 LOGAN BRAUNDMEIER

OF/U

**BATS/THROWS:** R/R  
**HEIGHT:** 5-8  
**CLASS:** Fr.  
**HOMETOWN:** Aviston, Ill.  
**HIGH SCHOOL:** Mater Dei HS

Season	Avg.	GP-GS	R	H	2B	3B	HR	RBI	Sig%	BB	OB%	SB-SBA
2018	.000	3-0	1	0	0	0	0	0	.000	0	.000	0-0
<b>TOTALS</b>	<b>.000</b>	<b>3-0</b>	<b>1</b>	<b>0</b>	<b>0</b>	<b>0</b>	<b>0</b>	<b>0</b>	<b>.000</b>	<b>0</b>	<b>.000</b>	<b>0-0</b>

Season High				Career High	
Hits					
Runs	1	GSU, 2/10/18		1	GSU, 2/10/18
RBIs					
Doubles					
Triples					
Home Runs					
Walks					
Stolen Bases					



## #9 ELLISON BARRETT

P/OF

BATS/THROWS: L/R

HEIGHT: 5-7

CLASS: So.

HOMETOWN: Florence, Ala.

HIGH SCHOOL: Florence HS

Season	ERA	W-L	App.	GS	Sho	Sv	IP	H	R	ER	BB	SO	OBA
2017	9.33	0-0	6	0	0/0	0	9.0	15	14	12	8	4	.385
2018	.000	0-0	0	0	0	0	0	0	.000	0	.000	0-0	
<b>TOTALS</b>	<b>9.33</b>	<b>0-0</b>	<b>6</b>	<b>0</b>	<b>0/0</b>	<b>0</b>	<b>9.0</b>	<b>15</b>	<b>14</b>	<b>12</b>	<b>8</b>	<b>4</b>	<b>.385</b>

Season High				Career High	
Inn. Pitched				2.0	Twice
Strikeouts				2	CSUN, 3/20/17
Batters Faced				12	Twice
Runners CS				1	CSUN, 3/20/17

## #10 OLIVIA SUSKI

P/IF

BATS/THROWS: L/R

HEIGHT: 5-10

CLASS: Fr.

HOMETOWN: Louisville, Ky.

HIGH SCHOOL: Male HS

Season	ERA	W-L	App.	GS	Sho	Sv	IP	H	R	ER	BB	SO	OBA
2018	2.92	0-1	3	2	0/0	0	12.0	12	5	5	4	4	.255
<b>TOTALS</b>	<b>2.92</b>	<b>0-1</b>	<b>3</b>	<b>2</b>	<b>0/0</b>	<b>0</b>	<b>12.0</b>	<b>12</b>	<b>5</b>	<b>5</b>	<b>4</b>	<b>4</b>	<b>.255</b>

Season High				Career High	
Inn. Pitched	5.2	RAD, 2/11/18			
Strikeouts	3	RAD, 2/11/18			
Batters Faced	20	RAD, 2/11/18			
Runners CS					

## #11 KRISTEN BIALEK

OF/U

BATS/THROWS: L/R

HEIGHT: 5-2

CLASS: So.

HOMETOWN: Downers Grove, Ill.

HIGH SCHOOL: Downers Grove South HS

Season	Avg.	GP-GS	R	H	2B	3B	HR	RBI	Slg%	BB	OB%	SB-SBA
2017	.254	46-22	23	18	1	0	0	4	.268	6	.321	8-8
2018	.000	4-0	2	0	0	0	0	0	.000	0	.000	0-0
<b>TOTALS</b>	<b>.254</b>	<b>50-22</b>	<b>25</b>	<b>18</b>	<b>1</b>	<b>0</b>	<b>0</b>	<b>4</b>	<b>.275</b>	<b>6</b>	<b>.321</b>	<b>8-8</b>

Season High				Career High	
Hits				2	3 Times
Runs	1	Twice		2	NIU, 3/12/17
RBIs				1	3 Times
Doubles				1	JSU, 4/1/17
Triples					
Home Runs					
Walks				1	6 Times
Stolen Bases				1	8 Times

# #12 SIERRA GILMORE

IF

**BATS/THROWS:** R/R

**HEIGHT:** 5-1

**CLASS:** Fr.

**HOMETOWN:** Williamsburg, Ind.

**HIGH SCHOOL:** Northeastern HS

Season	Avg.	GP-GS	R	H	2B	3B	HR	RBI	Sig%	BB	OB%	SB-SBA
2018	.500	4-4	3	6	0	0	0	2	.500	1	.538	0-0
<b>TOTALS</b>	<b>.500</b>	<b>4-4</b>	<b>3</b>	<b>6</b>	<b>0</b>	<b>0</b>	<b>0</b>	<b>2</b>	<b>.500</b>	<b>1</b>	<b>.538</b>	<b>0-0</b>

Season High			Career High	
Hits	3	ETSU, 2/9/18	3	ETSU, 2/9/18
Runs	2	ETSU, 2/9/18	2	ETSU, 2/9/18
RBIs	1	Twice	1	Twice
Doubles				
Triples				
Home Runs				
Walks	1	ETSU, 2/9/18	1	ETSU, 2/9/18
Stolen Bases				

# #14 LEXI JONES

IF

**BATS/THROWS:** R/R

**HEIGHT:** 5-8

**CLASS:** So.

**HOMETOWN:** Eldersburg, Md.

**HIGH SCHOOL:** Liberty HS

Season	Avg.	GP-GS	R	H	2B	3B	HR	RBI	Sig%	BB	OB%	SB-SBA
2017	.292	29-1	2	7	2	0	1	5	.500	2	.357	0-0
2018	.231	4-4	1	3	0	0	1	5	.462	0	.231	0-0
<b>TOTALS</b>	<b>.270</b>	<b>33-5</b>	<b>3</b>	<b>10</b>	<b>2</b>	<b>0</b>	<b>2</b>	<b>10</b>	<b>.486</b>	<b>2</b>	<b>.317</b>	<b>0-0</b>

Season High			Career High	
Hits	1	3 Times	1	10 Times
Runs	1	ETSU, 2/9/17	1	3 Times
RBIs	5	ETSU, 2/9/17	5	ETSU, 2/9/17
Doubles			1	Twice
Triples				
Home Runs	1	ETSU, 2/9/17	1	Twice
Walks			1	Twice
Stolen Bases				

# #16 LEAH KESEL

OF

**BATS/THROWS:** L/R

**HEIGHT:** 5-8

**CLASS:** So.

**HOMETOWN:** Loose Creek, Mo.

**HIGH SCHOOL:** Fatima HS

Season	Avg.	GP-GS	R	H	2B	3B	HR	RBI	Sig%	BB	OB%	SB-SBA
2016	.330	49-35	23	32	1	0	0	4	.340	12	.409	9-13
2017	.188	41-12	14	6	2	0	0	3	.250	8	.350	4-5
2018	.000	2-0	0	0	0	0	0	0	.000	0	.000	0-1
<b>TOTALS</b>	<b>.295</b>	<b>92-47</b>	<b>37</b>	<b>38</b>	<b>3</b>	<b>0</b>	<b>0</b>	<b>7</b>	<b>.318</b>	<b>20</b>	<b>.393</b>	<b>13-19</b>

Season High			Career High	
Hits			4	SEMO, 3/20/16
Runs			3	SEMO, 3/20/16
RBIs			1	7 Times
Doubles			1	EIU, 5/13/16
Triples				
Home Runs				
Walks			2	Twice
Stolen Bases			1	13 Times

## #18 DANI WALLS

C

**BATS/THROWS:** R/R

**HEIGHT:** 5-8

**CLASS:** Fr.

**HOMETOWN:** Louisville, Ky.

**HIGH SCHOOL:** Male HS

Season	Avg.	GP-GS	R	H	2B	3B	HR	RBI	Sig%	BB	OB%	SB-SBA
2018	.400	4-4	1	4	1	0	0	6	.500	0	.455	0-0
<b>TOTALS</b>	<b>.400</b>	<b>4-4</b>	<b>1</b>	<b>4</b>	<b>1</b>	<b>0</b>	<b>0</b>	<b>6</b>	<b>.500</b>	<b>0</b>	<b>.455</b>	<b>0-0</b>

Season High			Career High	
Hits	2	ETSU, 2/9/18	2	ETSU, 2/9/18
Runs	1	ETSU, 2/9/18	1	ETSU, 2/9/18
RBIs	3	GSU, 2/10/18	3	GSU, 2/10/18
Doubles	1	GSU, 2/10/18	1	GSU, 2/10/18
Triples				
Home Runs				
Walks				
Stolen Bases				

## #19 HAVEN CAMPBELL

P

**BATS/THROWS:** R/R

**HEIGHT:** 6-1

**CLASS:** Jr.

**HOMETOWN:** Gurley, Ala.

**HIGH SCHOOL:** Madison County HS

Season	ERA	W-L	App.	GS	Sho	Sv	IP	H	R	ER	BB	SO	OBA
2015	3.44	2-2	17	2	0/3	2	38.2	45	19	19	13	23	.288
2016	3.85	5-8	23	16	2/0	0	76.1	101	52	42	22	31	.321
2017	3.61	12-11	28	19	2/1	1	114.1	132	69	59	29	66	.284
2018	14.70	1-1	3	1	0/0	0	3.1	9	7	7	6	1	.529
<b>TOTALS</b>	<b>.382</b>	<b>20-22</b>	<b>71</b>	<b>38</b>	<b>4/4</b>	<b>3</b>	<b>232.2</b>	<b>287</b>	<b>147</b>	<b>127</b>	<b>70</b>	<b>121</b>	<b>.301</b>

Season High			Career High	
Inn. Pitched	1.2	ETSU, 2/10/17	8.0	SAM, 2/24/17
Strikeouts	1	ETSU, 2/10/17	8	WIU, 3/15/17
Batters Faced	13	ETSU, 2/10/17	35	IU, 2/26/17
Runners CS			1	9 Times

## #20 AMBER VAN DUYSE

P

**BATS/THROWS:** R/R

**HEIGHT:** 5-11

**CLASS:** Fr.

**HOMETOWN:** De Pere, Wis.

**HIGH SCHOOL:** West De Pere HS

Season	ERA	W-L	App.	GS	Sho	Sv	IP	H	R	ER	BB	SO	OBA
2016	4.60	0-6	15	3	0/1	0	35.0	41	27	23	18	12	.293
2017	5.25	1-0	14	2	0/0	1	36.0	47	28	27	22	9	.322
2018	12.60	0-1	1	1	0/0	0	12.	5	4	3	1	2	.556
<b>TOTALS</b>	<b>5.11</b>	<b>1-7</b>	<b>30</b>	<b>6</b>	<b>0/1</b>	<b>1</b>	<b>72.2</b>	<b>93</b>	<b>59</b>	<b>53</b>	<b>41</b>	<b>23</b>	<b>.315</b>

Season High			Career High	
Inn. Pitched	1.2	GSU, 2/10/11	9.0	EKU, 3/25/16
Strikeouts	2	GSU, 2/10/11	3	3 Teams
Batters Faced	11	GSU, 2/10/11	40	EKU, 3/25/16
Runners CS			1	4 Times

## #23 ERIKA DOWNEY

IF

**BATS/THROWS:** R/R

**HEIGHT:** 5-3

**CLASS:** Jr.

**HOMETOWN:** Louisville, Ky.

**HIGH SCHOOL:** Mercy Academy

Season	Avg.	GP-GS	R	H	2B	3B	HR	RBI	Sig%	BB	OB%	SB-SBA
2015	.217	31-5	8	5	0	0	0	4	.217	2	.308	3-5
2016	.204	41-12	6	11	3	0	0	1	.259	1	.232	7-8
2017	.226	53-53	17	24	3	0	1	14	.283	9	.305	2-3
2018	.000	4-4	2	0	0	0	0	2	.000	2	.167	2-2
<b>TOTALS</b>	<b>.207</b>	<b>129-74</b>	<b>33</b>	<b>40</b>	<b>6</b>	<b>0</b>	<b>1</b>	<b>21</b>	<b>.254</b>	<b>14</b>	<b>.278</b>	<b>14-18</b>

Season High				Career High	
Hits				3	TTU, 4/14/17
Runs	1	Twice		2	Twice
RBIs	2	ETSU, 2/9/18		2	6 Times
Doubles				1	6 Times
Triples					
Home Runs				1	JSU, 4/1/17
Walks	1	Twice		2	UD, 2/11/17
Stolen Bases	1	GSU, 2/10/18		2	MOR, 3/26/16

## #24 MADISON CULVER

C/IF

**BATS/THROWS:** R/R

**HEIGHT:** 5-7

**CLASS:** So.

**HOMETOWN:** Riverview, Fla.

**HIGH SCHOOL:** East Bay HS

Season	Avg.	GP-GS	R	H	2B	3B	HR	RBI	Sig%	BB	OB%	SB-SBA
2016	.234	46-21	2	18	5	0	1	11	.338	3	.259	0-0
2017	.256	36-22	4	20	2	0	2	15	.359	3	.286	0-0
2018	.333	4-4	3	4	0	1	2	4	1.00	2	.429	0-0
<b>TOTALS</b>	<b>.251</b>	<b>86-47</b>	<b>9</b>	<b>42</b>	<b>7</b>	<b>1</b>	<b>5</b>	<b>30</b>	<b>.395</b>	<b>8</b>	<b>.285</b>	<b>0-0</b>

Season High				Career High	
Hits	2	ETSU, 2/10/18		2	5 Times
Runs	2	ETSU, 2/10/18		2	ETSU, 2/10/18
RBIs	2	ETSU, 2/10/18		3	EIU, 4/2/16
Doubles				1	7 Times
Triples	1	ETSU, 2/10/18		1	ETSU, 2/10/18
Home Runs	1	Twice		1	5 Times
Walks	1	Twice		1	8 Times
Stolen Bases					

## #28 GRACE VAUGHN

OF

**BATS/THROWS:** R/R

**HEIGHT:** 5-7

**CLASS:** Jr.

**HOMETOWN:** Herod, Ill.

**HIGH SCHOOL:** Hardin County HS

**PREVIOUS SCHOOL:** John A. Logan

Season	ERA	W-L	App.	GS	Sho	Sv	IP	H	R	ER	BB	SO	OBA
2018	7.00	0-1	3	0	0/0	0	6.0	11	6	6	2	2	.379
<b>TOTALS</b>	<b>7.00</b>	<b>0-1</b>	<b>3</b>	<b>0</b>	<b>0/0</b>	<b>0</b>	<b>6.0</b>	<b>11</b>	<b>6</b>	<b>6</b>	<b>2</b>	<b>2</b>	<b>.379</b>

Season High				Career High	
Inn. Pitched	4.1	ETSU, 2/10/18		4.1	ETSU, 2/10/18
Strikeouts	2	ETSU, 2/10/18		2	ETSU, 2/10/18
Batters Faced	18	ETSU, 2/10/18		18	ETSU, 2/10/18
Runners CS					

# #33 JENSEN STRIEGEL

OF

**BATS/THROWS:** L/R

**HEIGHT:** 5-6

**CLASS:** Fr.

**HOMETOWN:** Floyds Knob, Ind.

**HIGH SCHOOL:** Floyd Knob HS

Season	Avg.	GP-GS	R	H	2B	3B	HR	RBI	Sig%	BB	OB%	SB-SBA
2018	.273	4-4	3	3	0	0	0	0	.273	2	.385	2-2
<b>TOTALS</b>	<b>.273</b>	<b>4-4</b>	<b>3</b>	<b>3</b>	<b>0</b>	<b>0</b>	<b>0</b>	<b>0</b>	<b>.273</b>	<b>2</b>	<b>.385</b>	<b>2-2</b>

Season High			Career High	
Hits	2	ETSU, 2/9/18	2	ETSU, 2/9/18
Runs	2	ETSU, 2/9/18	2	ETSU, 2/9/18
RBI				
Doubles				
Triples				
Home Runs				
Walks	1	Twice	1	Twice
Stolen Bases	1	Twice	1	Twice

## 2018 HONORS


## 2018 WON-LOST MARGINS

Margin	1	2	3	4	5	6	7	8	9	10	11	12	13	14	15+
Won By										1					
Lost By	1	2													

## 2018 STATISTICAL RANKINGS

### TEAM

#### CATEGORY

Double Plays Per Game

Scoring

Slugging Percentage

Triples Per Game

NATIONAL \_\_\_\_\_ OVC \_\_\_\_\_ VALUE

14 \_\_\_\_\_ 1 \_\_\_\_\_ 0.75

36 \_\_\_\_\_ 2 \_\_\_\_\_ 6.75

59 \_\_\_\_\_ 3 \_\_\_\_\_ .466

16 \_\_\_\_\_ 1 \_\_\_\_\_ .50

### INDIVIDUAL

#### CATEGORY

Batting Average

Sierra Gilmore

Doubles

Brenna Finck

Doubles Per Game

Brenna Finck

Home Run Per Game

Madison Culver

Home Runs

Madison Culver

RBI Per Game

Dani Walls

Lexi Jones

Runs Per Game

Lillie Goetz

NATIONAL \_\_\_\_\_ OVC \_\_\_\_\_ VALUE

105 \_\_\_\_\_ 4 \_\_\_\_\_ .500

10 \_\_\_\_\_ 2 \_\_\_\_\_ 3

11 \_\_\_\_\_ 2 \_\_\_\_\_ 0.75

29 \_\_\_\_\_ 1 \_\_\_\_\_ 0.50

26 \_\_\_\_\_ 1 \_\_\_\_\_ 2

52 \_\_\_\_\_ 1 \_\_\_\_\_ 1.50

112 \_\_\_\_\_ 4 \_\_\_\_\_ 1.25

74 \_\_\_\_\_ 5 \_\_\_\_\_ 1.25

### INDIVIDUAL

#### CATEGORY

Sacrifice Flies

Brenna Finck

Sacrifice Hits Per Game

Sierra Gilmore

Erika Downey, Maddy Feeney

Slugging Percentage

Madison Culver

Total Bases

Madison Culver

Triples

Madison Culver, Lillie Goetz

Triples Per Game

Madison Culver, Lillie Goetz

NATIONAL \_\_\_\_\_ OVC \_\_\_\_\_ VALUE

18 \_\_\_\_\_ 1 \_\_\_\_\_ 1

15 \_\_\_\_\_ 2 \_\_\_\_\_ 0.50

98 \_\_\_\_\_ 5 \_\_\_\_\_ 0.25

54 \_\_\_\_\_ 3 \_\_\_\_\_ 1.000

94 \_\_\_\_\_ 3 \_\_\_\_\_ 12

17 \_\_\_\_\_ 1 \_\_\_\_\_ 1

37 \_\_\_\_\_ 1 \_\_\_\_\_ 0.25

## ALL-TIME NO-HITTERS

Date	Player	Opponent	Innings	Strikeouts	Notes
2/27/2011	Chelsey Sullivan	vs. Belmont	5.0	3	at Auburn, Ala.
3/10/2012	Chelsey Sullivan	at Tennessee St.	5.0	5	
4/23/17	Mason Robinson	vs. Belmont	6.0	1	Perfect Game
4/28/17	Mason Robinson	at Eastern Ill.	6.0	7	Perfect Game

## ALL-TIME GRAND SLAMS

Date	Player	Opponent	Notes
3/23/2010	Taylor Wilson	at Louisiana-Monroe	
4/18/2010	Stephanie Mattocks	vs. Southeast Mo.	
5/9/2010	Jenna Bradley	at Eastern Ill.	
3/26/2011	Lauren Buch	vs. Tennessee Tech	
4/10/2011	Jenna Bradley	at Austin Peay	
4/22/2011	Jenna Bradley	vs. Eastern Ky.	
4/30/2011	Lauren Buch	vs. Tennessee St.	
3/11/2012	Leslie Bridges	at Tennessee St.	
4/10/2012	Leslie Bridges	vs. Middle Tenn.	
3/10/2013	Sarah Anderson	vs. Bowling Green	at Evansville, Ind.
2/22/2014	Alexa Becker	vs. Loyola Chicago	at Southaven, Miss.
3/31/2014	Jocelynn Rodgers	vs. Eastern Ill.	Walk-Off
2/14/2015	Jessica Twaddle	vs. Gardner-Webb	at Birmingham, Ala.
3/20/2016	Cayla Levins	at Southeast Mo.	
3/27/2017	Jocelynn Rodgers	vs. Eastern Ky.	Walk-Off
4/25/2017	Maggie Glass	vs. Tennessee St.	
2/9/2018	Lexi Jones	vs. ETSU	

## CURRENT SINGLE-GAME RECORDS

Category	Record	Date	Player	Opponent	Notes
<i>Runs Scored</i>	4	5 Times	4 Players	---	L. Buch - Twice
<i>Hits</i>	5	5/5/2013	Shelbey Miller	vs. Austin Peay	
<i>RBI's</i>	7	2/14/2015	Jessica Twaddle	vs. Gardner-Webb	at Birmingham, Ala.
<i>Doubles</i>	3	3 Times	Castile/Glass/Finck	vs.BGSU/vs.SIU/vs. ETSU	BG at UE; ET at GS
<i>Triples</i>	1	Several Times	Multiple Players		
<i>Home Runs</i>	2	17 Times	10 Players	---	Becker, Castile - 3 Times
<i>Walks</i>	4	3/26/2011	Lauren Buch	vs. Tennessee Tech	
<i>Stolen Bases</i>	4	Twice	Megan Glosser	vs. Bethel/vs. Morehead	MOR at Bowling Green, Ky.
<i>Strikeouts</i>	14	2/24/2013	CheyAnne Gaskey	vs. Saint Louis	at Fayetteville, Ark.

2018 TEAM/OPPONENT HIGHS & LOWS				
	MURRAY STATE		OPPONENT	
	<i>HIGHS</i>	<i>LOWS</i>	<i>HIGHS</i>	<i>LOWS</i>
<b>Game Time</b>	2:03 - ETSU, 2/10	1:34 - RAD, 2/11	---	---
<b>Hitting</b>				
<b>Runs</b>	16 - ETSU, 2/9	2 - RAD, 2/11	7 - ETSU, 2/10	5 - GSU, 2/10
<b>Hits</b>	16 - ETSU, 2/9	4 - ETSU, 2/10	13 - ETSU, 2/9	6 - RAD, 2/11
<b>RBI's</b>	16 - ETSU, 2/9	2 - RAD, 2/11	7 - ETSU, 2/10	3 - RAD, 2/11
<b>Doubles</b>	4 - ETSU, 2/9	0 - ETSU, 2/10; RAD, 2/11	3 - GSU & ETSU, 2/10	1 - RAD, 2/11
<b>Triples</b>	1 - ETSU, 2/9 & 2/10	0 - GSU, 2/10; RAD, 2/11	1 - GSU, 2/10	0 - 3 Times
<b>Home Runs</b>	2 - ETSU, 2/9	0 - GSU, 2/10; RAD, 2/11	1 - RAD, 2/11	0 - 3 Times
<b>Walks</b>	6 - ETSU, 2/10	1 - ETSU, 2/11	5 - ETSU, 2/9; RAD, 2/11	---
<b>Stolen Bases</b>	2 - ETSU, 2/10; RAD, 2/11	1 - ETSU, 2/9; GSU, 2/10	1 - GSU, 2/10	---
<b>Caught Stealing</b>	2 - GSU, 2/10	0 - 3 Times	---	0 - 4 Times
<b>Runners LOB</b>	8 - ETSU, 2/10	4 - ETSU, 2/9	11 - ETSU, 2/9	5 - RAD, 2/11
<b>Pitching &amp; Fielding</b>				
<b>Earned Runs</b>	7 - ETSU, 2/10	4 - GSU, 2/10	15 - ETSU, 2/9	1 - ETSU, 2/10; RAD, 2/11
<b>Strikeouts</b>	3 - ETSU, 2/10; RAD, 2/11	1 - ETSU, 2/9	8 - ETSU, 2/10	1 - ETSU, 2/9
<b>Errors</b>	3 - GSU, 2/10	0 - ETSU, 2/9	3 - ETSU, 2/10	0 - GSU, 2/10
<b>Double Plays</b>	2 - RAD, 2/11	0 - ETSU, 2/9 & 2/10	---	0 - 4 Times

2018 INDIVIDUAL HIGHS		
	MURRAY STATE	OPPONENT
<b>Hitting</b>		
<b>Runs</b>	3 - Goetz (ETSU, 2/9)	2 - 3 Players
<b>Hits</b>	3 - Finck & Gilmore (ETSU, 2/9)	4 - Lee (ETSU, 2/9)
<b>Doubles</b>	3 - Finck (ETSU, 2/9)	1 - 9 Times
<b>Triples</b>	3 - Goetz (ETSU, 2/9); Culver (ETSU, 2/10)	1 - Mann (GSU, 2/10)
<b>Home Runs</b>	1 - Culver & Jones (ETSU, 2/9); Culver (ETSU, 2/10)	1 - Rowe (RAD, 2/11)
<b>RBI's</b>	5 - Jones (ETSU, 2/9)	4 - Wilson (GSU, 2/10)
<b>Walks</b>	2 - Feeney (ETSU, 2/10)	1 - Warren (ETSU, 2/9)
<b>Stolen Bases</b>	1 - 6 Times	---
<b>Pitching &amp; Fielding</b>		
<b>Innings Pitched</b>	5.2 - Suski (RAD, 2/11)	7.0 - 3 Players
<b>Hits Allowed</b>	6 - Campbell (ETSU, 2/10)	8 - Smith (ETSU, 2/9)
<b>Runs Allowed</b>	6 - Campbell (ETSU, 2/10)	7 - Smith & Honeycutt (ETSU, 2/9)
<b>Earned Runs Allowed</b>	6 - Campbell (ETSU, 2/10)	7 - Smith (ETSU, 2/9)
<b>Strikeouts</b>	3 - Suski (RAD, 2/11)	8 - Ogle (ETSU, 2/10)
<b>Walks Allowed</b>	2 - 5 Times	6 - Ogle (ETSU, 2/10)
<b>Errors</b>	1 - 6 Times	2 - Grupp (ETSU, 2/10)
<b>Caught Stealing</b>	---	2 - Camp (GSU, 2/10)

# 2018 STARTERS BY GAME

Game	C	1B	2B	3B	SS	LF	CF	RF	P	DP
2/9 - ETSU	Culver	Jones	Downey	Finck	Gilmore	Goetz	Striegel	Feeney	Suski	Walls
2/10 - Ga. Southern	Culver	Jones	Downey	Finck	Gilmore	Goetz	Striegel	Feeney	Van Duyse	Walls
2/10 - ETSU	Culver	Jones	Downey	Finck	Gilmore	Goetz	Striegel	Feeney	Campbell	Walls
2/11 - Radford	Culver	Jones	Downey	Finck	Gilmore	Goetz	Striegel	Feeney	Suski	Walls
2/16 - Drake										
2/16 - Mississippi St.										
2/17 - South Ala.										
2/17 - Drake										
2/18 - South Ala.										
2/23 - Tennessee Tech										
2/23 - Troy										
2/24 - UAB										
2/24 - Troy										
2/25 - UAB										
3/2 - Northern Ill.										
3/2 - Southern Ill.										
3/3 - Illinois										
3/3 - TBA										
3/4 - TBA										
3/9 - Rhode Island										
3/9 - Oakland										
3/10 - Ill.-Chicago										
3/11 - Kent St.										
3/11 - Evansville										
3/16 - Northern Colo.										
3/16 - Kansas										
3/17 - Western Ill.										
3/17 - UMKC										
3/18 - Saint Louis										
3/20 - Saint Louis										
3/24 - Eastern Ky.-1										
3/24 - Eastern Ky.-1										
3/25 - Morehead St.-1										
3/25 - Morehead St.-2										
3/30 - Jacksonville St.-1										
3/30 - Jacksonville St.-2										
4/4 - Western Ky.										
4/7 - UT Martin-1										
4/7 - UT Martin-1										
4/8 - Southeast Mo.-1										
4/8 - Southeast Mo.-2										
4/14 - Tennessee Tech-1										
4/14 - Tennessee Tech-2										
4/18 - Memphis										
4/21 - Tennessee St.-1										
4/22 - Tennessee St.-2										
4/23 - Belmont-1										
4/23 - Belmont-2										
4/28 - Eastern Ill.-1										
4/28 - Eastern Ill.-1										
4/29 - SIUE-1										
4/29 - SIUE-2										
5/6 - Austin Peay-1										
5/6 - Austin Peay-2										



# 2018 LINEUPS BY GAME

Game	1	2	3	4	5	6	7	8	9	Lineup # (Times Used)
2/9 - ETSU	Finck	Downey	Gilmore	Culver	Goetz	Jones	Striegel	Walls	Feeney	1 (1)
2/10 - Ga. Southern	Finck	Downey	Gilmore	Culver	Goetz	Jones	Striegel	Walls	Feeney	1 (2)
2/10 - ETSU	Finck	Striegel	Gilmore	Culver	Goetz	Jones	Downey	Walls	Feeney	2 (1)
2/11 - Radford	Finck	Striegel	Gilmore	Culver	Goetz	Jones	Downey	Walls	Feeney	2 (2)
2/16 - Drake										
2/16 - Mississippi St.										
2/17 - South Ala.										
2/17 - Drake										
2/18 - South Ala.										
2/23 - Tennessee Tech										
2/23 - Troy										
2/24 - UAB										
2/24 - Troy										
2/25 - UAB										
3/2 - Northern Ill.										
3/2 - Southern Ill.										
3/3 - Illinois										
3/3 - TBA										
3/4 - TBA										
3/9 - Rhode Island										
3/9 - Oakland										
3/10 - Ill.-Chicago										
3/11 - Kent St.										
3/11 - Evansville										
3/16 - Northern Colo.										
3/16 - Kansas										
3/17 - Western Ill.										
3/17 - UMKC										
3/18 - Saint Louis										
3/20 - Saint Louis										
3/24 - Eastern Ky.-1										
3/24 - Eastern Ky.-1										
3/25 - Morehead St.-1										
3/25 - Morehead St.-2										
3/30 - Jacksonville St.-1										
3/30 - Jacksonville St.-2										
4/4 - Western Ky.										
4/7 - UT Martin-1										
4/7 - UT Martin-1										
4/8 - Southeast Mo.-1										
4/8 - Southeast Mo.-2										
4/14 - Tennessee Tech-1										
4/14 - Tennessee Tech-2										
4/18 - Memphis										
4/21 - Tennessee St.-1										
4/22 - Tennessee St.-2										
4/23 - Belmont-1										
4/23 - Belmont-2										
4/28 - Eastern Ill.-1										
4/28 - Eastern Ill.-1										
4/29 - SIUE-1										
4/29 - SIUE-2										
5/6 - Austin Peay-1										
5/6 - Austin Peay-2										



# 2018 Murray State Softball Statistics Summary for Murray St. (as of Feb 14, 2018) (All games)



Record: 1-3 Home: 0-0 Away: 0-1 Neutral: 1-2 OVC: 0-0

Date	Opponent	Score	Player	avg	slug	ob%	g	ab	r	h	2b	3b	hr	rbi	bb	so	sb	cs	e
2/9	vs ETSU	w 16-6	GILMORE, Sierra	.500	.500	.538	4	12	3	6	0	0	0	2	1	1	0	0	2
2/10	at Ga. Southern	L 4-5	WALLS, Dani	.400	.500	.455	4	10	1	4	1	0	0	6	0	3	0	0	0
2/10	vs ETSU	L 5-7	GOETZ, Lillie	.400	.700	.571	4	10	5	4	1	1	0	1	3	1	0	1	0
2/11	vs Radford	L 2-4	CULVER, Madison	.333	1.000	.429	4	12	3	4	0	1	2	4	2	2	0	0	0
			FINCK, Brenna	.308	.538	.375	4	13	3	4	3	0	0	4	2	2	1	0	1
			STRIEGEL, Jensen	.273	.273	.385	4	11	3	3	0	0	0	0	2	1	2	0	0
			JONES, Lexi	.231	.462	.231	4	13	1	3	0	0	1	5	0	4	0	0	0
			DOWNEY, Erika	.000	.000	.167	4	10	2	0	0	0	0	2	2	1	2	0	2
-----																			
			FEENEY, Maddy	.250	.250	.455	4	8	3	2	0	0	0	1	3	0	1	0	0
			HALE, Macey	.000	.000	.000	2	2	0	0	0	0	0	0	0	2	0	0	0
			BRAUNDMEIER, Lo	.000	.000	.000	3	2	1	0	0	0	0	0	0	1	0	0	0
			BIALEK, Kristen	.000	.000	.000	4	0	2	0	0	0	0	0	0	0	0	0	0
			KESEL, Leah	.000	.000	.000	2	0	0	0	0	0	0	0	0	0	0	1	0
			Totals	.291	.466	.388	4	103	27	30	5	2	3	25	15	18	6	2	6
			Opponents	.363	.500	.427	4	102	22	37	9	1	1	21	13	9	4	0	6

LOB - Team (23), Opp (28). DPs turned - Team (3).

Player	era	w-l	app	gs	cg	sh	sv	ip	h	r	er	bb	so	avg	hr
-----															
SUSKI, Olivia	2.92	0-1	3	2	0	0	0	12.0	12	5	5	4	4	.255	0
VAUGHN, Grace	7.00	0-0	3	0	0	0	0	6.0	11	6	6	2	2	.379	1
VAN DUYSE, Amber	12.60	0-1	1	1	0	0	0	1.2	5	4	3	1	2	.556	0
CAMPBELL, Haven	14.70	1-1	3	1	0	0	0	3.1	9	7	7	6	1	.529	0
Totals	6.39	1-3	4	4	0	0	0	23.0	37	22	21	13	9	.363	1
Opponents	5.88	3-1	4	4	3	0	0	25.0	30	27	21	15	18	.291	3

PB - Team (0), Opp (1). SBA/ATT - CULVER (4-4), VAUGHN (2-2), CAMPBELL (1-1), VAN DUYSE (1-1).

Score by innings	1	2	3	4	5	6	7	Total
Murray St.	7	8	2	4	0	4	2	27
Opponents	4	7	0	4	5	2	0	22

Win-loss breakouts: Day 1-3; Night 0-0; vs Left 0-0; vs Right 1-3;  
1-run games 0-1; 2-run games 0-2; 5+run games 1-0; Extra inns 0-0; Shutouts 0-0.  
Current streak: Lost 3; Longest winning streak: 1; Longest losing streak: 3.  
Attendance: Home 0 (avg 0); Away 692 (avg 173); Total 692 (avg 173).

**2018 Murray State Softball**  
**Team Game-by-Game for Murray St. (as of Feb 14, 2018)**  
**Batting (All games)**

Date	Opponent	ab	r	h	rbi	2b	3b	hr	tb	bb	ibb	sb	cs	hbp	sac	sf	gdp	k	po	a	e	lob	avg
Feb 09	vs ETSU	28	16	16	16	4	1	2	28	4	0	1	0	0	0	0	0	1	15	6	0	4	.571
Feb 10	at Ga. Southern	23	4	5	4	1	0	0	6	4	0	1	2	2	1	0	0	7	18	10	3	5	.412
Feb 10	vs ETSU	26	5	4	3	0	1	1	9	6	0	2	0	0	2	0	0	8	18	9	1	8	.325
Feb 11	vs Radford	26	2	5	2	0	0	0	5	1	0	2	0	0	1	1	0	2	18	9	2	6	.291
Totals		103	27	30	25	5	2	3	48	15	0	6	2	2	4	1	0	18	69	34	6	23	.291

2018 Murray State Softball  
Team Game-by-Game for Murray St. (as of Feb 14, 2018)  
Pitching (All games)

Date	Opponent	ip	h	r	er	bb	so	2b	3b	hr	wp	bk	hbp	dp	ibb	score	w-l	sv	era
Feb 09	vs ETSU	5.0	13	6	6	5	1	2	0	0	0	0	0	0	0	16-6	1-0	0	8.40
Feb 10	at Ga. Southern	6.0	9	5	4	1	2	3	1	0	1	0	0	1	0	4-5	1-1	0	6.36
Feb 10	vs ETSU	6.0	9	7	7	2	3	3	0	0	1	0	0	0	0	5-7	1-2	0	7.00
Feb 11	vs Radford	6.0	6	4	4	5	3	1	0	1	1	0	0	2	0	2-4	1-3	0	6.39
Totals		23.0	37	22	21	13	9	9	1	1	3	0	0	3	0	27-22	1-3	0	6.39



**2018 Murray State Softball  
Batting Analysis for Murray St. (as of Feb 14, 2018)  
(All games Sorted by Player Name)**



Player	vs left			vs right			w/runners			w/bases empty			w/bases loaded			as leadoff			fly	gnd	fly/
	h	ab	avg	h	ab	avg	h	ab	avg	h	ab	avg	h	ab	avg	rch	op	pct	out	out	gnd
8 BRAUNDMEIER,	0	0	---	0	2	.000	0	1	.000	0	1	.000	0	0	---	0	0	---	1	0	99.9
24 CULVER, Madiso	0	0	---	4	12	.333	2	9	.222	2	3	.667	0	0	---	0	0	---	1	4	0.2
23 DOWNEY, Erika	0	0	---	0	10	.000	0	6	.000	0	4	.000	0	0	---	1	3	.333	4	5	0.8
3 FEENEY, Maddy	0	0	---	2	8	.250	2	5	.400	0	3	.000	0	0	---	0	1	.000	1	5	0.2
4 FINCK, Brenna	0	0	---	4	13	.308	3	6	.500	1	7	.143	0	0	---	3	6	.500	2	5	0.4
12 GILMORE, Sierra	0	0	---	6	12	.500	2	4	.500	4	8	.500	0	1	.000	1	2	.500	3	4	0.8
2 GOETZ, Lillie	0	0	---	4	10	.400	1	4	.250	3	6	.500	0	1	.000	3	4	.750	1	4	0.2
7 HALE, Macey	0	0	---	0	2	.000	0	1	.000	0	1	.000	0	1	.000	0	0	---	0	0	0.0
14 JONES, Lexi	0	0	---	3	13	.231	1	9	.111	2	4	.500	1	3	.333	1	2	.500	3	2	1.5
33 STRIEGEL, Jens	0	0	---	3	11	.273	2	3	.667	1	8	.125	0	0	---	1	4	.250	1	5	0.2
18 WALLS, Dani	0	0	---	4	10	.400	4	6	.667	0	4	.000	1	1	1.000	0	3	.000	2	1	2.0
Totals	0	0	---	30	10	.291	17	54	.315	13	49	.265	2	7	.286	10	25	.400	19	35	0.5
Opponents	0	0	---	37	10	.363	24	60	.400	13	42	.310	1	8	.125	11	23	.478	26	30	0.9

Player	pinch hitting			w/runners in scoring pos			w/runner on 3rd and LT 2 out			with 2 outs			success adv runners			2- rnrns			rch	rch	kl
	h	ab	avg	h	ab	avg	rbi	op	pct	h	ab	avg	adv	op	pct	rbi	w/o	lob	err	fc	kl
8 BRAUNDMEIER,	0	1	.000	0	0	---	0	0	---	0	2	.000	0	1	.000	0	0	1	0	0	0
24 CULVER, Madiso	0	0	---	1	4	.250	0	0	---	2	6	.333	4	10	.400	0	0	4	1	2	1
23 DOWNEY, Erika	0	0	---	0	5	.000	2	2	1.000	0	2	.000	4	7	.571	0	4	3	0	2	0
3 FEENEY, Maddy	0	0	---	1	4	.250	0	0	---	1	3	.333	4	6	.667	1	1	2	1	0	0
4 FINCK, Brenna	0	0	---	3	4	.750	1	1	1.000	2	6	.333	5	7	.714	2	1	3	1	0	0
12 GILMORE, Sierra	0	0	---	1	3	.333	1	1	1.000	2	3	.667	6	7	.857	1	5	0	0	0	0
2 GOETZ, Lillie	0	0	---	0	1	.000	1	2	.500	1	4	.250	3	6	.500	0	0	2	0	1	0
7 HALE, Macey	0	2	.000	0	1	.000	0	1	.000	0	1	.000	0	1	.000	0	0	0	0	0	1
14 JONES, Lexi	0	0	---	1	7	.143	1	2	.500	2	5	.400	4	9	.444	4	2	5	1	0	1
33 STRIEGEL, Jens	0	0	---	1	2	.500	0	0	---	0	3	.000	2	3	.667	0	0	2	1	0	0
18 WALLS, Dani	0	0	---	3	5	.600	2	2	1.000	2	2	1.000	4	6	.667	3	2	0	0	0	1
Totals	0	3	.000	11	36	.306	8	11	.727	12	37	.324	36	63	.571	11	15	23	5	5	4
Opponents	0	0	---	20	49	.408	8	12	.667	9	29	.310	44	70	.629	10	12	28	4	4	2

Success Advancing Runners = percentage of times the batter advanced at least one runner during a plate appearance

#Rnrns Adv w/Out = TOTAL number of runners advanced when the player made an out

Player	vs left			vs right			w/runners			w/bases empty			vs leadoff			with 2 outs			fly	gnd	fly/
	h	ab	avg	h	ab	avg	h	ab	avg	h	ab	avg	rch	op	pct	h	ab	avg	out	out	gn
19 CAMPBELL, Hav	4	5	.800	5	12	.417	7	14	.500	2	3	.667	2	3	.667	4	7	.571	3	5	0.0
20 VAN DUYSE, Am	3	5	.600	2	4	.500	3	7	.429	2	2	1.000	2	2	1.000	0	1	.000	0	2	0.0
10 SUSKI, Olivia	6	21	.286	6	26	.231	8	25	.320	4	22	.182	4	11	.364	2	11	.182	14	15	0.0
28 VAUGHN, Grace	2	6	.333	9	23	.391	6	14	.429	5	15	.333	3	7	.429	3	10	.300	9	8	1.0
Totals	15	37	.405	22	65	.338	24	60	.400	13	42	.310	11	23	.478	9	29	.310	26	30	0.0
Opponents	13	42	.310	17	61	.279	17	54	.315	13	49	.265	10	25	.400	12	37	.324	19	35	0.0

Player	ap	qs	ip/app	*h/g	*r/g	*er/g	*bb/g	*so/g	k/bb	*2b/g	*3b/g	*hr/g	*fo/g	*go/g	*bf/g	sba	att	pct
19 CAMPBELL, Hav	3	1	1.11	18.90	14.70	14.70	12.60	2.10	0.2	4.20	0.00	0.00	6.30	10.50	50.40	1	1	1.000
20 VAN DUYSE, Am	1	1	1.67	21.00	16.80	12.60	4.20	8.40	2.0	12.60	0.00	0.00	0.00	8.40	46.20	1	1	1.000
10 SUSKI, Olivia	3	2	4.00	7.00	2.92	2.92	2.33	2.33	1.0	0.00	0.58	0.00	8.17	8.75	29.75	0	0	---
28 VAUGHN, Grace	3	0	2.00	12.83	7.00	7.00	2.33	2.33	1.0	4.67	0.00	1.17	10.50	9.33	38.50	2	2	1.000
Totals	4	4	5.75	11.26	6.70	6.39	3.96	2.74	0.7	2.74	0.30	0.30	7.91	9.13	36.22	4	4	1.000
Opponents	4	4	6.25	8.40	7.56	5.88	4.20	5.04	1.2	1.40	0.56	0.84	5.32	9.80	35.00	6	8	.750

\* = average based on 7-inning game



**2018 Murray State Softball**  
**Miscellaneous Stats for Murray St. (as of Feb 14, 2018)**  
**(All games)**



<b>Multiple Hit Games</b>	<b>2</b>	<b>3</b>	<b>4</b>	<b>5+</b>	<b>Total</b>
12 GILMORE, Sierra	1	1	-	-	2
4 FINCK, Brenna	-	1	-	-	1
33 STRIEGEL, Jensen	1	-	-	-	1
3 FEENEY, Maddy	1	-	-	-	1
2 GOETZ, Lillie	1	-	-	-	1
24 CULVER, Madison	1	-	-	-	1
18 WALLS, Dani	1	-	-	-	1
TEAM	6	2	0	0	8

<b>Multiple RBI Games</b>	<b>2</b>	<b>3</b>	<b>4</b>	<b>5+</b>	<b>Total</b>
24 CULVER, Madison	2	-	-	-	2
18 WALLS, Dani	1	1	-	-	2
4 FINCK, Brenna	-	1	-	-	1
23 DOWNEY, Erika	1	-	-	-	1
14 JONES, Lexi	-	-	-	1	1
TEAM	4	2	0	1	7

<b>Player</b>	<b>GS</b>	<b>Position</b>											<b>Batting Order</b>								
		<b>p</b>	<b>c</b>	<b>1b</b>	<b>2b</b>	<b>3b</b>	<b>ss</b>	<b>lf</b>	<b>cf</b>	<b>rf</b>	<b>of</b>	<b>dh</b>	<b>1st</b>	<b>2nd</b>	<b>3rd</b>	<b>4th</b>	<b>5th</b>	<b>6th</b>	<b>7th</b>	<b>8th</b>	<b>9th</b>
3 FEENEY, Maddy	4	.	.	.	.	.	.	.	.	4	.	.	.	.	.	.	.	.	.	.	4
33 STRIEGEL, Jen	4	.	.	.	.	.	.	.	4	.	.	.	.	2	.	.	.	.	2	.	.
23 DOWNEY, Erika	4	.	.	.	4	.	.	.	.	.	.	.	.	2	.	.	.	.	2	.	.
14 JONES, Lexi	4	.	.	4	.	.	.	.	.	.	.	.	.	.	.	.	.	4	.	.	.
2 GOETZ, Lillie	4	.	.	.	.	.	.	4	.	.	.	.	.	.	.	.	4	.	.	.	.
24 CULVER, Madis	4	.	4	.	.	.	.	.	.	.	.	.	.	.	.	4	.	.	.	.	.
12 GILMORE, Sier	4	.	.	.	.	.	4	.	.	.	.	.	.	.	4	.	.	.	.	.	.
4 FINCK, Brenna	4	.	.	.	.	4	.	.	.	.	.	.	4	.	.	.	.	.	.	.	.
18 WALLS, Dani	4	.	.	.	.	.	.	.	.	.	.	4	.	.	.	.	.	.	.	4	.
10 SUSKI, Olivia	2	2	.	.	.	.	.	.	.	.	.	.	.	.	.	.	.	.	.	.	.
20 VAN DUYSE, A	1	1	.	.	.	.	.	.	.	.	.	.	.	.	.	.	.	.	.	.	.
19 CAMPBELL, Ha	1	1	.	.	.	.	.	.	.	.	.	.	.	.	.	.	.	.	.	.	.

### HITTING STREAKS

<b>Player</b>	<b>Longest</b>	<b>Current</b>
Finck	3*	---
Culver	3	---
Gilmore	2	1
Goetz	2	1
Jones	2	2
Gilmore	2	1
Walls	2	1

\*Streak dates back to 2017 season

### REACHED BASE STREAKS

<b>Player</b>	<b>Longest</b>	<b>Current</b>
Culver	6*	---
Finck	4*	---
Goetz	4	4
Downey	3*	---
Feeney	2*	---
Gilmore	2	1
Jones	2	2
Walls	2	1

\*Streak dates back to 2017 season



**2018 Murray State Softball**  
**Miscellaneous Stats for Murray St. (as of Feb 14, 2018)**  
**(All games)**



**Starting Lineup By Position**  
**(Team W-L record when starter)**

PITCHER:  
10 SUSKI, Olivia 2 (1-1)  
19 CAMPBELL, Haven 1 (0-1)  
20 VAN DUYSE, Amb 1 (0-1)  
CATCHER:  
24 CULVER, Madison 4 (1-3)  
FIRST BASE:  
14 JONES, Lexi 4 (1-3)  
SECOND BASE:  
23 DOWNEY, Erika 4 (1-3)  
THIRD BASE:  
4 FINCK, Brenna 4 (1-3)  
SHORTSTOP:  
12 GILMORE, Sierra 4 (1-3)  
LEFT FIELD:  
2 GOETZ, Lillie 4 (1-3)  
CENTER FIELD:  
33 STRIEGEL, Jensen 4 (1-3)  
RIGHT FIELD:  
3 FEENEY, Maddy 4 (1-3)  
DESIGNATED HITTER:  
18 WALLS, Dani 4 (1-3)

**Starting Lineup By Lineup Spot**  
**(Team W-L record when starter)**

LEADOFF:  
4 FINCK, Brenna 4 (1-3)  
2ND SPOT:  
33 STRIEGEL, Jensen 2 (0-2)  
23 DOWNEY, Erika 2 (1-1)  
3RD SPOT:  
12 GILMORE, Sierra 4 (1-3)  
CLEANUP:  
24 CULVER, Madison 4 (1-3)  
5TH SPOT:  
2 GOETZ, Lillie 4 (1-3)  
6TH SPOT:  
14 JONES, Lexi 4 (1-3)  
7TH SPOT:  
23 DOWNEY, Erika 2 (0-2)  
33 STRIEGEL, Jensen 2 (1-1)  
8TH SPOT:  
18 WALLS, Dani 4 (1-3)  
9TH SPOT:  
3 FEENEY, Maddy 4 (1-3)



**2018 Murray State Softball  
Games Summary for Murray St. (as of Feb 14, 2018)  
(All games)**



<b>Score by innings</b>	<b>1</b>	<b>2</b>	<b>3</b>	<b>4</b>	<b>5</b>	<b>6</b>	<b>7</b>	<b>Total</b>
Murray St.	7	8	2	4	0	4	2	27
Opponents	4	7	0	4	5	2	0	22

**Record when ...**

Overall	1-3	After 4 leading	1-1
Conference	0-0	..... trailing	0-2
Non-Conference	1-3	..... tied	0-0
Home games	0-0	After 5 leading	0-0
Away games	0-1	..... trailing	0-3
Neutral site	1-2	..... tied	0-0
Day games	1-3	After 6 leading	0-0
Night games	0-0	..... trailing	0-3
vs Left starter	0-0	..... tied	0-0
vs Right starter	1-3		
1-Run games	0-1	Hit 0 home runs	0-2
2-Run games	0-2	... 1 home run	0-1
5+Run games	1-0	... 2+ home runs	1-0
Extra innings	0-0		
Shutouts	0-0	Opponent 0 home runs	1-2
		..... 1 home run	0-1
Scoring 0-2 runs	0-1	..... 2+ HRs	0-0
..... 3-5 runs	0-2		
..... 6-9 runs	0-0	Made 0 errors	1-0
..... 10+ runs	1-0	.... 1 error	0-1
		.... 2+ errors	0-2
Opponent 0-2 runs	0-0		
..... 3-5 runs	0-2	Opp. made 0 errors	0-1
..... 6-9 runs	1-1	..... 1 error	1-0
..... 10+ runs	0-0	..... 2+ errors	0-2
Scored in 1st inning	1-0	Out-hit opponent	1-0
Opp. scored in 1st	0-2	Out-hit by opponent	0-3
Scores first	1-1	Hits are tied	0-0
Opp. scores first	0-2		

**Record when team scores:**

Runs	0	1	2	3	4	5	6	7	8	9	10+
W-L	0-0	0-0	0-1	0-0	0-1	0-1	0-0	0-0	0-0	0-0	1-0

**Record when opponent scores:**

Runs	0	1	2	3	4	5	6	7	8	9	10+
W-L	0-0	0-0	0-0	0-0	0-1	0-1	1-0	0-1	0-0	0-0	0-0

**Record when leading after:**

Inn.	1	2	3	4	5	6
W-L	1-0	1-1	1-1	1-1	0-0	0-0

**Record when trailing after:**

Inn.	1	2	3	4	5	6
W-L	0-2	0-2	0-2	0-2	0-3	0-3

**Record when tied after:**

Inn.	1	2	3	4	5	6
W-L	0-1	0-0	0-0	0-0	0-0	0-0

Current losing streak: 3  
Longest winning streak: 1  
Longest losing streak: 3

Home attendance : 0 ( 0 dates avg = 0 )  
Away attendance : 692 ( 4 dates avg = 173 )  
Total attendance: 692 ( 4 dates avg = 173 )



**JENNY  
HOMANN**

IF/C • R/R • 5-9 • So.  
Freeburg, Ill.



**LILLIE  
GOETZ**

IF • L/R • 5-3 • Jr.  
Owensboro, Ky.



**MADDY  
FEENEY**

OF • L/R • 5-3 • Sr.  
Morris, Ill.



**BRENN  
FINCK**

IF • L/R • 5-4 • Jr.  
Maroa, Ill.



**MACEY  
HALE**

C/IF • R/R • 5-10 • Fr.  
Center City, Ky.



**LOGAN  
BRAUNDMEIER**

OF/U • R/R • 5-8 • Fr.  
Avison, Ill.



**ELLISON  
BARRETT**

P/OF • L/R • 5-7 • So.  
Florence, Ala.



**OLIVIA  
SUSKI**

P/IF • R/R • 5-10 • Fr.  
Louisville, Ky.



**KRISTEN  
BIALEK**

OF/U • L/R • 5-2 • So.  
Downers Grove, Ill.



**SIERRA  
GILMORE**

IF • R/R • 5-11 • Fr.  
Williamsburg, Ind.



**LEXI  
JONES**

IF • R/R • 5-8 • So.  
Eldersburg, Md.



**LEAH  
KESEL**

OF • L/R • 5-8 • Jr.  
Loose Creek, Mo.



**DANI  
WALLS**

C • R/R • 5-8 • Fr.  
Louisville, Ky.



**HAVEN  
CAMPBELL**

P • R/R • 6-1 • Sr.  
Gurley, Ala.



**AMBER  
VAN DUYS**

P • R/R • 5-11 • Jr.  
De Pere, Wis.



**ERIKA  
DOWNEY**

IF • R/R • 5-3 • Sr.  
Louisville, Ky.



**MADISON  
CULVER**

IF/C • R/R • 5-7 • So.  
Riverview, Fla.



**GRACE  
VAUGHN**

P • R/R • 5-7 • Jr.  
Herod, Ill.



**JENSEN  
STRIEGEL**

OF • L/R • 5-6 • Fr.  
Floyds Knob, Ind.