



MURRAY ST. RACERS AT BUTLER BULLDOGS

Indianapolis, Ind.; Hinkle Fieldhouse

Tuesday, Nov. 13, 2018; 6 p.m. CT

TV/Web: Facebook Live

Live Audio: WNBS 1340 AM

(PxP - Jeremy Rose)



2018-19 SCHEDULE

Date	Opponent	Time /Result
11/1	#LINDSEY WILSON	W 72-51
11/7	EVANSVILLE	W 81-53
11/10	OAKLAND CITY	W 113-55
11/13	at Butler	6 p.m.
11/20	LIPSCOMB	6 p.m.
11/27	at Arkansas St.	7 p.m.
12/1	ALABAMA A&M	5 p.m.
12/11	at Illinois	7 p.m.
12/13	BETHEL (TN)	6 p.m.
12/18	SOUTHERN ILL.	5 p.m.
12/21	at Kentucky	11 a.m.
12/28	at Tennessee	6 p.m.
1/3	*MOREHEAD ST.	5 p.m.
1/5	*EASTERN KY.	5 p.m.
1/10	*at UT Martin	5:30 p.m.
1/12	*at Southeast Mo.	2 p.m.
1/17	*at Eastern Ill.	5:15 p.m.
1/19	*at SIUE	5:15 p.m.
1/24	*BELMONT	2 p.m.
1/26	*TENNESSEE ST.	5 p.m.
1/31	*at Jacksonville St.	5 p.m.
2/2	*at Tennessee Tech	11:30 p.m.
2/7	*EASTERN ILLINOIS	5:30 p.m.
2/9	*SIUE	5 p.m.
2/14	*at Eastern Ky.	4 p.m.
2/16	*at Austin Peay	2 p.m.
2/21	*UT MARTIN	5 p.m.
2/23	*SOUTHEAST MO.	5 p.m.
2/28	*at Morehead St.	4:05 p.m.
3/1	*AUSTIN PEAY	5 PM
3/6-9	OVC Tournament	TBD

* - OVC Contest

- Exhibition

2018-19 OVC STANDINGS

Team	OVC	Overall
Morehead St.	0-0	2-0
Murray St.	0-0	2-0
UT Martin	0-0	2-0
SIUE	0-0	1-0
Austin Peay	0-0	1-1
Belmont	0-0	1-1
Eastern Ill.	0-0	1-1
Jacksonville St.	0-0	1-1
Tennessee Tech	0-0	1-1
Eastern Ky.	0-0	0-1
Tennessee St.	0-0	0-1
Southeast Mo.	0-0	0-1

As of Nov. 12

MURRAY STATE PROBABLE STARTERS

No.	Name	Pos.	GP/GS	FG%	3FG%	FT%	RPG	APG	PPG
0	Janika Griffith-Wallace	G	2/1	.417	.33	1.00	6.0	4.0	11.5
4	Lex Mayes	G	2/2	.353	.385	1.00	4.0	2.5	9.5
5	Macey Turley	G	2/2	.516	.000	.500	4.0	8.0	13.0
14	Evelyn Adebayo	F	2/2	.516	.000	.500	11.5	1.0	18.0
31	Brianna Crane	F	2/2	.417	.000	.667	5.5	0.5	7.0

Key Reserves

20	Cekeya Mack	F	2/0	.556	.000	.833	2.5	1.0	7.5
32	Alexi Burpo	F/G	2/0	.600	.500	.667	2.0	0.5	8.0
44	Macie Gibson	F	2/0	.833	.000	.750	3.5	1.0	6.5

Team	2	.493	.385	.795	51.0	22.5	97.0
-------------	----------	-------------	-------------	-------------	-------------	-------------	-------------

BUTLER PROBABLE STARTERS

No.	Name	Pos.	GP/GS	FG%	3FG%	FT%	RPG	APG	PPG
11	Michelle Weaver	G	1/1	1.00	.000	.500	3.0	5.0	11.0
15	Whitney Jennings	G	1/1	.167	.000	1.00	0.00	1.0	4.0
22	Katherine Strong	G	1/1	.500	.000	.000	6.0	3.0	4.0
24	Kristen Spolyar	G	1/1	.462	.167	1.00	4.0	2.0	15.0
34	Tori Schickel	F/C	1/1	.600	.000	.667	12.0	0.0	16.0

Key Reserves

5	Emillia Sexton	G	1/0	.400	.350	.000	2.0	0.0	5.0
10	Naira Caceres	G/F	1/0	.667	.000	1.00	3.0	1.0	7.0
23	Shae Bray	F	1/0	.667	.000	.333	6.0	1.0	5.0

Team	23	.427	.342	.779	41.1	18.3	74.0
-------------	-----------	-------------	-------------	-------------	-------------	-------------	-------------

All stats are from 2018-19

2018 RECORD BREAKDOWN

	Record	Home	Away	Neutral	OT
Overall	2-0	2-0	0-0	0-0	0-0
OVC	0-0	0-0	0-0	0-0	0-0

SEASON STREAKS

Overall: Won 2 Home: Won 2 Away: --- Neutral: --- OT: ---

OVERALL STREAKS

Overall: Won 2 Home: Won 3 Away: Lost 1 Neutral: Lost 1 OT: Lost 1


DATE	OPPONENT	SITE	TIME	WEB	RADIO
Nov. 20	Lipscomb	Murray, Ky. (CFSB Center)	6 p.m.	ESPN+	1340 AM
Nov. 27	Arkansas St.	Jonesboro, Ark. (First National Bank Arena)	7 p.m.		1340 AM
Dec. 1	Alabama A&M	Murray, Ky. (CFSB Center)	5 p.m.	ESPN+	1340 AM
Dec. 11	Illinois	Champaign, Ill. (State Farm Center)	7 p.m.	BTN+	104.5 FM
Dec. 13	Bethel (TN)	Murray, Ky. (CFSB Center)	6 p.m.	ESPN+	104.5 FM

MURRAY, Ky. - The Racers scored the fourth most points in program history Saturday night with a 113-55 win over Oakland City. The Racers are now 2-0 on the season for just the third time since the 2010-2011 season. After ending the first quarter, up just 18-6, the Racers kicked it into high gear and closed out the game by scoring at least 30 points in each quarter. Evelyn Adebayo notched her second double-double in as many games with game-highs of 18 points and 13 rebounds. Adebayo was one of seven Racers who reached double-digit points in the contest. Alexis Burpo was next in line with 14, while Cekeya Mack had 13 and Janika Griffith-Wallace, Lex Mayes, Paige Barrett and Macey Turley each had 10. Turley also added a game-high seven assists and is now averaging 8.0 assists per game through the first two of the season.

at Butler Bulldogs **Nov. 13, 2018** **6 p.m. CT** **Hinkle Fieldhouse**

SERIES HISTORY: Tuesday will be just the fourth all-time meeting between the two teams and the first at Hinkle Fieldhouse in Indianapolis. After 17 years between the first two meetings and 15 between the second and third, the Racers and Bulldogs are meeting in back-to-back years for the first time. Butler got its first win in the series last season when the Bulldogs came to Murray and walked out with an 88-59 win.

SCOUTING REPORT: Butler began its 2018-19 season with a convincing 72-37 win over Eastern Illinois Friday at Hinkle. Pre-season All-Big East selection Tori Schickel led the Bulldogs with double-double of 16 points and 12 rebounds, while Kristen Spolyar followed with 15 points. The Bulldogs shot 50-percent from the floor in the game and solid at the free throw line, going 14-for-20. If there was a deficiency for Butler, it was from three, as they shot just 13.3 percent at 2-for-15.

MURRAY STATE VS. BUTLER		RACERS - 2 WINS, BULLDOGS - 1 WIN	
	Butler Quick Facts Founded: 1855 Location: Indianapolis, Ind. Colors: Blue & White Enrollment: 5,097		
	Conference: Big East Arena: Hinkle Fieldhouse (1,600) 2017-18 Rec.: 15-17 (6-12 8th BE) Postseason: Big East QF		
		Head Coach: Kirk Godlevske Alma Mater: Northern Michigan '94 Overall Record (season): 46-79 (5th) BUT Record (season): Same	
Last 3 vs. BUT: 11/15/17 @MSU L 59-88 11/30/02 @FRES W 73-59 11/25/85 @MSU W 92-70	Current Streaks vs. BUT: Overall: Lost 1 Home: Lost 1 Away: Won 1	All-Time vs. BUT: Home: 1-1 Away: 0-0 Neutral: 1-0	MSU-BUT Series Misc.: First Meeting: 11/25/85 @MSU W 92-70 Largest MSU Win: 11/25/85 @MSU W 92-70 Largest BUT Win: 11/15/17 @MSU L 59-88

2018-19 MURRAY STATE ROSTER

No.	Player	Pos.	Ht.	Yr.	Hometown (Previous School)
0	Janika Griffith-Wallace	G	5-9	So.	Brampton, Ontario (Tech Academy at Sault Ste Marie)
1	Raegan Blackburn	G	5-8	Fr.	Greenville, Ky. (Muhlenberg County HS)
2	Sadie Hill	F/G	6-0	Fr.	Indianapolis, Ind. (Perry Meridian HS)
3	DeAsia Outlaw	G	5-11	Jr.	Henderson, Ky. (Wabash Valley CC)
4	Lex Mayes	G	5-7	Fr.	Murray, Ky. (Murray HS)
5	Macey Turley	G	5-6	Fr.	Murray, Ky. (Murray HS)
11	Paige Barrett	G/F	5-10	So.	Scottsburg, Ind. (Scottsburg HS)
14	Evelyn Adebayo	F	6-0	Jr.	London, England (Gardner-Webb)
20	Cekeya Mack	F	6-0	Jr.	Albany, Ga. (Albany Tech)
31	Brianna Crane	F	6-0	So.	Birmingham, Ala. (Ramsay HS)
32	Alexis Burpo	F/G	5-10	Fr.	Murray, Ky. (Murray HS)
33	Michaela Manley	G	5-10	Sr.	Benton, Ky. (Marshall County HS)
44	Macie Gibson	F	6-1	Fr.	Booneville, Ky. (Owsley County HS)

Head Coach: Rechelle Turner (Murray St., 1996), 2nd Season

Assistant Coaches: Amber Guffey (Murray St., 2009), 2nd Season;
Jauwan Scaife (Ball St., 2012), 1st Season; Monica Evans, 2nd Season

PRONUNCIATION GUIDE

JANIKA Griffith-Wallace Juh-nee-kuh
Evelyn ADEBAYO Add-uh-buy-oh
CEKEYA Mack Suh-key-uh
RECHELLE Turner Ruh-shell
JAUWAN Scaife Juh-wahn

2018-19 BUTLER ROSTER

No.	Name	Pos.	Ht.	Cl.	Hometown (Previous School)
1	Jamilyn Robinson	G	Fr.	5-10	Gonzales, La. (Ascension Christian HS)
4	Taylor Buford	G	Sr.	5-11	Long Grove, Ill. (Adlai Stevenson HS)
5	Emilia Sexton	G	Fr.	5-4	Louisville, Ky. (Male HS)
10	Naira Caceres	G/F	R-So.	6-1	Las Palmas de Gran Canaria, Spain (Maine)
11	Michelle Weaver	G	Sr.	5-7	South Bend, Ind. (Saint Joseph HS)
12	Ashanti Thomas	C	R-Jr.	6-4	Lexington, Ky. (Penn State)
14	Sarah Humphrey	G/F	Jr.	6-0	Crete, Ill. (Crete-Monee)
15	Whitney Jennings	G	R-Sr.	5-5	Logansport, Ind. (Iowa)
20	Jaia Alexander	G	Jr.	5-11	Baltimore, Md. (Clemson)
22	Katherine Strong	G	R-Jr.	5-11	Chicago Heights, Ill. (VCU)
23	Shae Brey	F	Jr.	6-0	Altoona, Wis. (Regis HS)
24	Kristen Spolyar	G	Jr.	5-10	Lebanon, Ind. (Lebanon)
25	Ellen Ross	F	Fr.	5-11	Fort Wayne, Ind. (Bishop Dwenger HS)
34	Tori Schickel	F/C	Sr.	6-1	Evansville, Ind. (Mater Dei HS)

Head Coach: Kirk Godlevske (Northern Mich., 1994), 5th Season

Assistant Coaches: John Marcum (Okla. Baptist, 1997), 2nd Season; Kierra McCleary (North Ala., 2011), 2nd Season; Gabe Henry (Missouri Valley, 2007), 2nd Season

THE INSIDE TRACK

GAME 3 NOTES - BUT

DOUBLE YOUR FUN

For the second time in as many games, Evelyn Adebayo notched a double-double. Through two games this season she is averaging 18.0 points per game and 11.5 rebounds.

BIG NUMBERS

The Racers scored 113 points against Oakland City Saturday for the fourth most points in school single-game history. In addition, the Racers' 40-made field goals is the 11th most in program history.

SPREADING THE LOVE

All 12 eligible players played for the Racers with 11 of them tallying points. Of the 11 players that scored in the game, seven reached double digits.

OK, WHAT'S NEXT?

Murray State will take a week off before returning to action at home next Tuesday against regional foe Lipscomb. Tip-off from The Bank is set for 6 p.m.

GAME 2 NOTES - OAK

OPENING STATEMENT

MSU's win Wednesday was the first in a season opener against a Division I team since beating the Purple Aces to start the 2011-12 season, as well as the largest margin of victory against any Division I opponents since a 32 point win over Alabama A&M in 2016-17.

HISTORIC DEBUT

With game-highs of 18 points and 10 rebounds, Evelyn Adebayo became the first known Racer to debut with a double-double (single-game records dating back to 1997-98) Wednesday versus Evansville.

QUICK TURNAROUND

In Wednesday's opener, the Racers addressed two areas of concerns from the exhibition Thursday night, three-point and free throw shooting. The Racers were just 1-for-13 (7.7%) from three and 19-for-35 (54.3%) in their lone exhibition. However, on Wednesday, MSU was 7-for-10 (70.0%) from the stripe and 10-for-20 (50.0%) from beyond the arc.

GAME 1 NOTES - UE

LIFTING THE LID

Murray State opens its 52nd season of women's basketball Wednesday and is 22-30 all-time in season openers and 26-23 in home openers. The Racers are 4-4 all-time against UE in season openers and 3-3 against the Purple Aces in home openers.

SHAKING THE DUST OFF

The Racers won their only exhibition of the year last Thursday, 72-51 over Lindsey Wilson. After sitting out last season due to NCAA transfer rules, Evelyn Adebayo easily got back in the groove and led MSU with 21 points, while Janika Griffith-Wallace posted a double-double with 13 points and 11 rebounds.

NEXT ONE UP

The Racers return just 20.4 percent of their scoring from last year with the most notable loss being the 2017-18 OVC Player of the Year, Ke'Shunnan James. Brianna Crane will lead all returners this season after averaging 7.2 points and 5.7 rebounds per game last season.

HEAD COACH RECEHELLE TURNER

2ND SEASON AT MSU/2ND SEASON OVERALL

TURNER'S CAREER YEAR-BY-YEAR COACHING RECORD

Year	Team	OVERALL			OVC			POSTSEASON		
		W	L	Pct.	W	L	Pct.	W	L	Pct.
2017-18	Murray St.	11	19	.367	7	11	.389	0	1	.000
2018-19	Murray St.	2	0	1.00	---	---	.000	-	-	.000
TOTAL		13	19	.406	7	11	.389	0	1	.000
OT		0	1	.000	0	1	.000	0	1	.000

TURNER VS. THE COMPETITION

OPPONENT	RECORD	OPPONENT	RECORD
Austin Peay*	1-1	Lipscomb	0-1
Alabama	1-0	Louisville	0-1
Alabama A&M	0-1	Mississippi Valley St.	1-0
Arkansas St.	0-0	Morehead St.*	0-2
Belmont*	0-2	UNC Greensboro	1-0
Bethel (TN)	1-0	Oakland City	1-0
Butler	0-1	Northern Kentucky	1-0
Evansville	1-1	Southern Illinois	0-0
ETSU	0-1	SIUE*	0-2
Eastern Illinois*	2-0	Southeast Missouri*	0-2
Eastern Kentucky*	1-0	Tennessee	0-0
Illinois	0-0	Tennessee State*	1-0
Jacksonville State*	0-2	Tennessee Tech*	2-0
Kentucky	0-0	UT Martin*	0-2

2018 Opponents Listed In BOLD

*Indicates OVC Opponent

THE RACERS ARE....

2-0 ...Overall	1-0 ...Bench outscored by Opp. bench	2-0 ...in November
...vs. OVC	...Tied, bench scoring	...in December
2-0 ...vs. Non-Conference	2-0 ...Outrebound Opponent	...in January
	...Outrebounded by Opponent	...in February
	...Tied, rebounds	...in March
	2-0 ...More FTM than Opponent	...on Mondays
2-0 ...Leading at Half	...Less FTM than Opponent	...on Tuesdays
...Trailing at Half	...Tied, FTM	...on Wednesdays
...Tied at Half	2-0 ...More 3FGM than Opponent	...on Thursdays
...In Overtime	...Less 3FGM than Opponent	...on Fridays
2-0 ...Outshoot Opponent (%)	...Tied, 3FGM	1-0 ...on Saturdays
...Outshot by Opponent (%)	...More turnovers than Opponent	...on Sundays
...Tied opponent, shooting (%)	2-0 ...Less turnovers than Opponent	
2-0 ...Shoot .400 or better	...Tied, turnovers	
...Shoot under .400	...Score ≤ 60	...in the Afternoon (Before 4 p.m.)
2-0 ...Opponent shoot .400 or better	2-0 ...Score 75+	2-0 ...in the Evenings (4 p.m. or After)
2-0 ...Opponent shoot under .400	2-0 ...Opponents Score ≤ 60	
1-0 ...Bench outscores Opp. bench	...Opponents Score 75+	

2018 SCORE BY QUARTERS

	1st Qtr.	2nd Qtr.	3rd Qtr.	4th Qtr.	OT	Total
Murray St.	35	48	59	52	0	194
Avg.	17.5	24.0	29.5	26.0	0.0	97.0
Opponents	16	33	39	20	0	108
Avg.	8.0	16.5	19.5	10.0	0.0	54.0

BENCH SCORING

RACERS	OPPONENTS
Season Avg.: 42.0	Season Avg.: 29.5
Team High: 60 (OCU, 11/10)	Team High: 34 (OCU, 11/10)
Team Low: 24 (UE, 11/7)	Team Low: 25 (UE, 11/7)
Individual High:	Individual High:
14 - Burpo (OCU, 11/10)	16 - Wallace (UE, 11/7)

2018 WON-LOST MARGINS

Margin	1	2	3	4	5	6	7	8	9	10	11	12	13	14	15
Won By															
Lost By															
Margin	16	17	18	19	20	21	22	23	24	25	26	27	28	29	30+
Won By													1		1
Lost By															

2018-19 TEAM HIGHS & LOWS - RACERS

CATEGORY	HIGH	LOW
Total Points	113 - OCU, 11/10	81 - UE, 11/7
Points In A Quarter	33 [3rd, 4th] - OCU, 11/10	16 [1st] - OCU, 11/10
Overtime Points	---	---
FG Made	40 - OCU, 11/10	32 - UE, 11/7
FG Attempted	79 - OCU, 11/10	67 - UE, 11/7
FG%	50.6 - OCU, 11/10	47.8 - UE, 11/7
3PT FG Made	10 - UE, 11/7	5 - OCU, 11/10
3PT FG Attempted	20 - UE, 11/7	19 - OCU, 11/10
3PT FG%	50.0 - UE, 11/7	26.3 - OCU, 11/10
FT Made	28 - OCU, 11/10	7 - UE, 11/7
FT Attempted	34 - OCU, 11/10	10 - UE, 11/7
FT%	82.4 - OCU, 11/10	70.0 - UE, 11/7
Rebounds	57 - OCU, 11/10	45 - UE, 11/7
Offensive Rebounds	20 - OCU, 11/10	12 - UE, 11/7
Defensive Rebounds	37 - OCU, 11/10	33 - UE, 11/7
Assists	23 - OCU, 11/10	22 - UE, 11/7
Steals	24 - OCU, 11/10	4 - UE, 11/7
Turnovers	15 - OCU, 11/10	12 - UE, 11/7
Blocked Shots	4 - UE, 11/7	3 - OCU, 11/10
Assist/Turnover Ratio	1.8 - UE, 11/7	1.5 - OCU, 11/10
Fouls	12 - UE, 11/7; OCU, 11/10	12 - UE, 11/7; OCU, 11/10

2018-19 TEAM HIGHS & LOWS - OPPONENTS

CATEGORY	HIGH	LOW
Total Points	55 - OCU, 11/10	53 - UE, 11/7
Points In A Quarter	20 - [3rd] UE, 11/7	8 - [1st] UE, 11/7; [1st] OCU, 11/10
Overtime Points	---	---
FG Made	22 - UE, 11/7	19 - OCU, 11/10
FG Attempted	62 - UE, 11/7	59 - OCU, 11/10
FG%	35.5 - UE, 11/7	32.2 - OCU, 11/10
3PT FG Made	3 - UE, 11/7; OCU, 11/10	3 - UE, 11/7; OCU, 11/10
3PT FG Attempted	15 - UE, 11/7; OCU, 11/10	15 - UE, 11/7; OCU, 11/10
3PT FG%	20.0 - UE, 11/7; OCU, 11/10	20.0 - UE, 11/7; OCU, 11/10
FT Made	14 - OCU, 11/10	6 - UE, 11/7
FT Attempted	18 - OCU, 11/10	8 - UE, 11/7
FT%	77.8 - OCU, 11/10	75.0 - UE, 11/7
Rebounds	32 - UE, 11/7	27 - OCU, 11/10
Offensive Rebounds	7 - UE, 11/7	6 - OCU, 11/10
Defensive Rebounds	25 - UE, 11/7	21 - OCU, 11/10
Assists	12 - OCU, 11/10	6 - UE, 11/7
Steals	9 - OCU, 11/10	5 - UE, 11/7
Turnovers	32 - OCU, 11/10	13 - UE, 11/7
Blocked Shots	5 - UE, 11/7	1 - OCU, 11/10
Assist/Turnover Ratio	0.4 - UE, 11/7	0.3 - OCU, 11/10
Fouls	21 - OCU, 11/10	16 - UE, 11/7

2018-19 INDIVIDUAL GAME HIGHS

CATEGORY	MURRAY STATE	OPPONENT
Total Points	18 - Twice	16 - Wallace (UE, 11/7)
Points In A Quarter	8 [2nd] - Adebayo (OCU, 11/10)	8 [3rd] - Pittman (OCU, 11/10)
Overtime Points	---	---
FG Made	9 - Adebayo (UE, 11/7)	7 - Wallace (UE, 11/7)
FG Attempted	20 - Adebayo (UE, 11/7)	12 - Neman (UE, 11/7)
3PT FG Made	4 - Turley (UE, 11/7)	2 - Sanford (OCU, 11/10)
3PT FG Attempted	7 - Mayes (OCU, 11/10)	6 - Sanford (OCU, 11/10)
FT Made	6 - Barrett (OCU, 11/10)	4 - Pittman (OCU, 11/10)
FT Attempted	7 - Adebayo (OCU, 11/10)	7 - Pittman (OCU, 11/10)
Rebounds	13 - Adebayo (OCU, 11/10)	6 - Buck, Coffman (UE, 11/7)
Offensive Rebounds	4 - Adebayo (OCU, 11/10)	2 - Hall (UE, 11/7)
Defensive rebounds	9 - Adebayo (OCU, 11/10)	6 - Buck (UE, 11/7)
Assists	9 - Turley (UE, 11/7)	3 - Tompkins, Ubelhor (OCU, 11/10)
Steals	4 - Mack (OCU, 11/10)	2 - 6 Players
Turnovers	6 - Griffith-Wallace (OCU, 11/10)	10 - Sanford (OCU, 11/10)
Blocks	1 - 7 Players (UE, 11/7)	4 - Coffman (UE, 11/7)
Minutes	31 - Mayes (UE, 11/7)	36 - Newman (UE, 11/7)

2018-19 GAME-BY-GAME INDIVIDUAL HIGHS

Game	Points	Rebounds	Assists	Steals	Blocks
11/7 - Evansville	18 - Adebayo	10 - Adebayo	9 - Turley	3 - Turley	1 - 4 Players
11/10 - Oakland City	18 - Adebayo	13 - Adebayo	7 - Turley	4 - Mack	1 - 2 Players
11/13 - at Butler					
11/20 - Lipscomb					
11/27 - at Arkansas St.					
12/1 - Alabama A&M					
12/11 - at Illinois					
12/13 - Bethel (TN)					
12//18 - Southern Ill.					
12/21 - at Kentucky					
12/28 - at Tennessee					
1/3 - Morehead St.					
1/5 - Eastern Ky.					
1/10 - at UT Martin					
1/12 - at Southeast Mo.					
1/17 - at Eastern Ill.					
1/19 - at SIUE					
1/24 - Belmont					
1/26 - Tennessee St.					
1/31 - at Jacksonville State					
2/2 -at Tennessee Tech					
2/7 - Eastern Ill.					
2/9 - SIUE					
2/14 - at Eastern Ky.					
2/116 - at Austin Peay					
2/21 - UT Martin					
2/23 - Southeast Mo.					
2/28 - at Morehead St.					
3/2 - Austin Peay					

2018-19 STARTERS BY GAME

Game	1 - G	2 - G	3 - G/F	4 - F	5 - C
11/7 - Evansville	Turley	Mayes	Outlaw	Crane	Adebayo
11/10 - Oakland City	Turley	Mayes	Griffith-Wallace	Crane	AdebayoEW
11/13 - at Butler					
11/20 - Lipscomb					
11/27 - at Arkansas St.					
12/1 - Alabama A&M					
12/11 - at Illinois					
12/13 - Bethel (TN)					
12/18 - Southern Ill.					
12/21 - at Kentucky					
12/28 - at Tennessee					
1/3 - Morehead St.					
1/5 - Eastern Ky.					
1/10 - at UT Martin					
1/12 - at Southeast Mo.					
1/17 - at Eastern Ill.					
1/19 - at SIUE					
1/24 - Belmont					
1/26 - Tennessee St.					
1/31 - at Jacksonville State					
2/2 - at Tennessee Tech					
2/7 - Eastern Ill.					
2/9 - SIUE					
2/14 - at Eastern Ky.					
2/116 - at Austin Peay					
2/21 - UT Martin					
2/23 - Southeast Mo.					
2/28 - at Morehead St.					
3/2 - Austin Peay					

2018-19 DOUBLE-DOUBLES

Player	Game	Category 1	Category 2
Evelyn Adebayo	Evansville	18 Points	10 Rebounds
Evelyn Adebayo	Oakland City	18 Points	13 Rebounds

2018-19 HONORS

2018-19 COMBINED STATS

RECORD:	OVERALL	HOME	AWAY	NEUTRAL
ALL GAMES	2-0	2-0	0-0	0-0
CONFERENCE	0-0	0-0	0-0	0-0
NON-CONFERENCE	2-0	2-0	0-0	0-0

#	Player	gp-gs	min	avg	Total		3-Point		F-Throw		Rebounds				pf	dq	a	to	blk	stl	pts	avg
					fg-fga	fg%	3fg-fga	3fg%	ft-fa	ft%	off	def	tot	avg								
14	Adebayo, Evelyn	2-2	53	26.5	16-31	.516	0-3	.000	4-8	.500	6	17	23	11.5	1	0	2	4	0	2	36	18.0
05	Turley, Macey	2-2	54	27.0	10-15	.667	4-8	.500	2-2	1.000	3	5	8	4.0	3	0	16	2	0	5	26	13.0
00	Griffith-Wallace, J.	2-1	48	24.0	10-24	.417	2-6	.333	1-1	1.000	5	7	12	6.0	2	0	8	8	0	4	23	11.5
04	Mayes, Lex	2-2	54	27.0	6-17	.353	5-13	.385	2-2	1.000	3	5	8	4.0	5	0	5	1	1	3	19	9.5
32	Burpo, Alexis	2-0	25	12.5	6-10	.600	2-4	.500	2-3	.667	2	2	4	2.0	1	0	1	1	0	0	16	8.0
20	Mack, Cekeya	2-0	23	11.5	5-9	.556	0-0	.000	5-6	.833	1	4	5	2.5	0	0	2	2	2	4	15	7.5
31	Crane, Brianna	2-2	36	18.0	5-12	.417	0-0	.000	4-6	.667	2	9	11	5.5	1	0	1	4	0	3	14	7.0
44	Gibson, Macie	2-0	25	12.5	5-6	.833	0-0	.000	3-4	.750	3	4	7	3.5	2	0	2	0	1	0	13	6.5
03	Outlaw, DeAsia	2-1	32	16.0	3-8	.375	1-1	1.000	4-4	1.000	2	2	4	2.0	3	0	3	3	1	1	11	5.5
11	Barrett, Paige	2-0	13	6.5	2-4	.500	0-0	.000	6-6	1.000	3	2	5	2.5	2	0	0	0	1	2	10	5.0
33	Manley, Michaela	2-0	23	11.5	3-8	.375	1-3	.333	2-2	1.000	0	4	4	2.0	2	0	4	2	0	2	9	4.5
02	Hill, Sadie	2-0	14	7.0	1-2	.500	0-1	.000	0-0	.000	0	1	1	0.5	2	0	1	0	1	2	2	1.0
Team											2	8	10									
Total.....		2	400		72-146	.493	15-39	.385	35-44	.795	32	70	102	51.0	24	0	45	27	7	28	194	97.0
Opponents.....		2	400		41-121	.339	6-30	.200	20-26	.769	13	46	59	29.5	37	-	18	45	6	14	108	54.0

TEAM STATISTICS	MUR	OPP	Date	Opponent	Score	Att.
SCORING	194	108	11/07/18	EVANSVILLE	w 81-53	585
Points per game	97.0	54.0	11/10/18	OAKLAND CITY	w 113-55	938
Scoring margin	+43.0	-	* - OVC game			
FIELD GOALS-ATT	72-146	41-121				
Field goal pct	.493	.339				
3 POINT FG-ATT	15-39	6-30				
3-point FG pct	.385	.200				
3-pt FG made per game	7.5	3.0				
FREE THROWS-ATT	35-44	20-26				
Free throw pct	.795	.769				
F-Throws made per game	17.5	10.0				
REBOUNDS	102	59				
Rebounds per game	51.0	29.5				
Rebounding margin	+21.5	-				
ASSISTS	45	18				
Assists per game	22.5	9.0				
TURNOVERS	27	45				
Turnovers per game	13.5	22.5				
Turnover margin	+9.0	-				
Assist/turnover ratio	1.7	0.4				
STEALS	28	14				
Steals per game	14.0	7.0				
BLOCKS	7	6				
Blocks per game	3.5	3.0				
ATTENDANCE	1523	0				
Home games-Avg/Game	2-762	0-0				
Neutral site-Avg/Game	-	0-0				

Score by Periods	1st	2nd	3rd	4th	Totals
Murray St.	35	48	59	52	194
Opponents	16	33	39	20	108



**JANIKA
GRIFFITH-WALLACE**
G ■ 5-9 ■ So.
Brampton, Ontario



**REAGAN
BLACKBURN**
G ■ 5-8 ■ Fr.
Greenville, Ky.



**SADIE
HILL**
G/F ■ 6-0 ■ Fr.
Indianapolis, Ind



**DEASIA
OUTLAW**
G ■ 5-11 ■ Jr.
Henderson, Ky.



**LEX
MAYES**
G ■ 5-7 ■ Fr.
Murray, Ky.




**MACEY
TURLEY**
G ■ 5-6 ■ Fr.
Murray, Ky.



**PAIGE
BARRETT**
G/F ■ 5-10 ■ So.
Scottsburg, Ind.



**EVELYN
ADEBAYO**
F ■ 6-0 ■ R-Jr.
London, England



**CEKEYA
MACK**
F ■ 6-1 ■ Jr.
Murray, Ky.



**BRIANNA
CRANE**
F ■ 6-0 ■ So.
Birmingham, Ala.



**ALEXIS
BURPO**
F/G ■ 5-10 ■ Fr.
Murray, Ky.



**MICHAELA
MANLEY**
G ■ 5-10 ■ Sr.
Benton, Ky.



**MACIE
GIBSON**
F ■ 6-1 ■ Fr.
Booneville, Ky.




**RECHELLE
TURNER**
Head Coach
2nd Season



**MONICA
EVANS**
Assistant Coach
2nd Season



**AMBER
GUFFEY**
Assistant Coach
2nd Season



**JAUWAN
SCAIFE**
Assistant Coach
1st Season