



6-13 (2-6)

MURRAY ST. RACERS AT JACKSONVILLE ST./TENN. TECH

Jacksonville, Ala. & Cookeville, Tenn.; Pete Mathews Coliseum & Eblen Center
Thur. & Sat., Jan. 31 & Feb. 2, 2019; 11:30 a.m. & 5:30 p.m.

TV/Web: ESPN+

Live Audio: WNBS 1340 AM

(PxP - Jeremy Rose)



9-10 (3-5)



15-4 (7-1)

2018-19 SCHEDULE

Date	Opponent	Time /Result
11/1	#LINDSEY WILSON	W 72-51
11/7	EVANSVILLE	W 81-53
11/10	OAKLAND CITY	W 113-55
11/13	at Butler	L 65-86
11/20	LIPSCOMB	W 97-61
11/27	at Arkansas St.	L 63-74
12/1	ALABAMA A&M	L 53-59
12/11	at Illinois	L 52-84
12/13	BETHEL (TN)	W 86-50
12/18	SOUTHERN ILL.	L 59-65
12/21	at #18 Kentucky	L 49-88
12/28	at #10 Tennessee	L 77-98
1/3	*MOREHEAD ST.	L 61-83
1/5	*EASTERN KY.	W 81-63
1/10	*at UT Martin	L 67-75
1/12	*at Southeast Mo.	W 64-59
1/17	*at Eastern Ill.	L 67-75
1/19	*at SIUE	L 54-71
1/24	*BELMONT	2 p.m.
1/26	*TENNESSEE ST.	5 p.m.
1/31	*at Jacksonville St.	11:30 a.m.
2/2	*at Tennessee Tech	5:30 p.m.
2/7	*EASTERN ILLINOIS	5 p.m.
2/9	*SIUE	5 p.m.
2/14	*at Eastern Ky.	6 p.m.
2/16	*at Austin Peay	2 p.m.
2/21	*UT MARTIN	5 p.m.
2/23	*SOUTHEAST MO.	5 p.m.
2/28	*at Morehead St.	4:05 p.m.
3/1	*AUSTIN PEAY	5 p.m.
3/6-9	OVC Tournament	TBD

* - OVC Contest

- Exhibition

2018-19 OVC STANDINGS

Team	OVC	Overall
Tennessee Tech	7-1	15-4
Belmont	7-1	14-5
Morehead State	6-2	15-6
UT Martin	6-2	14-5
Southeast Missouri	5-3	10-9
SIUE	4-4	9-10
Austin Peay	4-4	9-10
Jacksonville State	3-5	9-10
Eastern Illinois	2-6	8-11
Tennessee State	2-6	2-18
Murray State	2-6	6-13
Eastern Kentucky	0-8	2-17

As of Jan 29, 2019

MURRAY STATE PROBABLE STARTERS

No.	Name	Pos.	GP/GS	FG%	3FG%	FT%	RPG	APG	PPG
4	Lex Mayes	G	19/19	.319	.351	.793	2.8	1.1	7.5
5	Macey Turley	G	19/19	.391	.325	.841	3.3	4.7	13.3
14	Evelyn Adebayo	F	19/19	.400	.400	.796	11.0	1.2	18.3
31	Brianna Crane	F	19/13	.449	.000	.714	5.3	0.7	6.6
32	Alexis Burpo	F/G	19/9	.430	.242	.414	4.4	1.5	4.9

Key Reserves

0	Janika Griffith-Wallace	G	19/9	.314	.250	.655	2.9	2.0	8.0
3	DeAsia Outlaw	G	13/4	.412	.250	.500	1.1	0.5	2.5
20	Cekeya Mack	F	19/3	.541	.000	.625	3.3	0.2	4.5

Team	19	.408	.318	.734	39.6	12.7	68.8
------	----	------	------	------	------	------	------

JACKSONVILLE STATE PROBABLE STARTERS

No.	Name	Pos.	GP/GS	FG%	3FG%	FT%	RPG	APG	PPG
00	Taylor Hawks	G	17/17	.333	.190	.688	3.4	2.5	8.4
3	Destiney Elliott	F	19/19	.343	.248	.660	5.5	1.9	10.9
15	Chole Long	F	19/16	.418	.000	.500	4.3	0.9	3.6
24	Yamia Johnson	G	19/13	.359	.311	.553	1.5	0.4	8.4
34	Rayven Pearson	F	18/17	.465	.000	.603	9.8	0.9	9.6

Team	19	.342	.233	.624	42.3	10.0	57.5
------	----	------	------	------	------	------	------

TENNESSEE TECH PROBABLE STARTERS

No.	Name	Pos.	GP/GS	FG%	3FG%	FT%	RPG	APG	PPG
00	Akia Harris	G	19/19	.329	.222	.774	3.5	2.1	9.2
2	Jordan Brock	G	19/19	.424	.439	.881	1.6	0.9	14.3
11	Kentoria Alexander	G	19/19	.364	.342	.597	6.2	4.1	7.7
14	Abby Buckner	G	19/19	.336	.306	.783	5.2	1.1	6.6
44	Lacy Cantrell	F	19/17	.591	.000	.762	4.1	0.4	7.2

Team	19	.584	.213	.759	39.0	14.1	72.1
------	----	------	------	------	------	------	------

2018-19 RECORD BREAKDOWN

	Record	Home	Away	Neutral	OT
Overall	6-13	5-5	1-8	0-0	0-0
OVC	2-6	1-3	1-3	0-0	0-0

SEASON STREAKS

Overall: Lost 4 Home: Lost 2 Away: Lost 2 Neutral: --- OT: ---

UPCOMING SCHEDULE

DATE	OPPONENT	SITE	TIME	WEB	RADIO
Feb. 7	Eastern Ill.	Murray, Ky. (CFSB Center)	5 p.m.	ESPN+	104.5 FM
Feb. 9	SIU Edwardsville	Murray, Ky. (CFSB Center)	5 p.m.	ESPN+	104.5 FM
Feb. 14	Eastern Kentucky	Richmond, Ky. (McBreyer Arena)	6 p.m.	ESPN+	104.5 FM
Feb. 16	Austin Peay	Clarksville, Tenn. (Dunn Center)	2 p.m.	ESPN+	1340 AM
Feb. 21	UT Martin	Murray, Ky. (CFSB Center)	5 p.m.	ESPN+	1340 AM

LAST TIME OUT

vs. Belmont (L 58-65)/Tennessee St. (L 61-65)

Jan. 24 & 26 at CFSB Center

MURRAY, Ky. - Last week was a tale of two completely different games, that sadly both ended in losses for the Racers. On Thursday, Murray State kept pace with three-time defending OVC champ Belmont and trailed by only three points with just 2:14 to play. However, despite not allowing a Bruin field goal over almost the final four minutes of the contest, the Racers could not finish and fell by seven. Evelyn Adebayo led the Racers with 20 points and 11 rebounds, while Janika Griffith-Wallace added 14 off the bench. Saturday, for Murray State, was nearly the exact opposite of Thursday's game with the Racers in control for nearly the whole night. However, the Tigers were able to claw their way back, take the lead with 1:35 to go and never relinquish it. Adebayo was once again solid for the Racers with 16 points, but this time added a career-best 18 rebounds. Macey Turley led Murray State in the game with 20 points, off of 6-of-15 shooting.

THURSDAY'S OPPONENT:

at Jacksonville State Gamecocks

Jan. 31, 2019

11:30 a.m.

Pete Mathews Coliseum

SERIES HISTORY: The Racers may lead the all-time series with Jacksonville State, 16-7, but the Gamecocks have controlled the series as of late winning five of the last six meetings. In Jacksonville, the Racers have lost just twice with both of the losses coming in the last three meetings.

SCOUTING REPORT: After a win over Eastern Kentucky and a loss to Morehead State last week, Jacksonville State is currently 9-10 on the year and 3-5 in league play. Scoring wise, a game with Jax State this season is a virtual pick 'em with the Gamecocks scoring 57.5 points per game and allowing 57.4. The Gamecocks currently shoot 34.2-percent from the floor, 23.3-percent from 3-point range and 61.2-percent from the free throw line. Destiney Elliott currently leads JSU in scoring at 10.9 points per game, while Rayven Pearson follows at 9.6. Pearson also currently leads the Gamecocks in rebounds by averaging a near double-double at 9.8 per game.

MURRAY STATE VS. JACKSONVILLE STATE			RACERS - 16 WINS, GAMECOCKS - 7 WINS		
	<u>Jacksonville State Quick Facts</u>		Conference: Ohio Valley		Head Coach: Rick Pietri
	Founded: 1883		Arena: Pete Mathews Coliseum (3,500)		Alma Mater: South Ala. '87
	Location: Jacksonville, Ala.		2017-18 Rec.: 19-12 (12-6, T-4th OVC)		Overall Record (season): 304-250 (19th)
	Colors: Red & White		Postseason: Lost OVC SF		JSU Record (season): 84-83 (6th)
	Enrollment: 8,567				
<u>Last 3 vs. JSU:</u>		<u>Current Streaks vs. JSU:</u>		<u>MSU-JSU Series Misc.:</u>	
2/15/18 @MSU L 55-59		Overall: Lost 2		First Meeting: 12/9/95 @MSU W 70-55	
1/11/18 @JSU L 65-97		Home: Lost 3		Largest MSU Win: 41 Points Twice	
1/5/17 @JSU W 71-64		Away: Lost 1		Largest JSU Win: 1/11/18 @JSU L 65-97	

SATURDAY'S OPPONENT:

vs. Tennessee Tech Golden Eagles


Feb. 2, 2019

5:30 p.m.

Eblen Center

SERIES HISTORY: Murray State has not had much luck against Tennessee Tech over the years, winning just 18 of 81 all-time meetings, but recent results have gone in the Racers' favor. MSU has won three of the last five meeting and four of the last seven, with two of those wins coming in Cookeville, where the Racers are just 5-27 all-time.

SCOUTING REPORT: Picked seventh in the preseason poll, the Golden Eagles have been the surprise of the league this season and will enter the weekend at 15-4 on the year and 7-1 in the OVC. Jordan Brock has been one of the keys to TTU's success this year as she currently averages 14.3 points per game and shoots 42.4-percent from the floor. Akia Harris follows Brock with 9.2 points per game, as well as a team-high 4.9 assists. As a team, Tennessee Tech averages 72.1 points per game one 41.2-percent shooting, while holding opponents to 37.3-percent shooting and 62.5 points per game.

MURRAY STATE VS. TENNESSEE TECH		GOLDEN EAGLES - 63 WINS, RACERS - 18 WINS	
	<u>Tennessee Tech Quick Facts</u>		
	Founded: 1915 Location: Cookeville, Tenn. Colors: Purple & Gold Enrollment: 10,504	Conference: Ohio Valley Arena: Hooper Eblen Center (7,500) 2017-18 Rec.: 7-22 (4-14, T-10th OVC) Postseason: N/A	Head Coach: Kim Rosamond Alma Mater: Ole Miss, '98 Overall Record (season): 32-46 (2nd) TTU Record (season): Same
<u>Last 3 vs. TTU:</u> 2/17/18 @MSU W 80-73 1/13/18 @TTU W 72-63 1/7/17 @TTU L 54-71	<u>Current Streaks vs. TTU:</u> Overall: Won 2 Home: Won 2 Away: Won 1	<u>All-Time vs. TTU:</u> Home: 13-23 Away: 5-27 Neutral: 0-3	<u>MSU-TTU Series Misc.:</u> First Meeting: 3/9/73 @KWIC L 48-74 Largest MSU Win: 2/28/13 @TTU W 68-52 Largest TTU Win: 2/25/12 @TTU L 51-88

2018-19 MURRAY STATE ROSTER

No.	Player	Pos.	Ht.	Yr.	Hometown (Previous School)
0	Janika Griffith-Wallace	G	5-9	So.	Brampton, Ontario (Tech Academy at Sault Ste Marie)
1	Raegan Blackburn	G	5-8	Fr.	Greenville, Ky. (Muhlenberg County HS)
2	Sadie Hill	F/G	6-0	Fr.	Indianapolis, Ind. (Perry Meridian HS)
3	DeAsia Outlaw	G	5-11	Jr.	Henderson, Ky. (Wabash Valley CC)
4	Lex Mayes	G	5-7	Fr.	Murray, Ky. (Murray HS)
5	Macey Turley	G	5-6	Fr.	Murray, Ky. (Murray HS)
11	Paige Barrett	G/F	5-10	So.	Scottsburg, Ind. (Scottsburg HS)
14	Evelyn Adebayo	F	6-0	Jr.	London, England (Gardner-Webb)
20	Cekeya Mack	F	6-0	Jr.	Albany, Ga. (Albany Tech)
31	Brianna Crane	F	6-0	So.	Birmingham, Ala. (Ramsay HS)
32	Alexis Burpo	F/G	5-10	Fr.	Murray, Ky. (Murray HS)
33	Michaela Manley	G	5-10	Sr.	Benton, Ky. (Marshall County HS)
44	Macie Gibson	F	6-1	Fr.	Booneville, Ky. (Owsley County HS)

Head Coach: Rechelle Turner (Murray St., 1996), 2nd Season

Assistant Coaches: Amber Guffey (Murray St., 2009), 2nd Season;
 Jauwan Scaife (Ball St., 2012), 1st Season; Monica Evans, 2nd Season

PRONUNCIATION GUIDE

JANIKA Griffith-Wallace.....Juh-nee-kuh
 Evelyn ADEBAYO.....Add-uh-buy-oh
 CEKEYA Mack.....Suh-key-uh
 DEASIA Outlaw.....Dee-Asia
 RECHELLE TurnerRuh-shell
 JAUWAN SCAIFE.....Juh-wahn Scayf

HOW THEY RANK - TEAM

Statistic	Team	National Rank	Conference Rank	Value	National Leader	Value
Assist Turnover Ratio (349 ranked)	Tennessee Tech	82	4	0.99	Oregon	1.81
	Murray St.	226	8	0.74		
	Jacksonville St.	294	11	0.63		
Assists (349 ranked)	Tennessee Tech	124	5	266	Iowa	446
	Murray St.	209	7	242		
	Jacksonville St.	329	11	189		
Assists Per Game (349 ranked)	Tennessee Tech	122	5	14.0	Baylor	23.4
	Murray St.	208	7	12.7		
	Jacksonville St.	333	11	9.9		
Blocked Shots (349 ranked)	Jacksonville St.	37	2	88	Georgia	131
	Tennessee Tech	66	4	82		
	Murray St.	226	7	52		
Blocked Shots Per Game (349 ranked)	Jacksonville St.	35	2	4.6	Baylor	7.1
	Tennessee Tech	58	4	4.3		
	Murray St.	228	7	2.7		
Defensive Rebounds per Game (30 ranked)					Baylor	34
Fewest Fouls (345 ranked)	Murray St.	77	2	303	Penn	176
	Tennessee Tech	98	3	311		
	Jacksonville St.	144	4	326		
Fewest Turnovers (349 ranked)	Tennessee Tech	61	2	270	Wyoming	177
	Jacksonville St.	133	5	299		
	Murray St.	231	9	329		
Field-Goal Percentage (349 ranked)	Tennessee Tech	127	5	41.2	Iowa	52.1
	Murray St.	142	6	40.8		
	Jacksonville St.	335	11	34.1		
Field-Goal Percentage Defense (349 ranked)	Jacksonville St.	14	1	35.1	Baylor	31.0
	Tennessee Tech	79	4	37.3		
	Murray St.	242	7	40.9		
Free Throw Attempts (349 ranked)	Tennessee Tech	31	4	415	Arkansas St.	503
	Murray St.	97	5	368		
	Jacksonville St.	220	9	312		
Free Throws Made (348 ranked)	Tennessee Tech	11	2	315	Notre Dame	349
	Murray St.	51	5	270		
	Jacksonville St.	284	10	191		
Free-Throw Percentage (349 ranked)	Tennessee Tech	21	1	75.9	Virginia Tech	79.5
	Murray St.	60	3	73.4		
	Jacksonville St.	321	12	61.2		
Offensive Rebounds per Game (30 ranked)					Troy	23
Personal Fouls Per Game (349 ranked)	Murray St.	84	2	15.9	UConn	11.8
	Tennessee Tech	104	3	16.4		
	Jacksonville St.	144	4	17.2		
Rebound Margin (349 ranked)	Murray St.	132	3	2.0	Baylor	17.9
	Tennessee Tech	161	4	1.1		
	Jacksonville St.	202	8	-0.3		
Rebounds (349 ranked)	Jacksonville St.	62	2	803	Troy	974
	Murray St.	129	6	753		
	Tennessee Tech	153	7	741		
Rebounds Per Game (349 ranked)	Jacksonville St.	36	1	42.26	Troy	51.26
	Murray St.	106	5	39.63		
	Tennessee Tech	128	6	39.00		
Scoring Defense (349 ranked)	Jacksonville St.	40	2	57.4	Drexel	48.2
	Tennessee Tech	135	4	62.5		
	Murray St.	293	10	69.9		
Scoring Margin (349 ranked)	Tennessee Tech	66	3	9.6	Mississippi St.	34.8
	Jacksonville St.	193	7	0.1		
	Murray St.	209	9	-1.1		
Scoring Offense (349 ranked)	Tennessee Tech	70	3	72.1	Mississippi St.	90.4
	Murray St.	107	7	68.8		
	Jacksonville St.	303	11	57.5		
Steals (349 ranked)	Murray St.	225	8	137	Lamar University	290
	Tennessee Tech	233	9	136		
	Jacksonville St.	240	10	134		

HOW THEY RANK - TEAM

Three Pt FG Defense (349 ranked)	Jacksonville St.	34	2	27.4	Miami (OH)	21.5
	Tennessee Tech	40	3	27.6		
	Murray St.	210	8	31.9		
Three-Point Field Goals Attempted (148 ranked)	Jacksonville St.	113	6	408	DePaul	747
	Tennessee Tech	119	7	405		
Three-Point Field Goals Made (349 ranked)	Tennessee Tech	77	4	141	DePaul	247
	Murray St.	178	8	112		
	Jacksonville St.	252	9	95		
Three-Point Field Goals Per Game (349 ranked)	Tennessee Tech	76	4	7.4	FGCU	11.8
	Murray St.	177	8	5.9		
	Jacksonville St.	249	9	5.0		
Three-Point Field-Goal Percentage (349 ranked)	Tennessee Tech	57	2	34.8	Oregon St.	42.1
	Murray St.	145	7	31.8		
	Jacksonville St.	343	11	23.3		
Turnover Margin (349 ranked)	Jacksonville St.	105	5	1.89	Lamar University	10.89
	Tennessee Tech	142	7	1.11		
	Murray St.	295	11	-2.74		
Turnovers Forced (349 ranked)	Jacksonville St.	105	7	17.63	Lamar University	25.94
	Tennessee Tech	239	8	15.32		
	Murray St.	273	10	14.58		
Turnovers Per Game (349 ranked)	Tennessee Tech	67	3	14.2	Fordham	10.8
	Jacksonville St.	149	5	15.7		
	Murray St.	243	9	17.3		
Won-Lost Percentage (348 ranked)	Tennessee Tech	36	1	78.9	NC State	100.0
	Jacksonville St.	200	6	47.4		
	Murray St.	279	10	31.6		

HOW THEY RANK - INDIVIDUAL

Statistic	Player	National Rank	Conference Rank	Value	National Leader	Value
Assist Turnover Ratio (250 ranked)	Akia Harris, Tennessee Tech	56	3	2.11	Jazzmun Holmes, Mississippi St.	4.29
	Kentoria Alexander, Tennessee Tech	179	6	1.47		
	Macey Turley, Murray St.	219	9	1.36		
Assists (150 ranked)	Akia Harris, Tennessee Tech	56	1	93	Sabrina Ionescu, Oregon	168
	Macey Turley, Murray St.	73	3	90		
	Kentoria Alexander, Tennessee Tech	132	4	78		
Assists Per Game (249 ranked)	Akia Harris, Tennessee Tech	61	1	4.9	Sabrina Ionescu, Oregon	8.4
	Macey Turley, Murray St.	72	3	4.7		
	Kentoria Alexander, Tennessee Tech	134	4	4.1		
Blocked Shots (148 ranked)	Anacia Wilkinson, Tennessee Tech	7	1	53	Channon Fluker, CSUN	72
	Rayven Pearson, Jacksonville St.	98	5	27		
Blocked Shots Per Game (250 ranked)	Anacia Wilkinson, Tennessee Tech	7	1	2.79	Channon Fluker, CSUN	3.60
	Rayven Pearson, Jacksonville St.	86	5	1.50		
Defensive Rebounds per Game (29 ranked)	Evelyn Adebayo, Murray St.	6	1	9	Kristine Anigwe, California	10
Double Doubles (36 ranked)	Evelyn Adebayo, Murray St.	12	1	12	Megan Gustafson, Iowa	19
					Kristine Anigwe, California	19
Field Goal Attempts (147 ranked)					Kierra Anthony, Louisiana Tech	389
Field Goals Made (149 ranked)	Evelyn Adebayo, Murray St.	91	3	120	Megan Gustafson, Iowa	221
Field-Goal Percentage (250 ranked)	Evelyn Adebayo, Murray St.	111	3	48.0	Megan Gustafson, Iowa	69.9
Final Points (200 ranked)	Evelyn Adebayo, Murray St.	63	3	348	Megan Gustafson, Iowa	528
Free Throw Attempts (148 ranked)	Evelyn Adebayo, Murray St.	32	2	113	Shakyla Hill, Grambling	171
Free Throws Made (144 ranked)	Evelyn Adebayo, Murray St.	26	2	90	Lexi Klabo, North Dakota	135
Free-Throw Percentage (249 ranked)	Jordan Brock, Tennessee Tech	21	2	88.1	Rebekah Hand, Marist	97.3
	Kesha Brady, Tennessee Tech	23	3	88.1		
	Macey Turley, Murray St.	58	4	84.1		
	Evelyn Adebayo, Murray St.	121	8	79.6		
	Akia Harris, Tennessee Tech	164	11	77.4		
Minutes Played (150 ranked)					Karissa McLaughlin, Purdue	817:29
Minutes Played Per Game (150 ranked)					Kyara Frames, Albany (NY)	38.71
Offensive Rebounds per Game (30 ranked)					Teaira McCowan, Mississippi St.	6
Points Per Game (249 ranked)	Evelyn Adebayo, Murray St.	57	2	18.3	Megan Gustafson, Iowa	26.4
	Jordan Brock, Tennessee Tech	249	8	14.3		
Rebounds (148 ranked)	Evelyn Adebayo, Murray St.	22	1	209	Kristine Anigwe, California	284
	Rayven Pearson, Jacksonville St.	63	2	176		
Rebounds Per Game (250 ranked)	Evelyn Adebayo, Murray St.	21	1	11.0	Kristine Anigwe, California	14.9
	Rayven Pearson, Jacksonville St.	40	2	9.8		
Steals (147 ranked)					Chastadie Barrs, Lamar University	112
Steals Per Game (250 ranked)					Chastadie Barrs, Lamar University	6.22
Three-Point Field Goals Attempted (148 ranked)	Jordan Brock, Tennessee Tech	84	4	132	Jess Kovatch, Saint Francis (PA)	189
Three-Point Field Goals Made (144 ranked)	Jordan Brock, Tennessee Tech	29	2	58	Lauren Loven, Denver	80
Three-Point Field Goals Per Game (247 ranked)	Jordan Brock, Tennessee Tech	29	2	3.05	Taylor Pierce, Idaho	4.18
Three-Point Field-Goal Percentage (212 ranked)	Jordan Brock, Tennessee Tech	24	3	43.9	Brittini Moore, UT Martin	52.9
Triple Doubles (5 ranked)					Sabrina Ionescu, Oregon	6

THE INSIDE TRACK

GAME 20-21 NOTES - JSU & TTU

A WIN THURSDAY WOULD...

Put an end to a four-game skid by the Racers, which is currently tied for the longest of the season.

A WIN SATURDAY WOULD...

Give the Racers three straight wins over Tennessee Tech, marking the first time MSU has won 3-plus games over the Golden Eagles since a six-game streak from 2007-2010.

LUCKY NUMBER SEVEN

For the seventh time this season, Evelyn Adebayo was named as the OVC Newcomer of the Week. The transfer had 20 points and 11 rebounds against Belmont Thursday and followed that with 16 points and a career-high 18 rebounds against TSU Saturday.

CHASING THE DUB

Evelyn Adebayo currently has 12 double-doubles this season, including one in each of her last seven games. Her 12 this season currently places her ninth on the MSU single-season list with 10 regular-season games to play.

#	Player	Seas.	D-Ds
1.	Karen Hubert-Price	83-84	16
	Stephanine Minor	94-95	16
	Stephanine Minor	95-96	16
	Stephanine Minor	96-97	16
5.	Fondeolyn Garner	91-92	15
6.	Michelle Wenning	90-91	14
	Ashley N. Hayes	08-09	14
8.	Monika Gadson	99-00	13
9.	Evelyn Adebayo	18-19	12
10.	Geralyn Ferth	85-86	11
	Michelle Wenning	88-89	11
	Ke'Shunan James	17-18	11

OK, WHAT'S NEXT?

The Racers return home for two games at The Bank with Eastern Illinois Thursday and SIUE Saturday.

GAME 18-19 NOTES - BEL & TSU

A WIN THURSDAY WOULD...

Give the Racers their first win over Belmont in nine games and would be the first win over the Bruins with both schools being in the OVC.

HONORED AGAIN

For the second week in a row, Evelyn Adebayo and Macey Turley swept the OVC Newcomer and Freshman of the Week awards, respectively. Adebayo averaged a double-double for the second third straight week with her ninth and tenth double-doubles of the season. Turley led the team with 18.0 points per game, making seven threes in the two games. She also pulled down a career-high seven rebounds at SIUE.

ACROSS STATE LINES

Despite Kentucky and Tennessee bordering each other, Murray State has no players from Tennessee while Belmont has none from Kentucky. Tennessee State only has one player that calls Kentucky home, Asia Sims who hails from Paris, Kentucky.

GAME 16-17 NOTES - EIU & SIUE

A WIN THURSDAY WOULD...

Give the Racers their first back-to-back road wins since 2016-17. A weekend sweep would give MSU its first three-game road winning streak since 2012-13 season, when it won four in a row.

STOCKPILING

Evelyn Adebayo picked up her fifth Newcomer of the Week honor Tuesday, while Macey Turley received her fourth Freshman of the Week honor. Adebayo average a double-double over two games, while Turley averaged 21.5 including 32 at SEMO.

A NEW MEMBER

With 32 points at SEMO, Macey Turley became just the fifth Murray State freshman to score at least 30 points in a single game Saturday.

Name	Opp. (Date)	Pts.
Rona Poe	SIUE (12/16/85)	34
Sheila Smith	YSU (1/18/86)	34
Lori Trumblee	BUT (11/30/02)	32
Macey Turley	SEMO (1/12/19)	32
Sheila Smith	EKU (1/25/86)	31
Ke'Shunnan James	APSU (2/7/15)	31

BASKETBALL ON YOUR LUNCH BREAK

This week the Racers will play two afternoon games including a rare weekday OVC matinee. MSU has played two game this season that started before 4 p.m. and went 1-1. The Racers fell against Kentucky in December a Noon Eastern tip, but were victorious last Saturday at SEMO with a 2 p.m. start.

GAME 14-15 NOTES - UTM & SEMO

A WIN IN EITHER GAME WOULD...

Give the Racers their first win at UT Martin in six years and the first at SEMO in eight years.

REUNION

Thursday will be a reunion of sorts for head coach Recehelle Turner and players Lex Mayes, Macey Turley and Alexis Burpo. It will mark the first time that they have been on the court with former player/teammate Maddie Waldrop since the latter graduated from Murray High two years ago.

ADDING UP

With 25 points and 11 rebounds Evelyn Adebayo tallied her sixth double-double of the season. She currently leads the Racers with 18.5 points and 9.9 rebounds per game.

WORKING THE LINE

Thursday will be a battle of the two best free-throw shooting teams in the OVC. UT Martin currently leads the league at 76.8 percent, while the Racers follow at 76.2.

GAME 12-13 NOTES - MOR & EKU

A WIN THURSDAY WOULD...

Put an end to a three-game skid by the Racers. Murray State has lost its last three game with its last win coming against Bethel on Dec. 13.

THE SECOND SEASON

The Racers are 21-20 all-time in OVC openers and are 15-7 in those game when they are played in Murray. MSU has won its last three OVC openers and 5-4 all-time in conference lid lifters against Morehead State.

KEEP 'EM COMIN'

On Monday, Evelyn Adebayo won her second OVC Player of the Week award and fourth Newcomer of the Week honor. The junior had a career-high 28 at No. 10 Tennessee and went 7-for-7 at the free throw line.

IT'S A SMALL, SMALL WORLD

Both Murray State's Janika Griffith-Wallace and Morehead State's Georgia Campbell hail from the Toronto suburb of Brampton in Canada, while the Racers' DeAsia Outlaw and the Eagles' Ashley Moore played junior college ball together at Wabash Valley.

THE INSIDE TRACK

GAME 11 NOTES - UT

A WIN FRIDAY WOULD...

Give MSU its first win over an SEC team since 1980, when the Racers defeated Vanderbilt. Currently, MSU is 6-35 against the South-eastern Conference.

MORE HARDWARE

For the third time this season, Evelyn Adebayo was named as the OVC Newcomer of the Week. Over two games, she averaged 18.5 points and 8.5 rebounds.

ROLE REVERSAL

The Lady Vols are currently ranked 48th out of 349 teams in Division I when it comes to getting to the free throw line. However, when they get there they have trouble, shooting just 67.1 percent and ranking 209th. Conversely, MSU is the 28th best free throw shooting team in the country at 75.7 percent, but they have trouble getting to the line, ranking 231st in attempts at just 17.3 per game

GAME 10 NOTES - UK

GETTING IT DONE

Despite using just two bench players Tuesday against SIU, the Racer reserves still outscored their SIU counterparts 18-9, despite the Salukis using three more players. Brianna Crane dumped in 13 points, while Alexis Burpo added six.

THE KEY

One thing has separated the Racer wins from losses this season on the stat sheet and that is field-goal percentage. MSU is 4-0 when outshooting their opponents and 0-5 when being outshot.

GAME 9 NOTES - SIU

A WIN TUESDAY WOULD...

Give the Racers a much-needed boost of momentum as they head into arguably their two toughest games of the season; at No. 18 Kentucky On Dec. 22 and at No. 9 Tennessee on Dec. 28.

A CLEAN SWEEP

Evelyn Adebayo and Macey Turley swept the weekly OVC awards for the Racers Tuesday with Adebayo being named both Player and Newcomer and Turley earning the Freshman nod. Adebayo notched a double-double in both games last week to average 22.0 point and 13.0 rebounds, while Turley averaged 14.0 points and 5.0 assists.

LEADING THE WAY

Evelyn Adebayo has had the most points and rebounds, either by herself or shared, in every game for the Racers this season. Already with five double-doubles in eight games, the transfer is averaging 17.6 point and 10.8 rebounds per game.

WELCOME BACK

For the first time since her departure following the 2007-08 season, Jody Adams returns to the CFSB Center, this time as an assistant coach for SIU. Adams coached one season at the Bank, guiding the Racers to a 24-8 mark, an OVC tournament title and the program's first trip to the NCAA Tournament. Current Racer assistant Amber Guffey was a member Adams' championship squad.

GAME 8 NOTES - BET

A WIN THURSDAY WOULD...

Snap a three-game skid by the Racers which includes losses at Arkansas State and Illinois and at home against Alabama A&M.

FOUR & COUNTING

Evelyn Adebayo notched her fourth double-double of the season at Illinois with a career-high 23 points and 13 rebounds, which tied her previous career best.

BEST BEHAVIOR

The Racers continue to be one of the most disciplined teams in the nation as they have committed the sixth fewest fouls in the country. The Racers currently have 101 fouls on the season, while leader Montana has 94. at the CFSB Center in 2018.

GAME 7 NOTES - ILL

A WIN TUESDAY WOULD...

Give the Racers their first win over a Big Ten program. MSU is currently 0-4 against the power five league going with two losses against Indiana and one each against Purdue and Illinois.

DOIN' WORK

Through the first six games this season, Evelyn Adebayo has had three double-doubles. She is currently averaging 16.2 points and 10.0 rebounds per game placing her fourth and second in each category, respectively.

GAME 6 NOTES - AAMU

A WIN SATURDAY WOULD...

Give the Racers just their third 4-0 start at home since 2008-09. The only other previous time the Racer won their first four at The Bank was two seasons ago in 2016-17.

MOVIN' ON UP

With their 18-for-20 performance at the charity stripe Tuesday at Arkansas State, the Racers skyrocketed from 10th to 4th nationally in free throw percentage. MSU is currently shooting 82.2 percent from the free throw line, while DePaul leads the nation at 85.0.

DANGEROUS FROM DOWNTOWN

As a team, Murray State currently has the seventh best three-point shooting percentage in the nation at 41.8 and the nation's 12th-best three-point shooter in Lex Mayes, who is making 55.2-percent of her three-point attempts. St. Francis Brooklyn currently paces the nation in team percentage at 44.4, while Shalexxus Aaron leads individually at 72.7 percent.

BEASTS UNDERNEATH

The Racers currently lead the OVC in both rebounds per game and rebound margin. MSU currently averages 43.0 boards per game, while outrebounding their opponents by an average of 9.6 rebounds per game. Those numbers currently place the Racers 47th nationally in rebounds per game and 27th in rebound margin.

GAME 5 NOTES - ASU

A WIN TUESDAY WOULD...

Give the Racers their first win over a program that sponsors FBS football since 2012 when they defeated Ball State at home, 63-53.

RANK AND FILE

Murray State currently ranks in the top 10 nationally in three separate categories. They are 10th in free throw percentage at 80.0, eighth in scoring offense at 89.0 and fifth in fewest fouls at 54.

EIGHT IS GREAT

In three of their four games this season, the Racers have limited their opponents to just eight points in the opening stanza. They did so against Evansville, Oakland City and Lipscomb and went 3-0 in those contests.

THE INSIDE TRACK

THREE FOR ALL

Macey Turley kept Murray State's streak of winning a weekly award alive Tuesday when she was named as the OVC Freshman of the Week for the second time this season.

A FRIENDLY FACE

Arkansas State assistant Todd Buchanan is no stranger to the Racers, as he is a 1995 graduate of Murray State. In addition to his time as a student at Murray State, Buchanan served as an assistant for the Racers women from 1992-1995 and also coached at three local high schools; Lyon County, Calloway County and Murray.

GAME 4 NOTES - LIP

A WIN TUESDAY WOULD...

Give the Racers their first three-game win-streak at home since 2016-17 when they posted wins over MacMurray, Tennessee State and Eastern Illinois (Dec. 12 -Jan. 11).

BACK-TO-BACK

Although she did come up just short of her third straight double-double against Butler, Evelyn Adebayo was named as the OVC Newcomer of the Week, giving the Racers a weekly winner in each of the first two weeks of the season. Macey Turley was the first winner for Murray State, taking home freshman honors last week.

TURNOVER TROUBLE

The Racers committed a season-high 23 turnovers against Butler, leading directly to 27 points for the Bulldogs. The game also marked the first-time this year that MSU had finished a game with more turnovers than assists (11).

GAME 3 NOTES - BUT

DOUBLE YOUR FUN

For the second time in as many games, Evelyn Adebayo notched a double-double. Through two games this season she is averaging 18.0 points per game and 11.5 rebounds.

BIG NUMBERS

The Racers scored 113 points against Oakland City Saturday for the fourth most points in school single-game history. In addition, the Racers' 40-made field goals is the 11th most in program history.

SPREADING THE LOVE

All 12 eligible players played for the Racers with 11 of them tallying points. Of the 11 players that scored in the game, seven reached double digits.

GAME 2 NOTES - OAK

OPENING STATEMENT

MSU's win Wednesday was the first in a season opener against a Division I team since beating the Purple Aces to start the 2011-12 season, as well as the largest margin of victory against any Division I opponents since a 32 point win over Alabama A&M in 2016-17.

HISTORIC DEBUT

With game-highs of 18 points and 10 rebounds, Evelyn Adebayo became the first known Racer to debut with a double-double (single-game records dating back to 1997-98) Wednesday versus Evansville.

QUICK TURNAROUND

In Wednesday's opener, the Racers addressed two areas of concerns from the exhibition Thursday night, three-point and free throw shooting. The Racers were just 1-for-13 (7.7%) from three and 19-for-35 (54.3%) in their lone exhibition. However, on Wednesday, MSU was 7-for-10 (70.0%) from the stripe and 10-for-20 (50.0%) from beyond the arc.

GAME 1 NOTES - UE

LIFTING THE LID

Murray State opens its 52nd season of women's basketball Wednesday and is 22-30 all-time in season openers and 26-23 in home openers. The Racers are 4-4 all-time against UE in season openers and 3-3 against the Purple Aces in home openers.

SHAKING THE DUST OFF

The Racers won their only exhibition of the year last Thursday, 72-51 over Lindsey Wilson. After sitting out last season due to NCAA transfer rules, Evelyn Adebayo easily got back in the groove and led MSU with 21 points, while Janika Griffith-Wallace posted a double-double with 13 points and 11 rebounds.

NEXT ONE UP

The Racers return just 20.4 percent of their scoring from last year with the most notable loss being the 2017-18 OVC Player of the Year, Ke'Shunnan James. Brianna Crane will lead all returners this season after averaging 7.2 points and 5.7 rebounds per game last season.

HEAD COACH RECEHELLE TURNER

2ND SEASON AT MSU/2ND SEASON OVERALL

TURNER'S CAREER YEAR-BY-YEAR COACHING RECORD

Year	Team	OVERALL			OVC			POSTSEASON		
		W	L	Pct.	W	L	Pct.	W	L	Pct.
2017-18	Murray St.	11	19	.367	7	11	.389	0	1	.000
2018-19	Murray St.	6	13	.316	2	6	.250	-	-	.000
TOTAL		17	32	.347	9	17	.346	0	1	.000
OT		0	1	.000	0	1	.000	0	1	.000

TURNER VS. THE COMPETITION

OPPONENT	RECORD	OPPONENT	RECORD
Austin Peay*	1-1	Lipscomb	1-1
Alabama	1-0	Louisville	0-1
Alabama A&M	0-2	Mississippi Valley St.	1-0
Arkansas St.	0-1	Morehead St.*	0-2
Belmont*	0-3	UNC Greensboro	1-0
Bethel (TN)	2-0	Oakland City	1-0
Butler	0-2	Northern Kentucky	1-0
Evansville	1-1	Southern Illinois	0-1
ETSU	0-1	SIUE*	0-3
Eastern Illinois*	2-1	Southeast Missouri*	1-2
Eastern Kentucky*	2-0	Tennessee	0-1
Illinois	0-1	Tennessee State*	1-1
Jacksonville State*	0-2	Tennessee Tech*	2-0
Kentucky	0-1	UT Martin*	1-2

2018 Opponents Listed In BOLD

*Indicates OVC Opponent

THE RACERS ARE....					
6-13	...Overall	2-9	...Bench outscored by Opp. bench	3-2	...in November
2-6	...vs. OVC		...Tied, bench scoring	1-5	...in December
4-7	...vs. Non-Conference	6-6	...Outrebound Opponent	2-6	...in January
		0-7	...Outrebounded by Opponent		...in February
			...Tied, rebounds		...in March
		5-6	...More FTM than Opponent		
6-2	...Leading at Half	1-6	...Less FTM than Opponent		...on Mondays
0-11	...Trailing at Half	0-1	...Tied, FTM	1-4	...on Tuesdays
	...Tied at Half	5-2	...More 3FGM than Opponent	1-0	...on Wednesdays
	...In Overtime	1-10	...Less 3FGM than Opponent	1-4	...on Thursdays
6-2	...Outshoot Opponent (%)	0-1	...Tied, 3FGM	0-2	...on Fridays
0-11	...Outshot by Opponent (%)	2-10	...More turnovers than Opponent	3-3	...on Saturdays
	...Tied opponent, shooting (%)	4-2	...Less turnovers than Opponent		...on Sundays
7-3	...Shoot .400 or better		...Tied, turnovers		
0-9	...Shoot under .400	0-6	...Score ≤ 60	1-3	...in the Afternoon (Before 4 p.m.)
0-6	...Opponent shoot .400 or better	5-1	...Score 75+	5-10	...in the Evenings (4 p.m. or After)
6-7	...Opponent shoot under .400	4-1	...Opponents Score ≤ 60		
4-4	...Bench outscores Opp. bench	0-7	...Opponents Score 75+		

2018 SCORE BY QUARTERS						
	1st Qtr.	2nd Qtr.	3rd Qtr.	4th Qtr.	OT	Total
Murray St.	310	292	360	346	0	1308
Avg.	16.3	15.4	18.9	18.2	0.0	68.8
Opponents	291	340	375	323	0	1329
Avg.	15.3	17.9	19.7	17.0	0.0	69.9

BENCH SCORING	
RACERS	OPPONENTS
Season Avg.: 18.3	Season Avg.: 25.3
Team High: 60 (OCU, 11/10)	Team High: 41 (MOR, 1/3)
Team Low: 0 (SEMO, 1/12)	Team Low: 5 (BEL, 1/24)
Individual High: 14 - Burpo (OCU, 11/10)	Individual High: 31 - Outlow (TSU, 1/26)
14 - Griffith-Wallace (BEL, 1/24)	

2018 WON-LOST MARGINS															
Margin	1	2	3	4	5	6	7	8	9	10	11	12	13	14	15
Won By					1										
Lost By				1		2	1	2			1				
Margin	16	17	18	19	20	21	22	23	24	25	26	27	28	29	30+
Won By			1										1		3
Lost By		1				2	1								2

2018-19 TEAM HIGHS & LOWS - RACERS

CATEGORY	HIGH	LOW
Total Points	113 - OCU, 11/10	49 - UK, 12/21
Points In A Quarter	33 - [3rd, 4th] OCU, 11/10	6 - [2nd] AAMU, 12/1; [1st] ILL, 12/11
Overtime Points	---	---
FG Made	40 - OCU, 11/10	17 - SIUE, 1/19
FG Attempted	79 - OCU, 11/10	46 - SEMO, 1/12
FG%	51.5 - BET, 12/13	27.1 - ILL, 12/11
3PT FG Made	14 - LIP, 11/20	0 - AAMU, 12/1
3PT FG Attempted	26 - 3 Times	11 - ASU, 11/27; AAMU, 12/1
3PT FG%	58.3 - LIP, 11/20	0.0 - AAMU, 12/1
FT Made	28 - OCU, 11/10	7 - UE, 11/7; UK, 12/21
FT Attempted	34 - OCU, 11/10	10 - UE, 11/7; BUT, 11/13
FT%	90.0 - ASU, 11/27	50.0 - UK, 12/21
Rebounds	57 - OCU, 11/10	24 - UT, 12/28
Offensive Rebounds	20 - OCU, 11/10	6 - UT, 12/28
Defensive Rebounds	40 - BET, 12/13	18 - UT, 12/28
Assists	23 - OCU, 11/10	7 - SIU, 12/18
Steals	24 - OCU, 11/10	2 - SIUE, 1/19
Turnovers	27 - UK, 12/21	8 - BEL, 1/24
Blocked Shots	5 - LIP, 11/20	1 - 4 Times
Assist/Turnover Ratio	2.5 - LIP, 11/20	0.4 - SIU, 12/18; TSU, 1/26
Fouls	25 - ASU, 11/27	9 - ILL, 12/11

2018-19 TEAM HIGHS & LOWS - OPPONENTS

CATEGORY	HIGH	LOW
Total Points	97 - UT, 12/28	50 - BET, 12/13
Points In A Quarter	35 - [3rd] UT, 12/28	3 - [1st] BET, 12/13
Overtime Points	---	---
FG Made	41 - UT, 12/28	13 - BET, 12/13
FG Attempted	81 - UT, 12/28	55 - SIU, 12/18; EIU, 1/17
FG%	56.5 - ILL, 12/11	22.4 - BET, 12/13
3PT FG Made	11 - MOR, 1/3	1 - TSU, 1/26
3PT FG Attempted	27 - UTM, 1/10	10 - AAMU, 12/1
3PT FG%	47.6 - UK, 12/21	8.3 - TSU, 1/26
FT Made	22 - TSU, 1/26	6 - 3 Times
FT Attempted	30 - ASU, 11/27	8 - UE, 11/7
FT%	90.9 - SIU, 12/18	56.3 - UT, 12/28
Rebounds	56 - UT, 12/28	27 - OCU, 11/10; SIU, 12/18
Offensive Rebounds	25 - UT, 12/28	5 - SIU, 12/18
Defensive Rebounds	34 - AAMU, 12/1; BEL, 1/24	17 - SEMO, 1/12
Assists	23 - ILL, 12/11	6 - UE, 11/7; BET, 12/13
Steals	17 - BUT, 11/13	1 - BEL, 1/24
Turnovers	32 - OCU, 11/10	7 - MOR, 1/3
Blocked Shots	8 - ILL, 12/11	0 - LIP, 11/20
Assist/Turnover Ratio	2.1 - ILL, 12/11; MOR, 1/3	0.3 - OCU, 11/10; LIP, 11/20
Fouls	22 - SEMO, 1/12	12 - BUT, 11/13; ILL, 12/11

2018-19 INDIVIDUAL GAME HIGHS

CATEGORY	MURRAY STATE	OPPONENT
Total Points	32 - Turley (SEMO, 1/12)	31 - Outlow (TSU, 1/26)
Points In A Quarter	13 [1st] - Adebayo (UTM, 1/12)	17 [3rd] - Howard (UK, 12/21)
Overtime Points	---	---
FG Made	10 - Adebayo (UT, 12/28)	11 - Wittinger (ILL, 12/11); Jeune (MOR, 1/3)
FG Attempted	22 - Adebayo (ILL, 12/11)	23 - Jeune (MOR, 1/3)
3PT FG Made	5 - Mayes (BUT, 11/13)	5 - Howard (UK, 12/21), Bell (SIUE, 1/19)
3PT FG Attempted	9 - 3 Times	10 - Bell (SIUE, 1/19); Maggard (BEL, 1/24)
FT Made	11 - Adebayo (UTM, 1/10); Turley (SEMO, 1/12)	12 - Outlow (TSU, 1/26)
FT Attempted	16 - Adebayo (UTM, 1/10)	16 - Robertson (UTM, 1/10)
Rebounds	18 - Adebayo (TSU, 1/26)	13 - Davis (UT, 12/28)
Offensive Rebounds	5 - 4 Times	7 - Davis (UT, 12/28), Bauman (SIUE, 1/19)
Defensive Rebounds	15 - Adebayo (TSU, 1/26)	10 - Wooten (TSU, 1/26)
Assists	9 - Turley (UE, 11/7)	8 - 3 Times
Steals	4 - Mack (OCU, 11/10)	5 - 3 Times
Turnovers	9 - Adebayo (UK, 12/21)	10 - Sanford (OCU, 11/10)
Blocks	3 - Mack (ASU, 11/27)	4 - 3 Times
Minutes	40 - Turley (BEL, 1/24)	40 - Westbrook (ASU, 11/27)

2018-19 GAME-BY-GAME INDIVIDUAL HIGHS

Game	Points	Rebounds	Assists	Steals	Blocks
11/7 - Evansville	18 - Adebayo	10 - Adebayo	9 - Turley	3 - Turley	1 - 4 Players
11/10 - Oakland City	18 - Adebayo	13 - Adebayo	7 - Turley	4 - Mack	1 - 2 Players
11/13 - at Butler	15 - Adebayo, Mayes	9 - Adebayo	5 - Turley	3 - Outlaw, Turley	2 - Mack
11/20 - Lipscomb	21 - Turley	9 - Adebayo	6 - Turley	3 - Griffith-Wallace	2 - Burpo
11/27 - at Arkansas St.	18 - Adebayo	9 - Adebayo	5 - Turley	2 - Burpo, Crane	3 - Mack
12/1 - Alabama A&M	15 - Adebayo	10 - Adebayo	4 - Turley	3 - Mayes	1 - 3 Players
12/11 - at Illinois	23 - Adebayo	13 - Adebayo	4 - Turley	2 - Mayes, Adebayo	1 - Manley
12/13 - Bethel (TN)	21 - Adebayo	13 - Adebayo	6 - Turley	3 - Griffith-Wallace	2 - Mack
12//18 - Southern Ill.	17 - Adebayo	8 - Adebayo	5 - Turley	2 - Mayes	2 - Mack
12/21 - at Kentucky	20 - Adebayo	9 - Adebayo	5 - Turley	3 - Griffith-Wallace	1 - Burpo
12/28 - at Tennessee	28 - Adebayo	8 - Crane	4 - Turley	3 - Adebayo	1 - Hill
1/3 - Morehead St.	14 - Turley	10 - Adebayo	3 - Burpo	1 - 5 Players	1 - Adebayo, Mack
1/5 - Eastern Ky.	25 - Adebayo	11 - Adebayo	5 - Griffith-Wallace	3 - Burpo, Mayes	1 - 3 Players
1/10 - at UT Martin	25 - Adebayo	12 - Adebayo	6 - Turley	1 - 4 Players	1 - Mayes, Turley
1/12 - at Southeast Mo.	32 - Turley	10 - Adebayo	3 - Turley, Burpo	3 - Turley	2 - Adebayo
1/17 - at Eastern Ill.	20 - Turley	15 - Adebayo	2 - 4 Players	2 - Turley	1 - Crane
1/19 - at SIUE	20 - Adebayo	14 - Adebayo	4 - Turley	1 - Griffith-Wallace, Turley	1 - Crane, Manley
1/24 - Belmont	20 - Adebayo	11 - Adebayo	5 - Turley	2 - Turley	1 - 3 Players
1/26 - Tennessee St.	20 - Turley	18 - Adebayo	4 - Turley	3 - Turley	1 - 3 Players
1/31 - at Jacksonville State					
2/2 -at Tennessee Tech					
2/7 - Eastern Ill.					
2/9 - SIUE					
2/14 - at Eastern Ky.					
2/116 - at Austin Peay					
2/21 - UT Martin					
2/23 - Southeast Mo.					
2/28 - at Morehead St.					
3/2 - Austin Peay					

Bold Italics Indicates Team Season-High

2018-19 STARTERS BY GAME

Game	1 - G	2 - G	3 - G/F	4 - F	5 - C	Lineup # (Times Used)
11/7 - Evansville	Turley	Mayes	Outlaw	Crane	Adebayo	1 (1)
11/10 - Oakland City	Turley	Mayes	Griffith-Wallace	Crane	Adebayo	2 (1)
11/13 - at Butler	Turley	Mayes	Outlaw	Crane	Adebayo	1 (2)
11/20 - Lipscomb	Turley	Mayes	Outlaw	Burpo	Adebayo	3 (1)
11/27 - at Arkansas St.	Turley	Mayes	Outlaw	Burpo	Adebayo	3 (2)
12/1 - Alabama A&M	Turley	Mayes	Crane	Burpo	Adebayo	4 (1)
12/11 - at Illinois	Turley	Mayes	Griffith-Wallace	Burpo	Adebayo	5 (1)
12/13 - Bethel (TN)	Turley	Mayes	Griffith-Wallace	Mack	Adebayo	6 (1)
12/18 - Southern Ill.	Turley	Mayes	Griffith-Wallace	Mack	Adebayo	6 (2)
12/21 - at Kentucky	Turley	Mayes	Griffith-Wallace	Mack	Adebayo	6 (3)
12/28 - at Tennessee	Turley	Mayes	Griffith-Wallace	Crane	Adebayo	2 (2)
1/3 - Morehead St.	Turley	Mayes	Griffith-Wallace	Crane	Adebayo	2 (3)
1/5 - Eastern Ky.	Turley	Mayes	Griffith-Wallace	Crane	Adebayo	2 (4)
1/10 - at UT Martin	Turley	Mayes	Griffith-Wallace	Crane	Adebayo	2 (5)
1/12 - at Southeast Mo.	Turley	Mayes	Burpo	Crane	Adebayo	4 (2)
1/17 - at Eastern Ill.	Turley	Mayes	Burpo	Crane	Adebayo	4 (3)
1/19 - at SIUE	Turley	Mayes	Burpo	Crane	Adebayo	4 (4)
1/24 - Belmont	Turley	Mayes	Burpo	Crane	Adebayo	4 (5)
1/26 - Tennessee St.	Turley	Mayes	Burpo	Crane	Adebayo	4 (6)
1/31 - at Jacksonville St.						
2/2 - at Tennessee Tech						
2/7 - Eastern Ill.						
2/9 - SIUE						
2/14 - at Eastern Ky.						
2/116 - at Austin Peay						
2/21 - UT Martin						
2/23 - Southeast Mo.						
2/28 - at Morehead St.						
3/2 - Austin Peay						

2018-19 DOUBLE-DOUBLES

Player (DD#)	Game	Category 1	Category 2
Evelyn Adebayo (1)	Evansville	18 Points	10 Rebounds
Evelyn Adebayo (2)	Oakland City	18 Points	13 Rebounds
Evelyn Adebayo (3)	Alabama A&M	15 Points	10 Rebounds
Evelyn Adebayo (4)	Illinois	23 Points	13 Rebounds
Evelyn Adebayo (5)	Bethel (TN)	21 Points	13 Rebounds
Evelyn Adebayo (6)	Eastern Ky.	25 Points	11 Rebounds
Evelyn Adebayo (7)	UT Martin	25 Points	12 Rebounds
Evelyn Adebayo (8)	Southeast Mo.	15 Points	10 rebounds
Evelyn Adebayo (9)	Eastern Ill.	12 Points	15 Rebounds
Evelyn Adebayo (10)	SIUE	20 Points	14 Rebounds
Evelyn Adebayo (11)	Belmont	20 Points	11 Rebounds
Evelyn Adebayo (12)	Tennessee St.	16 Points	18 Rebounds
Janika Griffith-Wallace (1)	Bethel (TN)	10 Points	10 Rebounds

2018-19 HONORS

Evelyn Adebayo - F - Jr. OVC Newcomer of the Week - 11/20 OVC Player of the Week - 12/18 OVC Newcomer of the Week - 12/18 OVC Newcomer of the Week - 12/25 OVC Player of the Week - 12/31 OVC Newcomer of the Week - 12/31 OVC Newcomer of the Week - 1/15 OVC Newcomer of the Week - 1/22 OVC Newcomer of the Week - 1/29	Macey Turley - G - Fr. OVC Freshman of the Week - 11/13 OVC Freshman of the Week - 11/27 OVC Freshman of the Week - 12/18 OVC Freshman of the Week - 1/15 OVC Freshman of the Week - 1/22	

2018-19 STATISTICS

RECORD:	OVERALL	HOME	AWAY	NEUTRAL
ALL GAMES	6-13	5-5	1-8	0-0
CONFERENCE	2-6	1-3	1-3	0-0
NON-CONFERENCE	4-7	4-2	0-5	0-0

#	Player	gp-gs	min	avg	Total		3-Point		F-Throw		Rebounds								a	to	blk	stl	pts	avg
					fg-fga	fg%	3fg-fga	3fg%	ft-fa	ft%	off	def	tot	avg	pf	dq								
14	Adebayo, Evelyn	19-19	632	33.3	120-250	.480	18-45	.400	90-113	.796	39	170	209	11.0	35	1	23	72	6	16	348	18.3		
05	Turley, Macey	19-19	640	33.7	86-220	.391	27-83	.325	53-63	.841	20	42	62	3.3	55	0	90	66	3	28	252	13.3		
00	Griffith-Wallace, J.	18-9	423	23.5	55-175	.314	15-60	.250	19-29	.655	11	41	52	2.9	28	0	36	42	1	19	144	8.0		
04	Mayes, Lex	19-19	582	30.6	43-135	.319	34-97	.351	23-29	.793	17	36	53	2.8	52	1	20	30	5	24	143	7.5		
31	Crane, Brianna	19-13	422	22.2	48-107	.449	0-1	.000	30-42	.714	42	59	101	5.3	22	0	14	28	6	11	126	6.6		
44	Gibson, Macie	2-0	25	12.5	5-6	.833	0-0	.000	3-4	.750	3	4	7	3.5	2	0	2	0	1	0	13	6.5		
32	Burpo, Alexis	19-9	418	22.0	37-86	.430	8-33	.242	12-29	.414	32	52	84	4.4	34	0	29	31	8	9	94	4.9		
20	Mack, Cekeya	19-3	231	12.2	33-61	.541	0-0	.000	20-32	.625	22	40	62	3.3	30	0	4	23	13	12	86	4.5		
03	Outlaw, DeAsia	13-4	143	11.0	14-34	.412	1-4	.250	4-8	.500	4	10	14	1.1	17	0	6	12	1	6	33	2.5		
33	Manley, Michaela	16-0	138	8.6	13-35	.371	7-23	.304	5-6	.833	2	8	10	0.6	5	0	10	7	3	6	38	2.4		
11	Barrett, Paige	12-0	51	4.3	4-13	.308	0-1	.000	8-8	1.000	9	5	14	1.2	10	0	2	4	1	3	16	1.3		
02	Hill, Sadie	12-0	47	3.9	3-7	.429	1-2	.500	3-5	.600	0	6	6	0.5	10	0	5	1	4	2	10	0.8		
01	Blackburn, Raegan	11-0	47	4.3	2-6	.333	1-3	.333	0-0	.000	0	1	1	0.1	3	0	1	1	0	1	5	0.5		
	Team										33	45	78				11							
	Total.....	19	3799		463-1135	.408	112-352	.318	270-368	.734	234	519	753	39.6	303	2	242	328	52	137	1308	68.8		
	Opponents.....	19	3802		491-1201	.409	117-367	.319	230-321	.717	236	479	715	37.6	333	-	256	275	66	170	1329	69.9		

TEAM STATISTICS	MUR	OPP	Date	Opponent	Score	Att.
SCORING	1308	1329	11/07/18	EVANSVILLE	w 81-53	585
Points per game	68.8	69.9	11/10/18	OAKLAND CITY	w 113-55	938
Scoring margin	-1.1	-	11/13/18	at Butler	L 65-86	484
FIELD GOALS-ATT	463-1135	491-1201	11/20/18	LIPSCOMB	w 97-61	448
Field goal pct	.408	.409	11/27/18	at Arkansas St.	L 63-74	719
3 POINT FG-ATT	112-352	117-367	12/01/18	ALABAMA A&M	L 53-59	762
3-point FG pct	.318	.319	12/11/18	at Illinois	L 52-84	986
3-pt FG made per game	5.9	6.2	12/13/18	BETHEL (TN)	w 86-50	432
FREE THROWS-ATT	270-368	230-321	12/18/18	SOUTHERN ILL.	L 59-65	0
Free throw pct	.734	.717	12/21/18	at Kentucky	L 49-88	4312
F-Throws made per game	14.2	12.1	12/28/18	at Tennessee	L 77-98	8518
REBOUNDS	753	715	* 01/03/19	MOREHEAD ST.	L 61-83	716
Rebounds per game	39.6	37.6	* 01/05/19	EASTERN KY.	w 81-63	2852
Rebounding margin	+2.0	-	* 01/10/19	at UT Martin	L 67-75	2921
ASSISTS	242	256	* 01/12/19	at Southeast Mo. St.	w 64-59	603
Assists per game	12.7	13.5	* 1/17/19	at Eastern Ill.	L 67-75	150
TURNOVERS	328	275	* 01/19/19	at SIUE	L 54-71	497
Turnovers per game	17.3	14.5	* 01/24/19	BELMONT	L 58-65	3071
Turnover margin	-2.8	-	* 01/26/19	TENNESSEE ST.	L 61-65	3614
Assist/turnover ratio	0.7	0.9	* - OVC game			
STEALS	137	170				
Steals per game	7.2	8.9				
BLOCKS	52	66				
Blocks per game	2.7	3.5				
ATTENDANCE	13418	19190				
Home games-Avg/Game	10-1342	9-2132				
Neutral site-Avg/Game	-	0-0				

Score by Periods	1st	2nd	3rd	4th	Totals
Murray St.	310	292	360	346	1308
Opponents	291	340	375	323	1329

2018-19 OVC STATISTICS

RECORD:	OVERALL	HOME	AWAY	NEUTRAL
ALL GAMES	2-6	1-3	1-3	0-0
CONFERENCE	2-6	1-3	1-3	0-0
NON-CONFERENCE	0-0	0-0	0-0	0-0

#	Player	gp-gs	min	avg	Total		3-Point		F-Throw		Rebounds				pf	dq	a	to	blk	stl	pts	avg
					fg-fga	fg%	3fg-fga	3fg%	ft-fa	ft%	off	def	tot	avg								
14	Adebayo, Evelyn	8-8	295	36.9	48-100	.480	9-19	.474	37-47	.787	18	83	101	12.6	17	0	10	35	5	3	142	17.8
05	Turley, Macey	8-8	283	35.4	38-95	.400	15-35	.429	33-39	.846	10	16	26	3.3	26	0	30	29	1	12	124	15.5
04	Mayes, Lex	8-8	253	31.6	16-52	.308	15-39	.385	7-8	.875	9	18	27	3.4	24	1	6	11	2	7	54	6.8
00	Griffith-Wallace, J.	8-3	157	19.6	18-65	.277	4-22	.182	11-18	.611	4	13	17	2.1	12	0	11	14	1	4	51	6.4
31	Crane, Brianna	8-8	180	22.5	17-49	.347	0-1	.000	10-16	.625	23	21	44	5.5	15	0	6	10	3	3	44	5.5
32	Burpo, Alexis	8-5	214	26.8	15-41	.366	2-20	.100	8-20	.400	17	28	45	5.6	20	0	12	15	4	4	40	5.0
20	Mack, Cekeya	8-0	71	8.9	9-19	.474	0-0	.000	8-15	.533	8	12	20	2.5	9	0	1	13	1	1	26	3.3
33	Manley, Michaela	8-0	62	7.8	6-16	.375	3-11	.273	2-2	1.000	2	1	3	0.4	2	0	4	4	2	2	17	2.1
03	Outlaw, DeAsia	6-0	36	6.0	6-12	.500	0-2	.000	0-2	.000	0	6	6	1.0	6	0	2	4	0	0	12	2.0
02	Hill, Sadie	3-0	7	2.3	0-0	.000	0-0	.000	3-5	.600	0	1	1	0.3	3	0	1	0	0	0	3	1.0
01	Blackburn, Raegan	5-0	24	4.8	0-2	.000	0-2	.000	0-0	.000	0	0	0	0.0	2	0	1	0	0	0	0	0.0
11	Barrett, Paige	4-0	18	4.5	0-1	.000	0-0	.000	0-0	.000	3	0	3	0.8	3	0	1	1	0	0	0	0.0
Team											16	18	34				4					
Total.....		8	1600		173-452	.383	48-151	.318	119-172	.692	110	217	327	40.9	139	1	85	140	19	36	513	64.1
Opponents.....		8	1600		196-508	.386	51-169	.302	113-153	.739	112	196	308	38.5	151	-	105	87	34	70	556	69.5

TEAM STATISTICS	MUR	OPP	Date	Opponent	Score	Att.
SCORING	513	556	* 01/03/19	MOREHEAD ST.	L 61-83	716
Points per game	64.1	69.5	* 01/05/19	EASTERN KY.	w 81-63	2852
Scoring margin	-5.4	-	* 01/10/19	at UT Martin	L 67-75	2921
FIELD GOALS-ATT	173-452	196-508	* 01/12/19	at Southeast Mo. St.	w 64-59	603
Field goal pct	.383	.386	* 1/17/19	at Eastern Ill.	L 67-75	150
3 POINT FG-ATT	48-151	51-169	* 01/19/19	at SIUE	L 54-71	497
3-point FG pct	.318	.302	* 01/24/19	BELMONT	L 58-65	3071
3-pt FG made per game	6.0	6.4	* 01/26/19	TENNESSEE ST.	L 61-65	3614
FREE THROWS-ATT	119-172	113-153	* - OVC game			
Free throw pct	.692	.739				
F-Throws made per game	14.9	14.1				
REBOUNDS	327	308				
Rebounds per game	40.9	38.5				
Rebounding margin	+2.4	-				
ASSISTS	85	105				
Assists per game	10.6	13.1				
TURNOVERS	140	87				
Turnovers per game	17.5	10.9				
Turnover margin	-6.6	-				
Assist/turnover ratio	0.6	1.2				
STEALS	36	70				
Steals per game	4.5	8.8				
BLOCKS	19	34				
Blocks per game	2.4	4.3				
ATTENDANCE	10253	4171				
Home games-Avg/Game	4-2563	4-1043				
Neutral site-Avg/Game	-	0-0				

Score by Periods	1st	2nd	3rd	4th	Totals
Murray St.	131	113	144	125	513
Opponents	147	124	139	146	556



**JANIKA
GRIFFITH-WALLACE**
G ■ 5-9 ■ So.
Brampton, Ontario



**REAGAN
BLACKBURN**
G ■ 5-8 ■ Fr.
Greenville, Ky.



**SADIE
HILL**
G/F ■ 6-0 ■ Fr.
Indianapolis, Ind



**DEASIA
OUTLAW**
G ■ 5-11 ■ Jr.
Henderson, Ky.



**LEX
MAYES**
G ■ 5-7 ■ Fr.
Murray, Ky.




**MACEY
TURLEY**
G ■ 5-6 ■ Fr.
Murray, Ky.



**PAIGE
BARRETT**
G/F ■ 5-10 ■ So.
Scottsburg, Ind.



**EVELYN
ADEBAYO**
F ■ 6-0 ■ R-Jr.
London, England



**CEKEYA
MACK**
F ■ 6-1 ■ Jr.
Murray, Ky.



**BRIANNA
CRANE**
F ■ 6-0 ■ So.
Birmingham, Ala.



**ALEXIS
BURPO**
F/G ■ 5-10 ■ Fr.
Murray, Ky.



**MICHAELA
MANLEY**
G ■ 5-10 ■ Sr.
Benton, Ky.



**MACIE
GIBSON**
F ■ 6-1 ■ Fr.
Booneville, Ky.




**RECHELLE
TURNER**
Head Coach
2nd Season



**MONICA
EVANS**
Assistant Coach
2nd Season



**AMBER
GUFFEY**
Assistant Coach
2nd Season



**JAUWAN
SCAIFE**
Assistant Coach
1st Season

IF THE SEASON ENDED TODAY...

...Here is what the 2019 OVC Championship field would look like:

