



# MURRAY ST. RACERS VS. SOUTHERN ILL. SALUKIS

Murray, Ky.; CFSB Center  
 Tuesday, Dec. 18, 2018; 5 p.m.  
 TV/Web: ESPN+  
 Live Audio: WNBS 1340 AM  
 (PxP - Jeremy Rose)



## 2018-19 SCHEDULE

Date	Opponent	Time /Result
11/1	#LINDSEY WILSON	W 72-51
11/7	EVANSVILLE	W 81-53
11/10	OAKLAND CITY	W 113-55
11/13	at Butler	L 65-86
11/20	LIPSCOMB	W 97-61
11/27	at Arkansas St.	L 63-74
12/1	ALABAMA A&M	L 53-59
12/11	at Illinois	L 52-84
12/13	<b>BETHEL (TN)</b>	<b>W 86-50</b>
12/18	SOUTHERN ILL.	5 p.m.
12/21	at Kentucky	11 a.m.
12/28	at Tennessee	6 p.m.
1/3	*MOREHEAD ST.	5 p.m.
1/5	*EASTERN KY.	5 p.m.
1/10	*at UT Martin	5:30 p.m.
1/12	*at Southeast Mo.	2 p.m.
1/17	*at Eastern Ill.	5:15 p.m.
1/19	*at SIUE	5:15 p.m.
1/24	*BELMONT	2 p.m.
1/26	*TENNESSEE ST.	5 p.m.
1/31	*at Jacksonville St.	5 p.m.
2/2	*at Tennessee Tech	11:30 p.m.
2/7	*EASTERN ILLINOIS	5:30 p.m.
2/9	*SIUE	5 p.m.
2/14	*at Eastern Ky.	4 p.m.
2/16	*at Austin Peay	2 p.m.
2/21	*UT MARTIN	5 p.m.
2/23	*SOUTHEAST MO.	5 p.m.
2/28	*at Morehead St.	4:05 p.m.
3/1	*AUSTIN PEAY	5 PM
3/6-9	OVC Tournament	TBD

\* - OVC Contest  
 # - Exhibition

## 2018-19 OVC STANDINGS

Team	OVC	Overall
Morehead State	0-0	7-2
UT Martin	0-0	6-3
Belmont	0-0	5-3
Tennessee Tech	0-0	5-3
Jacksonville State	0-0	4-3
SIUE	0-0	4-3
Eastern Illinois	0-0	4-4
Austin Peay	0-0	5-5
Southeast Missouri	0-0	4-5
<b>Murray State</b>	<b>0-0</b>	<b>3-4</b>
Eastern Kentucky	0-0	1-8
Tennessee State	0-0	0-9

As of Dec. 12, 2018

## MURRAY STATE PROBABLE STARTERS

No.	Name	Pos.	GP/GS	FG%	3FG%	FT%	RPG	APG	PPG
00	Janika Griffith-Wallace	G	7/3	.360	.182	.778	4.6	2.7	9.3
4	Lex Mayes	G	8/8	.350	.381	.750	2.9	1.3	8.8
5	Macey Turley	G	8/8	.404	.282	.929	3.0	5.8	13.5
14	Evelyn Adebayo	F	8/8	.450	.300	.795	10.8	1.1	17.6
32	Alexis Burpo	F/G	8.4	.531	.500	.571	4.1	1.8	5.4

### Key Reserves

No.	Name	Pos.	GP/GS	FG%	3FG%	FT%	RPG	APG	PPG
3	DeAsia Outlaw	G	6/4	.381	1.00	.667	1.3	0.7	3.5
20	Cekeya Mack	F	8/1	.605	.000	.667	4.4	0.4	7.0
31	Brianna Crane	F	8/4	.425	.000	.667	4.4	0.9	5.5
<b>Team</b>			<b>8</b>	<b>.430</b>	<b>.327</b>	<b>.768</b>	<b>42.5</b>	<b>15.6</b>	<b>76.2</b>

## SOUTHERN ILLINOIS PROBABLE STARTERS

No.	Name	Pos.	GP/GS	FG%	3FG%	FT%	RPG	APG	PPG
10	Brittney Patrick	G	9/9	.364	.500	.471	3.4	5.7	4.8
12	Makenzie Silvey	G	9/9	.362	.351	.813	4.3	2.4	15.4
23	Kristen Nelson	G	9/2	.351	.407	.909	1.7	1.8	6.8
25	Abby Brockmeyer	F	9/9	.476	.467	.596	8.8	1.6	12.8
34	Nicole Martin	F	9/9	.556	.000	.694	6.2	1.1	15.2

### Key Reserves

No.	Name	Pos.	GP/GS	FG%	3FG%	FT%	RPG	APG	PPG
21	Payton McCallister	G	9/7	.279	.276	.818	2.6	2.1	5.7
31	Lauren Hartman	F/C	9/0	.333	.000	.000	2.2	0.1	1.1
35	Celina VanHyfte	F/C	9/0	.668	.000	.727	2.4	0.1	3.3
<b>Team</b>			<b>9</b>	<b>.410</b>	<b>.333</b>	<b>.655</b>	<b>38.9</b>	<b>16.0</b>	<b>67.9</b>

All stats are from 2018-19

## 2018 RECORD BREAKDOWN

	Record	Home	Away	Neutral	OT
<b>Overall</b>	<b>4-4</b>	<b>4-1</b>	<b>0-3</b>	<b>0-0</b>	<b>0-0</b>
<b>OVC</b>	<b>0-0</b>	<b>0-0</b>	<b>0-0</b>	<b>0-0</b>	<b>0-0</b>

## SEASON STREAKS

Overall: Won 1    Home: Won 1    Away: Lost 3    Neutral: ---    OT: ---

## UPCOMING SCHEDULE

DATE	OPPONENT	SITE	TIME	WEB	RADIO
Dec. 21	Kentucky	Lexington, Ky. (Memorial Coliseum)	11 a.m.	SECN+	1340 AM
Dec. 29	Tennessee	Knoxville, Tenn. (Thompson-Boling Arena)	6 p.m.	SECN+	1340 AM
Jan. 3	Morehead St.	Murray, Ky. (CFSB Center)	5 p.m.	ESPN+	104.5 FM
Jan. 5	Eastern Ky.	Murray, Ky. (CFSB Center)	5 p.m.	ESPN+	1340 AM
Jan. 10	UT Martin	Martin, Tenn. (Elam Center)	5:30 p.m.	ESPN+	103.7 FM

## LAST TIME OUT

**vs. Bethel W 86-50)**  
**Dec. 11 at CFSB Center**

MURRAY, Ky. - After slow start to the game that saw the score sit at 9-3 after one complete, the Racers exploded offensively by posting at least 20 points in each subsequent quarter, including 32 in the third. Murray State not only put up big numbers offensively, but they outrebounded the Lady Wildcats as well, 51-34. Evelyn Adebayo posted her third straight double-double and fifth of the season with game-highs of 21 points and 13 rebounds. Janika Griffith-Wallace also posted a double-double in the game with 10 points and 10 boards. Macey Turley added 15, while Cekeya Mack chipped in 12 to round out the Racers in double digits.

## TODAY'S OPPONENT:

**vs. Southern Illinois Salukis**


**Dec. 17, 2018**

**5 p.m.**

**CFSB Center**

**SERIES HISTORY:** The overall series has not been kind to the Racers, as they have won just six of 41 total meetings, however four of the wins have come in Murray. In 2012, the Racers put an end to a 19-game win streak by the Salukis with a 67-55 win in Murray, however, since then the two teams have met just three times with SIU sweeping all three contests.

**SCOUTING REPORT:** The Salukis enter the matchup with a 5-4 overall record and averaging 67.9 points per game, while giving up 65.9. SIU will enter Tuesday on a two-game win streak as they won each game of the inaugural Compass Challenge with wins over Northern Illinois and Eastern Illinois. Fresh off her MVP performance in the Compass Challenge, Makenzie Silvey currently leads the Salukis with 15.4 points per game. Abby Brockmeyer is the Salukis' leading rebounder thus far in the season with 8.8 boards per game to go along with 12.8 points.

MURRAY STATE VS. SOUTHERN ILLINOIS			SALUKIS - 35 WINS, RACERS - 6 WINS
	<b>Southern Ill. Quick Facts</b> <b>Founded:</b> 1869 <b>Location:</b> Carbondale, Ill. <b>Colors:</b> Maroon & White <b>Enrollment:</b> 13,031		<b>Conference:</b> Missouri Valley <b>Arena:</b> SIU Arena (9,000) <b>2017-18 Rec.:</b> 17-14 (11-4, 4th MVC) <b>Postseason:</b> L MVC Semifinals
	<b>Head Coach:</b> Cindy Stein <b>Alma Mater:</b> Illinois '84 <b>Overall Record (season):</b> 330-286 (21st) <b>SIU Record (season):</b> 80-84 (6th)		
<b>Last 3 vs. SIU:</b> 11/17/16 @SIU L 63-70 12/2/15 @MUR L 57-70 12/16/14 @SIU L 63-78	<b>Current Streaks vs. SIU:</b> <b>Overall:</b> Lost 3 <b>Home:</b> Lost 1 <b>Away:</b> Lost 11	<b>All-Time vs. SIU:</b> <b>Home:</b> 4-16 <b>Away:</b> 2-19 <b>Neutral:</b> 0-0	<b>MSU-SIU Series Misc.:</b> <b>First Meeting:</b> 2/21/72 @MUR W 52-44 <b>Largest MSU Win:</b> 2/3/75 @MUR W 58-40 <b>Largest SIU Win:</b> 1/23/96 @SIU L 63-95

## 2018-19 MURRAY STATE ROSTER

No.	Player	Pos.	Ht.	Yr.	Hometown (Previous School)
0	Janika Griffith-Wallace	G	5-9	So.	Brampton, Ontario (Tech Academy at Sault Ste Marie)
1	Raegan Blackburn	G	5-8	Fr.	Greenville, Ky. (Muhlenberg County HS)
2	Sadie Hill	F/G	6-0	Fr.	Indianapolis, Ind. (Perry Meridian HS)
3	DeAsia Outlaw	G	5-11	Jr.	Henderson, Ky. (Wabash Valley CC)
4	Lex Mayes	G	5-7	Fr.	Murray, Ky. (Murray HS)
5	Macey Turley	G	5-6	Fr.	Murray, Ky. (Murray HS)
11	Paige Barrett	G/F	5-10	So.	Scottsburg, Ind. (Scottsburg HS)
14	Evelyn Adebayo	F	6-0	Jr.	London, England (Gardner-Webb)
20	Cekeya Mack	F	6-0	Jr.	Albany, Ga. (Albany Tech)
31	Brianna Crane	F	6-0	So.	Birmingham, Ala. (Ramsay HS)
32	Alexis Burpo	F/G	5-10	Fr.	Murray, Ky. (Murray HS)
33	Michaela Manley	G	5-10	Sr.	Benton, Ky. (Marshall County HS)
44	Macie Gibson	F	6-1	Fr.	Booneville, Ky. (Owsley County HS)

**Head Coach:** Rechelle Turner (Murray St., 1996), 2nd Season

**Assistant Coaches:** Amber Guffey (Murray St., 2009), 2nd Season;  
Jauwan Scaife (Ball St., 2012), 1st Season; Monica Evans, 2nd Season

### PRONUNCIATION GUIDE

JANIKA Griffith-Wallace ..... Juh-nee-kuh  
Evelyn ADEBAYO ..... Add-uh-buy-oh  
CEKEYA Mack ..... Suh-key-uh  
RECHELLE Turner ..... Ruh-shell  
JAUWAN Scaife ..... Juh-wahn

## 2018-19 SOUTHERN ILLINOIS ROSTER

No.	Name	Pos.	Ht.	Cl.	Hometown (Previous School)
3	Kezia Martin	F	5-10	Sr.	Jefferson City, Mo. (Pittsburg St.)
5	Caitlin Link	G	5-10	Fr.	Madison, Wis. (Edgewood HS)
10	Brittney Patrick	G	5-6	Jr.	Bolingbrook, Ill. (Bolingbrook HS)
12	Makenzie Silvey	G	5-11	So.	Glen Carbon, Ill. (Edwardsville HS)
15	Caitlyn Claussen	G/F	6-0	R-So.	Manhattan, Kan. (Wamego HS)
21	Payton McCallister	G	5-10	Fr.	Columbia, Mo. (Rock Bridge HS)
23	Kristen Nelson	G	5-9	Jr.	Farmington Hills, Mich. (Harrison HS)
25	Abby Brockmeyer	F	6-1	So.	Raymond, Ill. (Lincolnwood HS)
31	Lauren Hartman	F/C	6-3	Jr.	Tremont, Ill. (Tremont HS)
33	Rachel Pudlowski	F	5-11	So.	O'Fallon, Mo. (Fort Zumwalt HS)
34	Nicole Martin	F	6-1	Jr.	Jefferson City, Mo. (Jefferson City HS)
35	Celina VanHyfte	F/C	6-0	R-Sr.	Annawan, Ill. (Annawan HS)

**Head Coach:** Cindy Stein (Illinois, 1984), 6th Season

**Associate Head Coach:** Christelle N'Garsanet (Missouri, 2006), 6th Season

**Assistant Coaches:** Jody Adams (Tennessee, 1994) 1st Season; Nicole Collier (Mo. Western St, 2004) 3rd Season

### PRONUNCIATION GUIDE

Celina VANHYFTE ..... Van-Hefty  
Christelle N'GARSANET ..... en-GAR-suh-nay  
Rachel PUDLOWSKI ..... Puh-lusk-ee (the D is silent)  
KEZIA Martin ..... Kay-zee-uhh

## HOW THEY RANK - TEAM

Statistic	Team	National Rank	Conference Rank	Value	National Leader	Value
Assist Turnover Ratio (349 ranked)	Murray St. Southern Ill.	69 122	2 4	1.03 0.91	Oregon	1.93
Assists (349 ranked)	Southern Ill. Murray St.	96 179	2 4	144 125	Drake	245
Assists Per Game (349 ranked)	Southern Ill. Murray St.	55 81	3 3	16.0 15.6	Baylor	23.6
Blocked Shots (347 ranked)	Murray St. Southern Ill.	195 219	6 6	27 25	Mississippi St.	76
Blocked Shots Per Game (349 ranked)	Murray St. Southern Ill.	152 214	5 5	3.4 2.8	Mississippi St.	7.6
Defensive Rebounds per Game (30 ranked)	Murray St.	30	1	30	Baylor	35
Fewest Fouls (345 ranked)	Murray St. Southern Ill.	20 204	1 6	124 172	Penn	101
Fewest Turnovers (349 ranked)	Murray St. Southern Ill.	33 197	4 7	121 159	Pacific	88
Field-Goal Percentage (349 ranked)	Murray St. Southern Ill.	79 142	2 5	43.0 41.0	Baylor	53.4
Field-Goal Percentage Defense (349 ranked)	Murray St. Southern Ill.	200 247	6 6	40.0 41.4	Baylor	30.8
Free Throw Attempts (349 ranked)	Southern Ill. Murray St.	126 244	5 8	174 142	Arkansas St.	286
Free Throws Made (349 ranked)	Southern Ill. Murray St.	161 185	6 6	114 109	Western Ky.	192
Free-Throw Percentage (349 ranked)	Murray St. Southern Ill.	18 238	1 10	76.8 65.5	Oregon	84.5
Offensive Rebounds per Game (30 ranked)					Troy	23
Personal Fouls Per Game (349 ranked)	Murray St. Southern Ill.	64 257	1 7	15.5 19.1	Youngstown St.	11.6
Rebound Margin (349 ranked)	Murray St. Southern Ill.	51 89	1 2	6.9 4.6	Baylor	20.0
Rebounds (349 ranked)	Southern Ill. Murray St.	186 204	3 7	350 340	Wisconsin	529
Rebounds Per Game (349 ranked)	Murray St. Southern Ill.	53 149	2 3	42.50 38.89	Troy	51.11
Scoring Defense (349 ranked)	Murray St. Southern Ill.	196 210	6 5	65.3 65.9	Drexel	46.2
Scoring Margin (349 ranked)	Murray St. Southern Ill.	73 170	2 4	11.0 2.0	Mississippi St.	42.0
Scoring Offense (349 ranked)	Murray St. Southern Ill.	55 138	3 4	76.3 67.9	Oregon	92.4
Steals (349 ranked)	Murray St. Southern Ill.	134 251	7 5	81 64	Morehead St.	141
Steals Per Game (349 ranked)	Murray St. Southern Ill.	57 233	5 6	10.1 7.1	Savannah St.	16.5
Three Pt FG Defense (349 ranked)	Murray St. Southern Ill.	162 333	6 10	30.2 37.1	Drexel	20.0
Three-Point Field Goals Attempted (145 ranked)					DePaul	371
Three-Point Field Goals Made (349 ranked)	Southern Ill. Murray St.	159 224	5 9	57 49	DePaul	129
Three-Point Field Goals Per Game (349 ranked)	Southern Ill. Murray St.	150 166	7 9	6.3 6.1	DePaul	12.9
Three-Point Field-Goal Percentage (349 ranked)	Southern Ill. Murray St.	102 117	3 2	33.3 32.7	UCF	43.8
Turnover Margin (349 ranked)	Murray St. Southern Ill.	107 191	6 5	2.38 -0.11	Kentucky	10.91
Turnovers Forced (349 ranked)	Southern Ill. Murray St.	138 145	4 8	17.56 17.50	Northwestern St.	27.78
Turnovers Per Game (349 ranked)	Murray St. Southern Ill.	101 226	4 9	15.1 17.7	Fordham	10.6

## HOW THEY RANK - INDIVIDUAL

Statistic	Player	National Rank	Conference Rank	Value	National Leader	Value
Assist Turnover Ratio (250 ranked)	Brittney Patrick, Southern Ill. Macey Turley, Murray St.	17 71	1 4	3.19 2.19	Jazzmun Holmes, Mississippi St.	6.11
Assists (149 ranked)	Brittney Patrick, Southern Ill. Macey Turley, Murray St.	43 74	1 1	51 46	Shania Johnson, Stony Brook	98
Assists Per Game (242 ranked)	Macey Turley, Murray St. Brittney Patrick, Southern Ill.	32 36	1 1	5.8 5.7	Shania Johnson, Stony Brook	8.9
Blocked Shots (139 ranked)					Channon Fluker, CSUN	42
Blocked Shots Per Game (229 ranked)	Cekeya Mack, Murray St. Abby Brockmeyer, Southern Ill.	161 201	5 4	1.25 1.11	Jaquanna Murray, South Carolina St.	3.86
Defensive Rebounds per Game (30 ranked)	Evelyn Adebayo, Murray St.	11	1	9	Regan Magarity, Virginia Tech	12
Double Doubles (40 ranked)	Abby Brockmeyer, Southern Ill. Evelyn Adebayo, Murray St.	23 23	1 1	5 5	Channon Fluker, CSUN Megan Gustafson, Iowa Kristine Anigwe, California	9 9 9
Field Goal Attempts (143 ranked)	Makenzie Silvey, Southern Ill.	89	2	138	Roxy Barahman, Yale	233
Field Goals Made (149 ranked)	Nicole Martin, Southern Ill.	136	3	56	Megan Gustafson, Iowa	104
Field-Goal Percentage (250 ranked)	Nicole Martin, Southern Ill. Evelyn Adebayo, Murray St.	39 183	2 5	56.6 45.0	Megan Gustafson, Iowa	75.4
Final Points (200 ranked)	Evelyn Adebayo, Murray St.	192	5	141	Morgan Bertsch, UC Davis	258
Free Throw Attempts (147 ranked)	Abby Brockmeyer, Southern Ill. Evelyn Adebayo, Murray St.	101 147	5 4	47 44	Kenisha Bell, Minnesota	81
Free Throws Made (135 ranked)	Evelyn Adebayo, Murray St.	100	3	35	Cierra Dillard, Buffalo	69
Free-Throw Percentage (247 ranked)	Evelyn Adebayo, Murray St.	146	3	79.5	Toshua Leavitt, Texas St.	100.0
Minutes Played (150 ranked)					Roxy Barahman, Yale	442:01
Minutes Played Per Game (150 ranked)					Danielle Sanderlin, Canisius	42.09
Offensive Rebounds per Game (30 ranked)					Kennedy Nicholas, Sacramento St.	7
Points Per Game (250 ranked)	Evelyn Adebayo, Murray St. Makenzie Silvey, Southern Ill. Nicole Martin, Southern Ill.	82 178 189	3 8 10	17.6 15.4 15.2	Cierra Dillard, Buffalo	25.8
Rebounds (143 ranked)	Evelyn Adebayo, Murray St. Abby Brockmeyer, Southern Ill.	80 113	2 3	86 79	Channon Fluker, CSUN	142
Rebounds Per Game (249 ranked)	Evelyn Adebayo, Murray St. Abby Brockmeyer, Southern Ill.	28 87	1 2	10.8 8.8	Regan Magarity, Virginia Tech	14.0
Steals (150 ranked)					Erica Haynes-Overton, ETSU	63
Steals Per Game (246 ranked)	Brittney Patrick, Southern Ill.	218	4	1.89	Erica Haynes-Overton, ETSU Shakyla Hill, Grambling	4.50 4.50
Three-Point Field Goals Attempted (149 ranked)	Makenzie Silvey, Southern Ill.	57	1	74	Gabrielle Rush, Princeton	107
Three-Point Field Goals Made (126 ranked)	Makenzie Silvey, Southern Ill.	64	1	26	Lauren Loven, Denver	41
Three-Point Field Goals Per Game (249 ranked)	Makenzie Silvey, Southern Ill. Lex Mayes, Murray St.	50 209	2 8	2.89 2.00	Taylor Robertson, Oklahoma	4.44
Three-Point Field-Goal Percentage (243 ranked)	Lex Mayes, Murray St. Makenzie Silvey, Southern Ill.	123 176	2 8	38.1 35.1	Shalexus Aaron, Southern California	64.5
Triple Doubles (3 ranked)					Sabrina Ionescu, Oregon Ashley Bolston, Portland St.	2 2

## THE INSIDE TRACK

### GAME 9 NOTES - SIU

---

#### A WIN TUESDAY WOULD...

Give the Racers a much-needed boost of momentum as they head into arguably their two toughest games of the season; at No. 18 Kentucky On Dec. 22 and at No. 9 Tennessee on Dec. 28.

#### A CLEAN SWEEP

Evelyn Adebayo and Macey Turley swept the weekly OVC awards for the Racers Tuesday with Adebayo being named both Player and Newcomer and Turley earning the Freshman nod. Adebayo notched a double-double in both games last week to average 22.0 point and 13.0 rebounds, while Turley averaged 14.0 points and 5.0 assists.

#### LEADING THE WAY

Evelyn Adebayo has had the most points and rebounds, either by herself or shared, in every game for the Racers this season. Already with five double-doubles in eight games, the transfer is averaging 17.6 point and 10.8 rebounds per game.

#### WELCOME BACK

For the first time since her departure following the 2007-08 season, Jody Adams returns to the CFSB Center, this time as an assistant coach for SIU. Adams coached one season at the Bank, guiding the Racers to a 24-8 mark, an OVC tournament title and the program's first trip to the NCAA Tournament. Current Racer assistant Amber Guffey was a member Adams' championship squad.

### GAME 8 NOTES - BET

---

#### A WIN THURSDAY WOULD...

Snap a three-game skid by the Racers which includes losses at Arkansas State and Illinois and at home against Alabama A&M.

#### FOUR & COUNTING

Evelyn Adebayo notched her fourth double-double of the season at Illinois with a career-high 23 points and 13 rebounds, which tied her previous career best.

#### BEST BEHAVIOR

The Racers continue to be one of the most disciplined teams in the nation as they have committed the sixth fewest fouls in the country. The Racers currently have 101 fouls on the season, while leader Montana has 94.

at the CFSB Center in 2018.

### GAME 7 NOTES - ILL

---

#### A WIN TUESDAY WOULD...

Give the Racers their first win over a Big Ten program. MSU is currently 0-4 against the power five league going with two losses against Indiana and one each against Purdue and Illinois.

#### DOIN' WORK

Through the first six games this season, Evelyn Adebayo has had three double-doubles. She is currently averaging 16.2 points and 10.0 rebounds per game placing her fourth and second in each category, respectively.

### GAME 6 NOTES - AAMU

---

#### A WIN SATURDAY WOULD...

Give the Racers just their third 4-0 start at home since 2008-09. The only other previous time the Racer won their first four at The Bank was two seasons ago in 2016-17.

#### MOVIN' ON UP

With their 18-for-20 performance at the charity stripe Tuesday at Arkansas State, the Racers skyrocketed from 10th to 4th nationally in free throw percentage. MSU is currently shooting 82.2 percent from the free throw line, while DePaul leads the nation at 85.0.

#### DANGEROUS FROM DOWNTOWN

As a team, Murray State currently has the seventh best three-point shooting percentage in the nation at 41.8 and the nation's 12th-best three-point shooter in Lex Mayes, who is making 55.2-percent of her three-point attempts. St. Francis Brooklyn currently paces the nation in team percentage at 44.4, while Shalexxus Aaron leads individually at 72.7 percent.

#### BEASTS UNDERNEATH

The Racers currently lead the OVC in both rebounds per game and rebound margin. MSU currently averages 43.0 boards per game, while outrebounding their opponents by an average of 9.6 rebounds per game. Those numbers currently place the Racers 47th nationally in rebounds per game and 27th in rebound margin.

### GAME 5 NOTES - ASU

---

#### A WIN TUESDAY WOULD...

Give the Racers their first win over a program that sponsors FBS football since 2012 when they defeated Ball State at home, 63-53.

#### RANK AND FILE

Murray State currently ranks in the top 10 nationally in three separate categories. They are 10th in free throw percentage at 80.0, eighth in scoring offense at 89.0 and fifth in fewest fouls at 54.

#### EIGHT IS GREAT

In three of their four games this season, the Racers have limited their opponents to just eight points in the opening stanza. They did so against Evansville, Oakland City and Lipscomb and went 3-0 in those contests.

#### THREE FOR ALL

Macey Turley kept Murray State's streak of winning a weekly award alive Tuesday when she was named as the OVC Freshman of the Week for the second time this season.

#### A FRIENDLY FACE

Arkansas State assistant Todd Buchanan is no stranger to the Racers, as he is a 1995 graduate of Murray State. In addition to his time as a student at Murray State, Buchanan served as an assistant for the Racer women from 1992-1995 and also coached at three local high schools; Lyon County, Calloway County and Murray.

### GAME 4 NOTES - LIP

---

#### A WIN TUESDAY WOULD...

Give the Racers their first three-game win-streak at home since 2016-17 when they posted wins over MacMurray, Tennessee State and Eastern Illinois (Dec. 12 -Jan. 11).

#### BACK-TO-BACK

Although she did come up just short of her third straight double-double against Butler, Evelyn Adebayo was named as the OVC Newcomer of the Week, giving the Racers a weekly winner in each of the first two weeks of the season. Macey Turley was the first winner for Murray State, taking home freshman honors last week.

#### TURNOVER TROUBLE

The Racers committed a season-high 23 turnovers against Butler, leading directly to 27 points for the Bulldogs. The game also marked the first-time this year that MSU had finished a game with more turnovers than assists (11).

### GAME 3 NOTES - BUT



## THE INSIDE TRACK

### DOUBLE YOUR FUN

For the second time in as many games, Evelyn Adebayo notched a double-double. Through two games this season she is averaging 18.0 points per game and 11.5 rebounds.

### BIG NUMBERS

The Racers scored 113 points against Oakland City Saturday for the fourth most points in school single-game history. In addition, the Racers' 40-made field goals is the 11th most in program history.

### SPREADING THE LOVE

All 12 eligible players played for the Racers with 11 of them tallying points. Of the 11 players that scored in the game, seven reached double digits.

## GAME 2 NOTES - OAK

### OPENING STATEMENT

MSU's win Wednesday was the first in a season opener against a Division I team since beating the Purple Aces to start the 2011-12 season, as well as the largest margin of victory against any Division I opponents since a 32 point win over Alabama A&M in 2016-17.

### HISTORIC DEBUT

With game-highs of 18 points and 10 rebounds, Evelyn Adebayo became the first known Racer to debut with a double-double (single-game records dating back to 1997-98) Wednesday versus Evansville.

### QUICK TURNAROUND

In Wednesday's opener, the Racers addressed two areas of concerns from the exhibition Thursday night, three-point and free throw shooting. The Racers were just 1-for-13 (7.7%) from three and 19-for-35 (54.3%) in their lone exhibition. However, on Wednesday, MSU was 7-for-10 (70.0%) from the stripe and 10-for-20 (50.0 %) from beyond the arc.

## GAME 1 NOTES - UE

### LIFTING THE LID

Murray State opens its 52nd season of women's basketball Wednesday and is 22-30 all-time in season openers and 26-23 in home openers. The Racers are 4-4 all-time against UE in season openers and 3-3 against the Purple Aces in home openers.

### SHAKING THE DUST OFF

The Racers won their only exhibition of the year last Thursday, 72-51 over Lindsey Wilson. After sitting out last season due to NCAA transfer rules, Evelyn Adebayo easily got back in the groove and led MSU with 21 points, while Janika Griffith-Wallace posted a double-double with 13 points and 11 rebounds.

### NEXT ONE UP

The Racers return just 20.4 percent of their scoring from last year with the most notable loss being the 2017-18 OVC Player of the Year, Ke'Shunnan James. Brianna Crane will lead all returners this season after averaging 7.2 points and 5.7 rebounds per game last season.

# HEAD COACH RECEHELLE TURNER

2ND SEASON AT MSU/2ND SEASON OVERALL

## TURNER'S CAREER YEAR-BY-YEAR COACHING RECORD

Year	Team	OVERALL			OVC			POSTSEASON		
		W	L	Pct.	W	L	Pct.	W	L	Pct.
2017-18	Murray St.	11	19	.367	7	11	.389	0	1	.000
2018-19	Murray St.	4	4	.500	---	---	.000	-	-	.000
<b>TOTAL</b>		<b>15</b>	<b>23</b>	<b>.394</b>	<b>7</b>	<b>11</b>	<b>.389</b>	<b>0</b>	<b>1</b>	<b>.000</b>
<b>OT</b>		<b>0</b>	<b>1</b>	<b>.000</b>	<b>0</b>	<b>1</b>	<b>.000</b>	<b>0</b>	<b>1</b>	<b>.000</b>

## TURNER VS. THE COMPETITION

OPPONENT	RECORD	OPPONENT	RECORD
<b>Austin Peay*</b>	<b>1-1</b>	<b>Lipscomb</b>	<b>1-1</b>
Alabama	1-0	Louisville	0-1
<b>Alabama A&amp;M</b>	<b>0-2</b>	Mississippi Valley St.	1-0
<b>Arkansas St.</b>	<b>0-1</b>	<b>Morehead St.*</b>	<b>0-2</b>
<b>Belmont*</b>	<b>0-2</b>	UNC Greensboro	1-0
<b>Bethel (TN)</b>	<b>2-0</b>	<b>Oakland City</b>	<b>1-0</b>
<b>Butler</b>	<b>0-2</b>	Northern Kentucky	1-0
<b>Evansville</b>	<b>1-1</b>	<b>Southern Illinois</b>	<b>0-0</b>
ETSU	0-1	<b>SIUE*</b>	<b>0-2</b>
<b>Eastern Illinois*</b>	<b>2-0</b>	<b>Southeast Missouri*</b>	<b>0-2</b>
<b>Eastern Kentucky*</b>	<b>1-0</b>	<b>Tennessee</b>	<b>0-0</b>
<b>Illinois</b>	<b>0-1</b>	<b>Tennessee State*</b>	<b>1-0</b>
<b>Jacksonville State*</b>	<b>0-2</b>	<b>Tennessee Tech*</b>	<b>2-0</b>
<b>Kentucky</b>	<b>0-0</b>	<b>UT Martin*</b>	<b>0-2</b>

2018 Opponents Listed In BOLD

\*Indicates OVC Opponent



## THE RACERS ARE....

4-4	...Overall	1-3	...Bench outscored by Opp. bench	3-2	...in November
	...vs. OVC		...Tied, bench scoring	1-2	...in December
4-4	...vs. Non-Conference	4-1	...Outrebound Opponent		...in January
		0-3	...Outrebounded by Opponent		...in February
			...Tied, rebounds		...in March
		4-2	...More FTM than Opponent		
4-0	...Leading at Half	1-0	...Less FTM than Opponent		...on Mondays
0-4	...Trailing at Half	0-1	...Tied, FTM	1-3	...on Tuesdays
	...Tied at Half	3-1	...More 3FGM than Opponent	1-0	...on Wednesdays
	...In Overtime	1-3	...Less 3FGM than Opponent	1-0	...on Thursdays
3-0	...Outshoot Opponent (%)		...Tied, 3FGM		...on Fridays
0-4	...Outshot by Opponent (%)	0-3	...More turnovers than Opponent	1-1	...on Saturdays
	...Tied opponent, shooting (%)	4-1	...Less turnovers than Opponent		...on Sundays
4-1	...Shoot .400 or better		...Tied, turnovers		
0-3	...Shoot under .400	0-2	...Score ≤ 60		...in the Afternoon (Before 4 p.m.)
0-3	...Opponent shoot .400 or better	4-0	...Score 75+	4-4	...in the Evenings (4 p.m. or After)
4-1	...Opponent shoot under .400	3-1	...Opponents Score ≤ 60		
3-1	...Bench outscores Opp. bench	0-2	...Opponents Score 75+		

## 2018 SCORE BY QUARTERS

	1st Qtr.	2nd Qtr.	3rd Qtr.	4th Qtr.	OT	Total
<b>Murray St.</b>	127	145	176	162	524	610
<b>Avg.</b>	15.9	18.1	22.0	20.3	0.0	76.3
<b>Opponents</b>	94	15	152	125	0	522
<b>Avg.</b>	11.8	18.9	19.0	15.6	0.0	65.3

## BENCH SCORING

RACERS	OPPONENTS
<b>Season Avg.:</b> 25.1	<b>Season Avg.:</b> 25.4
<b>Team High:</b> 60 (OCU, 11/10)	<b>Team High:</b> 36 (ASU, 11/27)
<b>Team Low:</b> 8 (ASU, 11/27)	<b>Team Low:</b> 7 (BET, 12/13)
<b>Individual High:</b> 14 - Burpo (OCU, 11/10)	<b>Individual High:</b> 17 - Hammaker (LIP, 11/20)

## 2018 WON-LOST MARGINS

Margin	1	2	3	4	5	6	7	8	9	10	11	12	13	14	15
<b>Won By</b>															
<b>Lost By</b>						1					1				
Margin	16	17	18	19	20	21	22	23	24	25	26	27	28	29	30+
<b>Won By</b>													1		3
<b>Lost By</b>						1									1

## 2018-19 TEAM HIGHS & LOWS - RACERS

CATEGORY	HIGH	LOW
Total Points	113 - OCU, 11/10	52 - ILL, 12/11
Points In A Quarter	33 - [3rd, 4th] OCU, 11/10	6 - [2nd] AAMU, 12/1; [1st] ILL, 12/11
Overtime Points	---	---
FG Made	40 - OCU, 11/10	19 - ILL, 12/11
FG Attempted	79 - OCU, 11/10	55 - BUT, 11/13
FG%	51.5 - BET, 12/13	27.1 - ILL, 12/11
3PT FG Made	14 - LIP, 11/20	0 - AAMU, 12/1
3PT FG Attempted	26 - LIP, 11/20	11 - ASU, 11/27; AAMU, 12/1
3PT FG%	58.3 - LIP, 11/20	0.0 - AAMU, 12/1
FT Made	28 - OCU, 11/10	7 - UE, 11/7
FT Attempted	34 - OCU, 11/10	10 - UE, 11/7; BUT, 11/13
FT%	90.0 - ASU, 11/27	65.0 - AAMU, 12/1; BET, 12/13
Rebounds	57 - OCU, 11/10	29 - BUT, 11/13
Offensive Rebounds	20 - OCU, 11/10	7 - AAMU, 12/1
Defensive Rebounds	40 - BET, 12/13	19 - BUT, 11/13
Assists	23 - OCU, 11/10	9 - LIP, 11/20; ASU, 11/27
Steals	24 - OCU, 11/10	4 - UE, 11/7
Turnovers	23 - BUT, 11/13; ASU, 11/27	9 - LIP, 11/20
Blocked Shots	5 - LIP, 11/20	1 - ILL, 12/11
Assist/Turnover Ratio	2.5 - LIP, 11/20	0.4 - ASU, 11/27
Fouls	25 - ASU, 11/27	9 - ILL, 12/11

## 2018-19 TEAM HIGHS & LOWS - OPPONENTS

CATEGORY	HIGH	LOW
Total Points	86 - BUT, 11/13	50 - BET, 12/13
Points In A Quarter	28 - [2nd] ILL, 12/11	3 - [1st] BET, 12/13
Overtime Points	---	---
FG Made	36 - BUT, 11/13	13 - BET, 12/13
FG Attempted	68 - BUT, 11/13	58 - AAMU, 12/1; BET, 12/13
FG%	56.5 - ILL, 12/11	22.4 - BET, 12/13
3PT FG Made	8 - ILL, 12/11	3 - 3 Times
3PT FG Attempted	24 - ILL, 12/11	10 - AAMU, 12/1
3PT FG%	43.8 - ASU, 11/27	20.0 - UE, 11/7; OCU, 11/10
FT Made	18 - BET, 12/13	6 - UE, 11/7; ILL, 12/11
FT Attempted	30 - ASU, 11/27	8 - UE, 11/7
FT%	81.8 - LIP, 11/20	56.7 - ASU, 11/27
Rebounds	44 - AAMU, 12/1	27 - OCU, 11/10
Offensive Rebounds	16 - ASU, 11/27	6 - OCU, 11/10
Defensive Rebounds	34 - AAMU, 12/1	20 - BUT, 11/13
Assists	23 - ILL, 12/11	6 - UE, 11/7; BET, 12/13
Steals	17 - BUT, 11/13	4 - LIP, 11/20; ILL, 12/11
Turnovers	32 - OCU, 11/10	11 - ILL, 12/11
Blocked Shots	8 - ILL, 12/11	0 - LIP, 11/20
Assist/Turnover Ratio	2.1 - ILL, 12/11	0.3 - OCU, 11/10; LIP, 11/20
Fouls	21 - 3 Times	12 - BUT, 11/13; ILL, 12/11

## 2018-19 INDIVIDUAL GAME HIGHS

CATEGORY	MURRAY STATE	OPPONENT
<b>Total Points</b>	23 - Adebayo (ILL, 12/11)	24 - Jennings (BUT, 11/13)
<b>Points In A Quarter</b>	11 [4th] - Adebayo (ILL, 12/11)	11 [1st] - Jennings (BUT, 11/13)
<b>Overtime Points</b>	---	---
<b>FG Made</b>	9 - Adebayo (UE, 11/7)	11 - Wittinger (ILL, 12/11)
<b>FG Attempted</b>	22 - Adebayo (ILL, 12/11)	14 - Westbrook (ASU, 11/27)
<b>3PT FG Made</b>	5 - Mayes (BUT, 11/13)	3 - 3 Players
<b>3PT FG Attempted</b>	7 - 3 Times	8 - Kmec (LIP, 11/20)
<b>FT Made</b>	7 - Adebayo (BET, 12/13)	5 - Pye (AAMU, 12/1)
<b>FT Attempted</b>	9 - Adebayo (BET, 12/13)	7 - Pittman (OCU, 11/10)
<b>Rebounds</b>	13 - Adebayo (3 Times)	11 - Dotson (AAMU, 12/1)
<b>Offensive Rebounds</b>	5 - Mack (ASU, 11/27)	4 - 3 Players
<b>Defensive Rebounds</b>	11 - Adebayo (BET, 12/13)	7 - Morrow (LIP, 11/20); Martin
<b>Assists</b>	9 - Turley (UE, 11/7)	9 - Dotson (AAMU, 12/1)
<b>Steals</b>	4 - Mack (OCU, 11/10)	5 - Weaver, Jennings (BUT, 11/13)
<b>Turnovers</b>	6 - Griffith-Wallace (OCU, 11/10); Adebayo (ASU, 11/27)	10 - Sanford (OCU, 11/10)
<b>Blocks</b>	3 - Mack (ASU, 11/27)	4 - Coffman (UE, 11/7); Elder (ASU, 11/27)
<b>Minutes</b>	39 - Turley (ASU, 11/27)	40 - Westbrook (ASU, 11/27)

## 2018-19 GAME-BY-GAME INDIVIDUAL HIGHS

Game	Points	Rebounds	Assists	Steals	Blocks
11/7 - Evansville	18 - Adebayo	10 - Adebayo	<b>9 - Turley</b>	3 - Turley	1 - 4 Players
11/10 - Oakland City	18 - Adebayo	<b>13 - Adebayo</b>	7 - Turley	<b>4 - Mack</b>	1 - 2 Players
11/13 - at Butler	15 - Adebayo, Mayes	9 - Adebayo	5 - Turley	3 - Outlaw, Turley	2 - Mack
11/20 - Lipscomb	21 - Turley	9 - Adebayo	6 - Turley	3 - Griffith-Wallace	2 - Burpo
11/27 - at Arkansas St.	18 - Adebayo	9 - Adebayo	5 - Turley	2 - Burpo, Crane	<b>3 - Mack</b>
12/1 - Alabama A&M	15 - Adebayo	10 - Adebayo	4 - Turley	3 - Mayes	1 - 3 Players
12/11 - at Illinois	<b>23- Adebayo</b>	<b>13 - Adebayo</b>	4 - Turley	2 - Mayes, Adebayo	1 - Manley
12/13 - Bethel (TN)	21 - Adebayo	<b>13 - Adebayo</b>	6 - Turley	3 - Griffith-Wallace	2 - Mack
12//18 - Southern Ill.					
12/21 - at Kentucky					
12/28 - at Tennessee					
1/3 - Morehead St.					
1/5 - Eastern Ky.					
1/10 - at UT Martin					
1/12 - at Southeast Mo.					
1/17 - at Eastern Ill.					
1/19 - at SIUE					
1/24 - Belmont					
1/26 - Tennessee St.					
1/31 - at Jacksonville State					
2/2 -at Tennessee Tech					
2/7 - Eastern Ill.					
2/9 - SIUE					
2/14 - at Eastern Ky.					
2/116 - at Austin Peay					
2/21 - UT Martin					
2/23 - Southeast Mo.					
2/28 - at Morehead St.					
3/2 - Austin Peay					

***Bold Italics Indicates Team Season-High***

## 2018-19 STARTERS BY GAME

Game	1 - G	2 - G	3 - G/F	4 - F	5 - C
11/7 - Evansville	Turley	Mayes	Outlaw	Crane	Adebayo
11/10 - Oakland City	Turley	Mayes	Griffith-Wallace	Crane	Adebayo
11/13 - at Butler	Turley	Mayes	Outlaw	Crane	Adebayo
11/20 - Lipscomb	Turley	Mayes	Outlaw	Burpo	Adebayo
11/27 - at Arkansas St.	Turley	Mayes	Outlaw	Burpo	Adebayo
12/1 - Alabama A&M	Turley	Mayes	Crane	Burpo	Adebayo
12/11 - at Illinois	Turley	Mayes	Griffith-Wallace	Burpo	Adebayo
12/13 - Bethel (TN)	Turley	Mayes	Griffith-Wallace	Mack	Adebayo
12/18 - Southern Ill.					
12/21 - at Kentucky					
12/28 - at Tennessee					
1/3 - Morehead St.					
1/5 - Eastern Ky.					
1/10 - at UT Martin					
1/12 - at Southeast Mo.					
1/17 - at Eastern Ill.					
1/19 - at SIUE					
1/24 - Belmont					
1/26 - Tennessee St.					
1/31 - at Jacksonville State					
2/2 - at Tennessee Tech					
2/7 - Eastern Ill.					
2/9 - SIUE					
2/14 - at Eastern Ky.					
2/16 - at Austin Peay					
2/21 - UT Martin					
2/23 - Southeast Mo.					
2/28 - at Morehead St.					
3/2 - Austin Peay					

## 2018-19 DOUBLE-DOUBLES

Player	Game	Category 1	Category 2
Evelyn Adebayo	Evansville	18 Points	10 Rebounds
Evelyn Adebayo	Oakland City	18 Points	13 Rebounds
Evelyn Adebayo	Alabama A&M	15 Points	10 Rebounds
Evelyn Adebayo	Illinois	23 Points	13 Rebounds
Evelyn Adebayo	Bethel (TN)	21 Points	13 Rebounds
Janika Griffith-Wallace	Bethel (TN)	10 Points	10 Rebounds

## 2018-19 HONORS

<b>Evelyn Adebayo</b> OVC Newcomer of the Week - 11/20 OVC Newcomer of the Week - 12/18 OVC Player of the Week - 12/18	<b>Macey Turley</b> OVC Freshman of the Week - 11/13 OVC Freshman of the Week - 11/27 OVC Freshman of the Week - 12/18	

# 2018-19 STATISTICS


RECORD:	OVERALL	HOME	AWAY	NEUTRAL
ALL GAMES	4-4	4-1	0-3	0-0
CONFERENCE	0-0	0-0	0-0	0-0
NON-CONFERENCE	4-4	4-1	0-3	0-0

#	Player	gp-gs	min	avg	Total		3-Point		F-Throw		Rebounds											
					fg-fga	fg%	3fg-fga	3fg%	ft-fga	ft%	off	def	tot	avg	pf	dq	a	to	blk	stl	pts	avg
14	Adebayo, Evelyn	8-8	226	28.3	50-111	.450	6-20	.300	35-44	.795	18	68	86	10.8	13	1	9	22	1	9	141	17.6
05	Turley, Macey	8-8	255	31.9	42-104	.404	11-39	.282	13-14	.929	9	15	24	3.0	19	0	46	21	2	14	108	13.5
00	Griffith-Wallace, J.	7-3	174	24.9	27-75	.360	4-22	.182	7-9	.778	7	25	32	4.6	11	0	19	18	0	12	65	9.3
04	Mayes, Lex	8-8	232	29.0	21-60	.350	16-42	.381	12-16	.750	8	15	23	2.9	19	0	10	9	2	14	70	8.8
20	Mack, Cekeya	8-1	125	15.6	23-38	.605	0-0	.000	10-15	.667	12	23	35	4.4	16	0	3	8	10	9	56	7.0
44	Gibson, Macie	2-0	25	12.5	5-6	.833	0-0	.000	3-4	.750	3	4	7	3.5	2	0	2	0	1	0	13	6.5
31	Crane, Brianna	8-4	164	20.5	17-40	.425	0-0	.000	10-15	.667	11	24	35	4.4	6	0	7	11	2	6	44	5.5
32	Burpo, Alexis	8-4	146	18.3	17-32	.531	5-10	.500	4-7	.571	12	20	32	4.0	10	0	14	11	3	3	43	5.4
33	Manley, Michaela	6-0	66	11.0	7-18	.389	4-11	.364	3-4	.750	0	7	7	1.2	3	0	6	3	1	4	21	3.5
03	Outlaw, DeAsia	7-4	107	15.3	8-22	.364	1-2	.500	4-6	.667	4	4	8	1.1	11	0	4	8	1	6	21	3.0
11	Barrett, Paige	6-0	28	4.7	4-10	.400	0-1	.000	8-8	1.000	5	5	10	1.7	6	0	1	3	1	2	16	2.7
01	Blackburn, Raegan	4-0	16	4.0	2-4	.500	1-1	1.000	0-0	.000	0	1	1	0.3	1	0	0	1	0	0	5	1.3
02	Hill, Sadie	7-0	35	5.0	3-6	.500	1-2	.500	0-0	.000	0	5	5	0.7	7	0	4	1	3	2	7	1.0
Team											14	21	35				5					
Total.....		8	1599		226-526	.430	49-150	.327	109-142	.768	103	237	340	42.5	124	1	125	121	27	81	610	76.2
Opponents.....		8	1602		196-490	.400	42-139	.302	88-126	.698	79	206	285	35.6	137	-	95	139	25	58	522	65.2

TEAM STATISTICS	MUR	OPP	Date	Opponent	Score	Att.
SCORING	610	522	11/07/18	EVANSVILLE	w 81-53	585
Points per game	76.2	65.2	11/10/18	OAKLAND CITY	w 113-55	938
Scoring margin	+11.0	-	11/13/18	at Butler	L 65-86	484
FIELD GOALS-ATT	226-526	196-490	11/20/18	LIPSCOMB	w 97-61	448
Field goal pct	.430	.400	11/27/18	at Arkansas St.	L 63-74	719
3 POINT FG-ATT	49-150	42-139	12/01/18	ALABAMA A&M	L 53-59	762
3-point FG pct	.327	.302	12/11/18	at Illinois	L 52-84	986
3-pt FG made per game	6.1	5.3	12/13/18	BETHEL (TN)	w 86-50	432
FREE THROWS-ATT	109-142	88-126	* - OVC game			
Free throw pct	.768	.698				
F-Throws made per game	13.6	11.0				
REBOUNDS	340	285				
Rebounds per game	42.5	35.6				
Rebounding margin	+6.9	-				
ASSISTS	125	95				
Assists per game	15.6	11.9				
TURNOVERS	121	139				
Turnovers per game	15.1	17.4				
Turnover margin	+2.3	-				
Assist/turnover ratio	1.0	0.7				
STEALS	81	58				
Steals per game	10.1	7.3				
BLOCKS	27	25				
Blocks per game	3.4	3.1				
ATTENDANCE	3165	2189				
Home games-Avg/Game	5-633	3-730				
Neutral site-Avg/Game	-	0-0				

Score by Periods	1st	2nd	3rd	4th	Totals
Murray St.	127	145	176	162	610
Opponents	94	151	152	125	522





**JANIKA  
GRIFFITH-WALLACE**  
G ■ 5-9 ■ So.  
Brampton, Ontario



**REAGAN  
BLACKBURN**  
G ■ 5-8 ■ Fr.  
Greenville, Ky.



**SADIE  
HILL**  
G/F ■ 6-0 ■ Fr.  
Indianapolis, Ind



**DEASIA  
OUTLAW**  
G ■ 5-11 ■ Jr.  
Henderson, Ky.



**LEX  
MAYES**  
G ■ 5-7 ■ Fr.  
Murray, Ky.




**MACEY  
TURLEY**  
G ■ 5-6 ■ Fr.  
Murray, Ky.



**PAIGE  
BARRETT**  
G/F ■ 5-10 ■ So.  
Scottsburg, Ind.



**EVELYN  
ADEBAYO**  
F ■ 6-0 ■ R-Jr.  
London, England



**CEKEYA  
MACK**  
F ■ 6-1 ■ Jr.  
Murray, Ky.



**BRIANNA  
CRANE**  
F ■ 6-0 ■ So.  
Birmingham, Ala.



**ALEXIS  
BURPO**  
F/G ■ 5-10 ■ Fr.  
Murray, Ky.



**MICHAELA  
MANLEY**  
G ■ 5-10 ■ Sr.  
Benton, Ky.



**MACIE  
GIBSON**  
F ■ 6-1 ■ Fr.  
Booneville, Ky.




**RECHELLE  
TURNER**  
Head Coach  
2nd Season



**MONICA  
EVANS**  
Assistant Coach  
2nd Season



**AMBER  
GUFFEY**  
Assistant Coach  
2nd Season



**JAUWAN  
SCAIFE**  
Assistant Coach  
1st Season