



13-16

#6 MURRAY ST. RACERS VS. #3 UT MARTIN SKYHAWKS

Evansville, Ind. (Ford Center)

Thur., Mar. 7 (3 p.m.)

TV/Web: ESPN+

(PxP - Connor Onion; Analyst - Helen Williams)

Live Audio: WBZB 104.5 PM

(PxP - Jeremy Rose)



21-8

2018-19 SCHEDULE

Date	Opponent	Time /Result
11/1	#LINDSEY WILSON	W 72-51
11/7	EVANSVILLE	W 81-53
11/10	OAKLAND CITY	W 113-55
11/13	at Butler	L 65-86
11/20	LIPSCOMB	W 97-61
11/27	at Arkansas St.	L 63-74
12/1	ALABAMA A&M	L 53-59
12/11	at Illinois	L 52-84
12/13	BETHEL (TN)	W 86-50
12/18	SOUTHERN ILL.	L 59-65
12/21	at #18 Kentucky	L 49-88
12/28	at #10 Tennessee	L 77-98
1/3	*MOREHEAD ST.	L 61-83
1/5	*EASTERN KY.	W 81-63
1/10	*at UT Martin	L 67-75
1/12	*at Southeast Mo.	W 64-59
1/17	*at Eastern Ill.	L 67-75
1/19	*at SIUE	L 54-71
1/24	*BELMONT	L 58-65
1/26	*TENNESSEE ST.	L 61-65
1/31	*at Jacksonville St.	W 64-59
2/2	*at Tennessee Tech	L 65-74
2/7	*EASTERN ILLINOIS	W 60-51 ^{OT}
2/9	*SIUE	W 81-75
2/14	*at Eastern Ky.	W 76-63
2/16	*at Austin Peay	L 56-59
2/21	*UT MARTIN	W 76-73
2/23	*SOUTHEAST MO.	W 82-74
2/28	*at Morehead St.	L 71-80
3/1	*AUSTIN PEAY	W 77-72
3/6	^vs. #3 UT Martin	3 p.m.

* - OVC Contest

- Exhibition

^ - 2019 OVC Tournament

2018-19 OVC STANDINGS

Team	OVC	Overall	Streak
y-Belmont	15-1	22-5	W1
z-Morehead St.	11-5	20-9	W3
z-UT Martin	11-5	19-8	W3
z-Tennessee Tech	11-5	19-8	W1
z-Austin Peay	9-7	14-13	L1
z-Murray St.	8-8	12-15	W1
z-Jacksonville St.	8-8	14-13	W1
z-Southeast Mo.	7-9	12-15	L1
x-SIUE	7-9	12-15	L1
x-Tennessee St.	5-11	5-23	L1
x-Eastern Ill.	4-12	10-17	L2
x-Eastern Ky.	0-16	2-25	L18

As of Mar. 5, 2019

y-Clinched regular-season title

z-Clinched OVC tournament berth

x-Eliminated

MURRAY STATE PROBABLE STARTERS

No.	Name	Pos.	GP/GS	FG%	3FG%	FT%	RPG	APG	PPG
0	Janika Griffith-Wallace	G	28/18	.371	.56	.776	3.8	2.3	11.8
4	Lex Mayes	G	29/25	.355	.384	.792	2.6	1.2	7.6
5	Macey Turley	G	29/29	.359	.286	.870	3.5	4.4	13.1
14	Evelyn Adebayo	F	29/29	.468	.368	.790	11.5	1.4	18.4
31	Brianna Crane	F	29/23	.491	.000	.717	4.8	0.8	7.0

Key Reserves

20	Cekeya Mack	F	29/3	.551	.000	.591	2.9	0.2	3.9
32	Alexis Burpo	F/G	29/12	.420	.222	.525	3.9	1.3	3.9
33	Michaela Manley	F	26/1	.326	.290	.833	0.6	0.4	1.7

Team	29	.413	.333	.759	39.4	12.5	69.5
-------------	-----------	-------------	-------------	-------------	-------------	-------------	-------------

UT MARTIN PROBABLE STARTERS

No.	Name	Pos.	GP/GS	FG%	3FG%	FT%	RPG	APG	PPG
4	Emanye Robertson	G	29/29	.500	.348	.808	3.7	4.8	12.1
14	Zaire Hicks	G	29/28	.352	.304	.767	2.1	2.2	8.4
15	Brittni Moore	F	28/12	.414	.461	.771	3.0	0.5	8.4
20	Chelsey Perry	F	29/28	.451	.316	.761	5.4	1.3	11.7
21	Maddie Waldrop	F	29/28	.393	.304	.739	7.0	1.5	8.2

Key Reserves

2	Sade' Hudson	G	26/0	.315	.167	.659	1.6	1.2	4.5
11	Cekeya Mack	F	29/1	.529	.375	.701	2.8	0.2	6.8
22	Damiah Griffin	F	25/10	.492	.267	.729	3.6	0.6	9.0

Team	29	.429	.330	.743	37.7	15.9	79.1
-------------	-----------	-------------	-------------	-------------	-------------	-------------	-------------

2018-19 RECORD BREAKDOWN

	Record	Home	Away	Neutral	OT
Overall	13-16	10-5	3-11	0-0	1-0
OVC	9-9	6-3	3-6	0-0	1-0

SEASON STREAKS

Overall: Won 1 Home: Won 6 Away: Lost 2 Neutral: --- OT: Won 1

UPCOMING SCHEDULE

DATE	OPPONENT	SITE	TIME	WEB	RADIO
Mar. 8	Morehead St./Jacksonville St.	Evansville, Ind. (Ford Center)	3 p.m.	ESPN+	104.5 WBZB
Mar. 9	BEL/SEMO/TTU/APSU	Evansville, Ind. (Ford Center)	2 p.m.	ESPN+	104.5 WBZB

LAST TIME OUT

at Morehead St. (W 76-73)/vs. Austin Peay (W 82-74)
Feb. 28 & Mar. 1 at Johnson Arena/CFSB Center


MOREHEAD, Ky./MURRAY, Ky. - The Racers closed out the 2018-19 regular season with a close loss on the road at Morehead State, followed by a win at home over Austin Peay. On the road at Morehead State, The Racers shot an impressive 41-percent from the floor and went 11-for-12 at the free throw line, but committed more turnovers than the Eagles and were out rebounded by eight. Murray State did cut the lead to five with 2:27 to play but would finish the half at 0-for-7 from the floor, virtually sealing the win for the Eagles. Janika Griffith-Wallace led the Racers with a career-high 29 points to go along with nine rebounds. The sophomore also made a team season-high seven three pointers, which is the third most in school history. Evelyn Adebayo followed with 16 points and eight rebounds, while Brianna Crane added 12. Against Austin Peay, Murray State led by as many as 19 in the game, but as the game wore on, Austin Peay drew closer. The Gobs whittled the lead down to just two with 44 second to play, but a jumper by Janika Griffith-Wallace pushed the lead back out to four with 26 ticks left. Ten seconds later Keisha Gregory trimmed the lead to two again, only to have the Racers make three of four free throws down the stretch to seal the win. Evelyn Adebayo led Murray State with her 19th double-double of the season scoring a team-high 21 points and pulling down a team-best 12 rebounds. Griffith-Wallace followed with 17, while Lex Mayes came off the bench for 15.

THURSDAY'S OPPONENT:

vs. #3 UT Martin Skyhawks **Mar. 3, 2019** **3 p.m.** **Ford Center**

SERIES HISTORY: Thursday will be the 82nd meeting all-time between the Racers and the Skyhawks with UTM leading the series 46-35 overall. Murray State halted a five-game skid in the series last month with a 76-73 win over UT Martin in Murray, for their first win in the series at The Bank since 2010. In the OVC tournament, the two teams have met three times with MSU winning two of the three contests. The last time the two met in the postseason, the eighth-seeded Racers upset the top-seeded Skyhawks, 78-76, in the 2016 edition of the tournament.

SCOUTING REPORT: With one of the most high-powered offenses in Division I, UT Martin enters the tournament averaging 79.1 points per game, the 16th most in the nation, while giving up 72.5. The Skyhawks finished the regular-season at 21-8 overall and 13-5 in the OVC, which tied them for second place. Emanyne Robertson leads a Skyhawk offense that sees eight players average double-digit minutes with 12.1 points per game. Chelsey Perry follows close behind at 11.7, while Maddie Waldrop pulls down a team-high 7.0 rebounds per game, to go along with 8.2 points.

MURRAY STATE VS. UT MARTIN			SKYHAWKS - 46 WINS, RACERS - 35 WINS	
	UT Martin Quick Facts Founded: 1900 Location: Martin, Tenn. Colors: Navy Blue & Orange Enrollment: 7,069		Conference: Ohio Valley Arena: Elam Center (4,300) 2017-18 Rec.: 19-15 (13-5, 2nd OVC) Postseason: L WNIT 1st Rd	
	Head Coach: Kevin McMillan Alma Mater: Rhodes, 1989 Overall Record (season): 194-125 (10th) UTM Record (season): Same			
Last 3 vs. UTM: 2/21/19 @MUR W 76-73 1/10/19 @UTM L 67-75 2/3/18 @UTM L 67-85	Current Streaks vs. UTM: Overall: Won 1 Home: Won 1 Away: Lost 5	All-Time vs. UTM: Home: 19-19 Away: 14-26 Neutral: 2-1	MSU-UTM Series Misc.: First Meeting: 12/6/72 @UTM L 41-63 Largest MSU Win: 3/3/08 @MSU W 83-48 Largest UTM Win: 2/7/98 @MSU L 49-82	

2018-19 MURRAY STATE ROSTER

No.	Player	Pos.	Ht.	Yr.	Hometown (Previous School)
0	Janika Griffith-Wallace	G	5-9	So.	Brampton, Ontario (Tech Academy at Sault Ste Marie)
1	Raegan Blackburn	G	5-8	Fr.	Greenville, Ky. (Muhlenberg County HS)
2	Sadie Hill^	F/G	6-0	Fr.	Indianapolis, Ind. (Perry Meridian HS)
4	Lex Mayes	G	5-7	Fr.	Murray, Ky. (Murray HS)
5	Macey Turley	G	5-6	Fr.	Murray, Ky. (Murray HS)
11	Paige Barrett	G/F	5-10	So.	Scottsburg, Ind. (Scottsburg HS)
14	Evelyn Adebayo	F	6-0	Jr.	London, England (Gardner-Webb)
20	Cekeya Mack	F	6-0	Jr.	Albany, Ga. (Albany Tech)
31	Brianna Crane	F	6-0	So.	Birmingham, Ala. (Ramsay HS)
32	Alexis Burpo	F/G	5-10	Fr.	Murray, Ky. (Murray HS)
33	Michaela Manley	G	5-10	Sr.	Benton, Ky. (Marshall County HS)
44	Macie Gibson^	F	6-1	Fr.	Booneville, Ky. (Owsley County HS)

^ Indicates player is out for the remainder of the season

Head Coach: Rechelle Turner (Murray St., 1996), 2nd Season

Assistant Coaches: Amber Guffey (Murray St., 2009), 2nd Season;
Jauwan Scaife (Ball St., 2012), 1st Season; Monica Evans, 2nd Season

PRONUNCIATION GUIDE

JANIKA Griffith-WallaceJuh-nee-kuh
 Evelyn ADEBAYO.....Add-uh-buy-oh
 CEKEYA Mack.....Suh-key-uh
 DEASIA OutlawDee-Asia
 RECHELLE TurnerRuh-shell
 JAUWAN SCAIFE.....Juh-wahn Scayf

HOW THEY RANK - TEAM

Statistic	Team	National Rank	Conference Rank	Value	National Leader	Value
Assist Turnover Ratio (349 ranked)	UT Martin Murray St.	74 228	3 8	1.02 0.73	Oregon	1.93
Assists (349 ranked)	UT Martin Murray St.	38 180	3 7	462 363	Baylor	654
Assists Per Game (349 ranked)	UT Martin Murray St.	41 209	2 7	15.9 12.5	Baylor	22.6
Blocked Shots (349 ranked)	UT Martin Murray St.	36 244	2 7	130 72	Baylor	207
Blocked Shots Per Game (349 ranked)	UT Martin Murray St.	43 259	2 7	4.5 2.5	Baylor	7.1
Defensive Rebounds per Game (30 ranked)					Baylor	33
Fewest Fouls (345 ranked)	Murray St.	102	2	460	Penn	329
Fewest Turnovers (349 ranked)	UT Martin Murray St.	174 260	5 9	452 495	Oregon	301
Field-Goal Percentage (349 ranked)	UT Martin Murray St.	62 125	3 5	42.9 41.3	Iowa	52.2
Field-Goal Percentage Defense (349 ranked)	Murray St. UT Martin	210 298	7 10	40.6 42.7	Baylor	31.0
Free Throw Attempts (349 ranked)	UT Martin Murray St.	12 40	1 6	626 576	Howard	696
Free Throws Made (349 ranked)	UT Martin Murray St.	5 16	1 4	465 437	Notre Dame	488
Free-Throw Percentage (349 ranked)	Murray St. UT Martin	22 42	2 4	75.9 74.3	Virginia Tech	80.0
Offensive Rebounds per Game (30 ranked)					Troy	22
Personal Fouls Per Game (349 ranked)	Murray St. UT Martin	82 340	2 12	15.9 21.9	UConn	11.6
Rebound Margin (349 ranked)	Murray St. UT Martin	115 206	2 9	2.6 -0.6	Baylor	16.6
Rebounds (349 ranked)	Murray St. UT Martin	61 127	4 6	1,143 1,092	Wright St.	1,422
Rebounds Per Game (349 ranked)	Murray St. UT Martin	87 165	4 6	39.41 37.66	Troy	50.70
Scoring Defense (349 ranked)	Murray St. UT Martin	273 310	9 11	69.3 71.5	Drexel	48.6
Scoring Margin (349 ranked)	UT Martin Murray St.	75 192	3 7	7.6 0.2	Mississippi St.	29.2
Scoring Offense (349 ranked)	UT Martin Murray St.	16 91	1 5	79.1 69.5	Notre Dame	88.4
Steals (349 ranked)	UT Martin Murray St.	7 238	2 9	339 196	Lamar University	446
Steals Per Game (349 ranked)	UT Martin Murray St.	10 255	1 9	11.7 6.8	Lamar University	15.9
Three Pt FG Defense (349 ranked)	Murray St. UT Martin	86 248	4 8	29.5 32.6	Drexel	23.2
Three-Point Field Goals Attempted (150 ranked)	UT Martin	95	5	610	DePaul	992
Three-Point Field Goals Made (349 ranked)	UT Martin Murray St.	81 122	5 6	201 185	DePaul	334
Three-Point Field Goals Per Game (349 ranked)	UT Martin Murray St.	94 128	5 6	6.9 6.4	Idaho	11.7
Three-Point Field-Goal Percentage (349 ranked)	Murray St. UT Martin	82 105	4 5	33.3 33.0	Oregon	42.7
Turnover Margin (349 ranked)	UT Martin Murray St.	18 311	2 11	5.14 -3.34	Lamar University	10.96
Turnovers Forced (349 ranked)	UT Martin Murray St.	22 296	1 10	20.72 13.72	Lamar University	25.75
Turnovers Per Game (349 ranked)	UT Martin Murray St.	151 234	5 10	15.6 17.1	Oregon	10.0
Won-Lost Percentage (349 ranked)	UT Martin Murray St.	57 207	2 7	72.4 44.8	Baylor	96.6

HOW THEY RANK - INDIVIDUAL

Statistic	Player	National Rank	Conference Rank	Value	National Leader	Value
Assist Turnover Ratio (250 ranked)	Emanye Robertson, UT Martin Macey Turley, Murray St.	126 243	6 10	1.67 1.27	Jazzmun Holmes, Mississippi St.	4.28
Assists (150 ranked)	Emanye Robertson, UT Martin Macey Turley, Murray St.	48 80	2 3	139 127	Amy O'Neill, St. Francis Brooklyn	247
Assists Per Game (250 ranked)	Emanye Robertson, UT Martin Macey Turley, Murray St.	61 104	2 4	4.8 4.4	Amy O'Neill, St. Francis Brooklyn	8.5
Blocked Shots (149 ranked)	Chelsey Perry, UT Martin	28	3	65	Channon Fluker, CSUN	104
Blocked Shots Per Game (250 ranked)	Chelsey Perry, UT Martin	30	3	2.24	Channon Fluker, CSUN	3.71
Defensive Rebounds per Game (30 ranked)	Evelyn Adebayo, Murray St.	5	1	10	Kristine Anigwe, California	11
Double Doubles (48 ranked)	Evelyn Adebayo, Murray St.	8	1	19	Kristine Anigwe, California	29
Field Goal Attempts (150 ranked)	Evelyn Adebayo, Murray St.	99	4	395	Nicole Cardano-Hillary, George Mason	569
Field Goals Made (149 ranked)	Evelyn Adebayo, Murray St.	68	2	185	Megan Gustafson, Iowa	332
Field-Goal Percentage (250 ranked)	Evelyn Adebayo, Murray St.	117	5	46.8	Megan Gustafson, Iowa	70.8
Final Points (199 ranked)	Evelyn Adebayo, Murray St.	41	2	534	Megan Gustafson, Iowa	802
Free Throw Attempts (147 ranked)	Evelyn Adebayo, Murray St.	35	2	167	Kristine Anigwe, California	242
Free Throws Made (150 ranked)	Evelyn Adebayo, Murray St. Macey Turley, Murray St. Emanye Robertson, UT Martin	27 111 133	2 5 6	132 100 97	Cierra Dillard, Buffalo	186
Free-Throw Percentage (250 ranked)	Macey Turley, Murray St. Emanye Robertson, UT Martin Evelyn Adebayo, Murray St. Maddie Waldrop, UT Martin	29 98 131 222	2 5 7 9	87.0 80.8 79.0 73.9	Rebekah Hand, Marist	94.0
Minutes Played (150 ranked)	Evelyn Adebayo, Murray St. Macey Turley, Murray St.	69 102	2 3	1012:56 996:44	Lauren Holden, Fordham	1164:15
Minutes Played Per Game (150 ranked)	Evelyn Adebayo, Murray St. Macey Turley, Murray St.	107 143	1 3	34.93 34.37	Lauren Holden, Fordham	38.81
Offensive Rebounds per Game (29 ranked)					Teaira McCowan, Mississippi St.	6
Points Per Game (250 ranked)	Evelyn Adebayo, Murray St.	53	2	18.4	Megan Gustafson, Iowa	27.7
Rebounds (147 ranked)	Evelyn Adebayo, Murray St.	9	1	334	Kristine Anigwe, California	476
Rebounds Per Game (248 ranked)	Evelyn Adebayo, Murray St. Maddie Waldrop, UT Martin	11 246	1 10	11.5 7.0	Kristine Anigwe, California	16.4
Steals (148 ranked)	Emanye Robertson, UT Martin	18	1	80	Chastadie Barrs, Lamar University	177
Steals Per Game (250 ranked)	Emanye Robertson, UT Martin	25	1	2.76	Chastadie Barrs, Lamar University	6.32
Three-Point Field Goals Attempted (148 ranked)					Taylor Pierce, Idaho	301
Three-Point Field Goals Made (149 ranked)					Taylor Pierce, Idaho	125
Three-Point Field Goals Per Game (247 ranked)	Brittini Moore, UT Martin	217	7	1.89	Taylor Pierce, Idaho	4.63
Three-Point Field-Goal Percentage (185 ranked)					Marta Gomez, Wyoming	49.6
Triple Doubles (8 ranked)					Sabrina Ionescu, Oregon	7

THE INSIDE TRACK

GAME 30 NOTES - UTM (OVC TOURN.)

A WIN THURSDAY WOULD...

Give the Racers their first trip to the OVC semifinals since 2016 and just their second this decade.

HARDWARE STORE

MSU was well represented in the OVC post-season awards with Evelyn Adebayo being named All-OVC first-team and Macey Turley being named to the second team. In addition, both were named to the All-Newcomer team, while Turley also became the fourth Racer to be named Freshman of the Year.

TOURNEY TIME

Murray State is 10-25 all-time in the OVC tournament with one title in 2008. The Racers have had their greatest success in the tournament against UT Martin, going 2-1 versus the Skyhawks in the postseason. On the flipside, Southeast Missouri and Tennessee Tech have given the Racers the most fits in the tournament, as MSU is 0-5 against both teams.

ON THE LINE

When looking at the difference between MSU's wins and losses this season, the difference can be found at the free throw line. In games won, the Racers average 17.9 made free throws per game on 23.0 attempts. However, in losses this season Murray State has averaged just 17.3 attempts per game and 12.8 makes.

HITTING THEIR STRIDE

Murray State finished the season winning seven of its last 10 games and it show when you look at the number. In the first 19 games, the Racers were outscored by opponents by 1.1 points per game, however in the last 10 MSU did the outscoring, to the tune of 2.8 points per game. MSU also found a way to increase its rebound margin from 2.0 to 3.6

GAME 28-29 NOTES - MOR & APSU

A WIN THURSDAY WOULD...

Snap a three-game skid to the Eagles and give head coach Rechelle Turner her first win against Morehead State's Greg Todd.

A WIN SATURDAY WOULD...

Allow the Racers to end the 2018-19 season on a five-game home win streak and push their winning streak at home against Peay to seven.

ALONE AT THE TOP

With two double-doubles last week, Evelyn Adebayo became MSU's single-season double-double leader. She currently has 18, surpassing the previous record of 16 held by Karen Hubert-Price and Stephanie Minor.

ALL GOOD THINGS

Macey Turley missed her second free throw attempt against UT Martin stopping her consecutive free throw streak at 29. Turley's streak ties for the third longest in program history and is just two behind current Racer assistant Amber Guffey.

7-11

For the seventh time this season, Macey Turley was named as the OVC Freshman of the Week for averaging 17.0 points and 5.0 assists. Meanwhile, Adebayo's record-setting week earned the England native her 11th OVC Newcomer of the Week by averaging 19.0 points and 11.0 rebounds per game.

BATTLE OF THE BORDER

Saturday is the Racers' final of two Heritage Bank Battle of the Border matchup. The Heritage Bank Battle of the Border is an all-sports competition between Murray State and Austin Peay. Currently, the Racers lead this year's standings, 24-9.

OK, WHAT'S NEXT?

The Racers will now wait until after Saturday's games to see if they qualify for the eight-team OVC tournament that begins next Wednesday. Currently, the Racers sit in sixth place with two games to play.

GAME 26-27 NOTES - UTM & SEMO

A WIN THURSDAY WOULD...

Give the Racers their first win over UT Martin at the CFSB Center since the 2009-2010 season and put an end to an eight-game skid against the Skyhawks at The Bank.

A WIN SATURDAY WOULD...

Give Murray State its first season-sweep of the Redhawks since the 2011-12 season.

JUST ONE MORE

With her next double-double, Evelyn Adebayo will become the MSU single-season double-doubles leader with 17. She notched her 16th last Thursday to tie her with Karen Hubert-Price, who was the first Racer to accomplish the feat, and Stephanie Minor, who notched 16 in each of her three seasons in blue and gold.

#	Player	Seas.	D-Ds
1.	Karen Hubert-Price	83-84	16
	Stephanie Minor	94-95	16
	Stephanie Minor	95-96	16
	Stephanie Minor	96-97	16
	Evelyn Adebayo	18-19	16
6.	Fondeolyn Garner	91-92	15
7.	Michelle Wenning	90-91	14
	Ashley N. Hayes	08-09	14
9.	Monika Gadson	99-00	13
10.	Geralyn Ferth	85-86	11
	Michelle Wenning	88-89	11
	Ke'Shunan James	17-18	11

MOVIN' ON UP

Macey Turley is currently on a consecutive free throw streak that is making its way up the all-time charts. She has currently made 28 straight free throws, the fourth longest in school history. With two more, she will move into third and with four more she will move into second, passing current Racer assistant Amber Guffey.

#	Player	Dates	FTs
1.	Paige Guffey	11/14/08-12/19/08	44
2.	Amber Guffey	12/18/05-1/130/06	31
3.	Melissa Huffman	1/28/89-1/14/90	29
4.	Macey Turley	1/31/19-Pr.	28
5.	Mariah Robinson	11/12/13-11/29/13	27
6.	Ke'Shunan James	11/15/17-11/18/17	26

A PERFECT 10

For the 10th time this season and the sixth time in as many weeks, Evelyn Adebayo was named as the OVC Newcomer of the Week. Adebayo averaged 19.5 points and 11.0 rebounds over a 1-1 week for the Racers

THE INSIDE TRACK

GAME 24-25 NOTES - EKU & APSU

A WIN THURSDAY WOULD...

Give the Racers a three-game win streak for the first time since the 2016-17 season.

A WIN SATURDAY WOULD...

Potentially vault the Racers into fifth place in the OVC standings, depending on results of Thursday's games by the Racers and Gobs and Thursday and Saturday's games by SEMO.

BATTLE OF THE BORDER

Saturday is the Racers' first of two Heritage Bank Battle of the Border matchup. The Heritage Bank Battle of the Border is an all-sports competition between Murray State and Austin Peay. Through the fall, the Racers currently lead this year's standings, 12-6.

CHASING THE DUB

Evelyn Adebayo currently has 15 double-doubles this season, including one in each of her last three games. Her 15 this season currently places her fifth on the MSU single-season list with 6 regular-season games to play.

#	Player	Seas.	D-Ds
1.	Karen Hubert-Price	83-84	16
	Stephanie Minor	94-95	16
	Stephanie Minor	95-96	16
	Stephanie Minor	96-97	16
5.	Fondeolyn Garner	91-92	15
	Evelyn Adebayo	18-19	15
7.	Michelle Wenning	90-91	14
	Ashley N. Hayes	08-09	14
9.	Monika Gadson	99-00	13
10.	Geralyn Ferth	85-86	11
	Michelle Wenning	88-89	11
	Ke'Shunan James	17-18	11

MACEY ICE

Macey Turley went 10-for-10 from the free throw line in both games last week, giving her 25 consecutive made free throws. The streak is currently the fifth longest in program history.

#	Player	Dates	FTs
1.	Paige Guffey	11/14/08-12/19/08	44
2.	Amber Guffey	12/18/05-1/13/06	31
3.	Melissa Huffman	1/28/89-1/14/90	29
4.	Mariah Robinson	11/12/13-11/29/13	27
5	Macey Turley	1/31/19-Pr.	25

AWARD ROUNDUP

For the second time this season, Evelyn Adebayo and Macey Turley swept the weekly OVC awards. In addition, Adebayo also was named as the National Mid-Major Player of the Week by College Sports Madness. For Adebayo, it was her third Player of the Week honors and her ninth Newcomer nod. For Turley, it was the sixth time this season that she has been named as the Freshman of the Week.

GAME 22-23 NOTES - EIU & SIUE

A WIN THURSDAY WOULD...

Put Murray State ahead of EIU in the standings. Depending on results of other games, it could put them in the all-important 8th position.

A WIN SATURDAY WOULD...

Snap a five-game losing streak to SIUE at the CFSB Center. After winning the first four games of the series at home, the Racers have not won at home against the Panthers since 2013.

EIGHT IS GREAT

For the eighth time this season and fourth consecutive week, Evelyn Adebayo was named as the OVC Newcomer of the Week. The redshirt-junior averaged a double-double for the fifth straight week with her 13th double-double of the season at Tennessee Tech. She also grabbed a 15 rebounds in a win over Jacksonville State.

20-POINT CLUB

The Racers only had two players all season reach 20 points in a game, but they doubled that against Jacksonville State. Janika Griffith-Wallace had 25 and Brianna Crane had 20 points in the win, joining Evelyn Adebayo and Macey Turley, who have scored 20+ points on multiple occasions.

GAME 20-21 NOTES - JSU & TTU

A WIN THURSDAY WOULD...

Put an end to a four-game skid by the Racers, which is currently tied for the longest of the season.

A WIN SATURDAY WOULD...

Give the Racers three straight wins over Tennessee Tech, marking the first time MSU has won 3-plus games over the Golden Eagles since a six-game streak from 2007-2010.

LUCKY NUMBER SEVEN

For the seventh time this season, Evelyn Adebayo was named as the OVC Newcomer of the Week. The transfer had 20 points and 11 rebounds against Belmont Thursday and followed that with 16 points and a career-high 18 rebounds against TSU Saturday.

GAME 18-19 NOTES - BEL & TSU

A WIN THURSDAY WOULD...

Give the Racers their first win over Belmont in nine games and would be the first win over the Bruins with both schools being in the OVC.

HONORED AGAIN

For the second week in a row, Evelyn Adebayo and Macey Turley swept the OVC Newcomer and Freshman of the Week awards, respectively. Adebayo averaged a double-double for the second third straight week with her ninth and tenth double-doubles of the season. Turley led the team with 18.0 points per game, making seven threes in the two games. She also pulled down a career-high seven rebounds at SIUE.

ACROSS STATE LINES

Despite Kentucky and Tennessee bordering each other, Murray State has no players from Tennessee while Belmont has none from Kentucky. Tennessee State only has one player that calls Kentucky home, Asia Sims who hails from Paris, Kentucky.

GAME 16-17 NOTES - EIU & SIUE

A WIN THURSDAY WOULD...

Give the Racers their first back-to-back road wins since 2016-17. A weekend sweep would give MSU its first three-game road winning streak since 2012-13 season, when it won four in a row.

STOCKPILING

Evelyn Adebayo picked up her fifth Newcomer of the Week honor Tuesday, while Macey Turley received her fourth Freshman of the Week honor. Adebayo average a double-double over two games, while Turley averaged 21.5 including 32 at SEMO.

THE INSIDE TRACK

A NEW MEMBER

With 32 points at SEMO, Macey Turley became just the sixth Murray State freshman to score at least 30 points in a single game Saturday.

Name	Opp. (Date)	Pts.
Rona Poe	SIUE (12/16/85)	34
Sheila Smith	YSU (1/18/86)	34
Lori Trumblee	BUT (11/30/02)	32
Macey Turley	SEMO (1/12/19)	32
Sheila Smith	EKU (1/25/86)	31
Ke'Shunnan James	APSU (2/7/15)	31

BASKETBALL ON YOUR LUNCH BREAK

This week the Racers will play two afternoon games including a rare weekday OVC matinee. MSU has played two game this season that started before 4 p.m. and went 1-1. The Racers fell against Kentucky in December a Noon Eastern tip, but were victorious last Saturday at SEMO with a 2 p.m. start.

GAME 14-15 NOTES - UTM & SEMO

A WIN IN EITHER GAME WOULD...

Give the Racers their first win at UT Martin in six years and the first at SEMO in eight years.

REUNION

Thursday will be a reunion of sorts for head coach Rechele Turner and players Lex Mayes, Macey Turley and Alexis Burpo. It will mark the first time that they have been on the court with former player/teammate Maddie Waldrop since the latter graduated from Murray High two years ago.

ADDING UP

With 25 points and 11 rebounds Evelyn Adebayo tallied her sixth double-double of the season. She currently leads the Racers with 18.5 points and 9.9 rebounds per game.

WORKING THE LINE

Thursday will be a battle of the two best free-throw shooting teams in the OVC. UT Martin currently leads the league at 76.8 percent, while the Racers follow at 76.2.

GAME 12-13 NOTES - MOR & ECU

A WIN THURSDAY WOULD...

Put an end to a three-game skid by the Racers. Murray State has lost its last three game with its last win coming against Bethel on Dec. 13.

THE SECOND SEASON

The Racers are 21-20 all-time in OVC openers and are 15-7 in those game when they are played in Murray. MSU has won its last three OVC openers and 5-4 all-time in conference lid lifters against Morehead State.

KEEP 'EM COMIN'

On Monday, Evelyn Adebayo won her second OVC Player of the Week award and fourth Newcomer of the Week honor. The junior had a career-high 28 at No. 10 Tennessee and went 7-for-7 at the free throw line.

IT'S A SMALL, SMALL WORLD

Both Murray State's Janika Griffith-Wallace and Morehead State's Georgia Campbell hail from the Toronto suburb of Brampton in Canada, while the Racers' DeAsia Outlaw and the Eagles' Ashley Moore played junior college ball together at Wabash Valley.

GAME 11 NOTES - UT

A WIN FRIDAY WOULD...

Give MSU its first win over an SEC team since 1980, when the Racers defeated Vanderbilt. Currently, MSU is 6-35 against the South-eastern Conference.

MORE HARDWARE

For the third time this season, Evelyn Adebayo was named as the OVC Newcomer of the Week. Over two games, she averaged 18.5 points and 8.5 rebounds.

ROLE REVERSAL

The Lady Vols are currently ranked 48th out of 349 teams in Division I when it comes to getting to the free throw line. However, when they get there they have trouble, shooting just 67.1 percent and ranking 209th. Conversely, MSU is the 28th best free throw shooting team in the country at 75.7 percent, but they have trouble getting to the line, ranking 231st in attempts at just 17.3 per game

GAME 10 NOTES - UK

GETTING IT DONE

Despite using just two bench players Tuesday against SIU, the Racer reserves still outscored their SIU counterparts 18-9, despite the Salukis using three more players. Brianna Crane dumped in 13 points, while Alexis Burpo added six.

THE KEY

One thing has separated the Racer wins from losses this season on the stat sheet and that is field-goal percentage. MSU is 4-0 when outshooting their opponents and 0-5 when being outshot.

GAME 9 NOTES - SIU

A WIN TUESDAY WOULD...

Give the Racers a much-needed boost of momentum as they head into arguably their two toughest games of the season; at No. 18 Kentucky On Dec. 22 and at No. 9 Tennessee on Dec. 28.

A CLEAN SWEEP

Evelyn Adebayo and Macey Turley swept the weekly OVC awards for the Racers Tuesday with Adebayo being named both Player and Newcomer and Turley earning the Freshman nod. Adebayo notched a double-double in both games last week to average 22.0 point and 13.0 rebounds, while Turley averaged 14.0 points and 5.0 assists.

LEADING THE WAY

Evelyn Adebayo has had the most points and rebounds, either by herself or shared, in every game for the Racers this season. Already with five double-doubles in eight games, the transfer is averaging 17.6 point and 10.8 rebounds per game.

WELCOME BACK

For the first time since her departure following the 2007-08 season, Jody Adams returns to the CFSB Center, this time as an assistant coach for SIU. Adams coached one season at the Bank, guiding the Racers to a 24-8 mark, an OVC tournament title and the program's first trip to the NCAA Tournament. Current Racer assistant Amber Guffey was a member Adams' championship squad.

GAME 8 NOTES - BET

A WIN THURSDAY WOULD...

Snap a three-game skid by the Racers which includes losses at Arkansas State and Illinois and at home against Alabama A&M.

FOUR & COUNTING

Evelyn Adebayo notched her fourth double-double of the season at Illinois with a career-high 23 points and 13 rebounds, which tied her previous career best.

THE INSIDE TRACK

BEST BEHAVIOR

The Racers continue to be one of the most disciplined teams in the nation as they have committed the sixth fewest fouls in the country. The Racers currently have 101 fouls on the season, while leader Montana has 94. at the CFSB Center in 2018.

GAME 7 NOTES - ILL

A WIN TUESDAY WOULD...

Give the Racers their first win over a Big Ten program. MSU is currently 0-4 against the power five league going with two losses against Indiana and one each against Purdue and Illinois.

DOIN' WORK

Through the first six games this season, Evelyn Adebayo has had three double-doubles. She is currently averaging 16.2 points and 10.0 rebounds per game placing her fourth and second in each category, respectively.

GAME 6 NOTES - AAMU

A WIN SATURDAY WOULD...

Give the Racers just their third 4-0 start at home since 2008-09. The only other previous time the Racer won their first four at The Bank was two seasons ago in 2016-17.

MOVIN' ON UP

With their 18-for-20 performance at the charity stripe Tuesday at Arkansas State, the Racers skyrocketed from 10th to 4th nationally in free throw percentage. MSU is currently shooting 82.2 percent from the free throw line, while DePaul leads the nation at 85.0.

DANGEROUS FROM DOWNTOWN

As a team, Murray State currently has the seventh best three-point shooting percentage in the nation at 41.8 and the nation's 12th-best three-point shooter in Lex Mayes, who is making 55.2-percent of her three-point attempts. St. Francis Brooklyn currently paces the nation in team percentage at 44.4, while Shalexus Aaron leads individually at 72.7 percent.

BEASTS UNDERNEATH

The Racers currently lead the OVC in both rebounds per game and rebound margin. MSU currently averages 43.0 boards per game, while outrebounding their opponents by an average of 9.6 rebounds per game. Those numbers currently place the Racers 47th nationally in rebounds per game and 27th in rebound margin.

GAME 5 NOTES - ASU

A WIN TUESDAY WOULD...

Give the Racers their first win over a program that sponsors FBS football since 2012 when they defeated Ball State at home, 63-53.

RANK AND FILE

Murray State currently ranks in the top 10 nationally in three separate categories. They are 10th in free throw percentage at 80.0, eighth in scoring offense at 89.0 and fifth in fewest fouls at 54.

EIGHT IS GREAT

In three of their four games this season, the Racers have limited their opponents to just eight points in the opening stanza. They did so against Evansville, Oakland City and Lipscomb and went 3-0 in those contests.

THREE FOR ALL

Macey Turley kept Murray State's streak of winning a weekly award alive Tuesday when she was named as the OVC Freshman of the Week for the second time this season.

A FRIENDLY FACE

Arkansas State assistant Todd Buchanan is no stranger to the Racers, as he is a 1995 graduate of Murray State. In addition to his time as a student at Murray State, Buchanan served as an assistant for the Racer women from 1992-1995 and also coached at three local high schools; Lyon County, Calloway County and Murray.

GAME 4 NOTES - LIP

A WIN TUESDAY WOULD...

Give the Racers their first three-game win-streak at home since 2016-17 when they posted wins over MacMurray, Tennessee State and Eastern Illinois (Dec. 12 -Jan. 11).

BACK-TO-BACK

Although she did come up just short of her third straight double-double against Butler, Evelyn Adebayo was named as the OVC Newcomer of the Week, giving the Racers a weekly winner in each of the first two weeks of the season. Macey Turley was the first winner for Murray State, taking home freshman honors last week.

TURNOVER TROUBLE

The Racers committed a season-high 23 turnovers against Butler, leading directly to 27 points for the Bulldogs. The game also marked the first-time this year that MSU had finished a game with more turnovers than assists (11).

GAME 3 NOTES - BUT

DOUBLE YOUR FUN

For the second time in as many games, Evelyn Adebayo notched a double-double. Through two games this season she is averaging 18.0 points per game and 11.5 rebounds.

BIG NUMBERS

The Racers scored 113 points against Oakland City Saturday for the fourth most points in school single-game history. In addition, the Racers' 40-made field goals is the 11th most in program history.

SPREADING THE LOVE

All 12 eligible players played for the Racers with 11 of them tallying points. Of the 11 players that scored in the game, seven reached double digits.

GAME 2 NOTES - OAK

OPENING STATEMENT

MSU's win Wednesday was the first in a season opener against a Division I team since beating the Purple Aces to start the 2011-12 season, as well as the largest margin of victory against any Division I opponents since a 32 point win over Alabama A&M in 2016-17.

HISTORIC DEBUT

With game-highs of 18 points and 10 rebounds, Evelyn Adebayo became the first known Racer to debut with a double-double (single-game records dating back to 1997-98) Wednesday versus Evansville.

QUICK TURNAROUND

In Wednesday's opener, the Racers addressed two areas of concerns from the exhibition Thursday night, three-point and free throw shooting. The Racers were just 1-for-13 (7.7%) from three and 19-for-35 (54.3%) in their lone exhibition. However, on Wednesday, MSU was 7-for-10 (70.0%) from the stripe and 10-for-20 (50.0 %) from beyond the arc.

GAME 1 NOTES - UE

LIFTING THE LID

Murray State opens its 52nd season of women's basketball Wednesday and is 22-30 all-time in season openers and 26-23 in home openers. The Racers are 4-4 all-time against UE in season openers and 3-3 against the Purple Aces in home openers.

THE INSIDE TRACK

SHAKING THE DUST OFF

The Racers won their only exhibition of the year last Thursday, 72-51 over Lindsey Wilson. After sitting out last season due to NCAA transfer rules, Evelyn Adebayo easily got back in the groove and led MSU with 21 points, while Janika Griffith-Wallace posted a double-double with 13 points and 11 rebounds.

NEXT ONE UP

The Racers return just 20.4 percent of their scoring from last year with the most notable loss being the 2017-18 OVC Player of the Year, Ke'Shunna James. Brianna Crane will lead all returners this season after averaging 7.2 points and 5.7 rebounds per game last season.

HEAD COACH RECEHELLE TURNER

2ND SEASON AT MSU/2ND SEASON OVERALL

TURNER'S CAREER YEAR-BY-YEAR COACHING RECORD

Year	Team	OVERALL			OVC			POSTSEASON		
		W	L	Pct.	W	L	Pct.	W	L	Pct.
2017-18	Murray St.	11	19	.367	7	11	.389	0	1	.000
2018-19	Murray St.	13	16	.448	9	9	.500	-	-	.000
TOTAL		24	35	.407	16	20	.444	0	0	.000
OT		1	1	.500	1	1	.500	0	0	.000

TURNER VS. THE COMPETITION

OPPONENT	RECORD	OPPONENT	RECORD
Austin Peay*	2-2	Lipscomb	1-1
Alabama	1-0	Louisville	0-1
Alabama A&M	0-2	Mississippi Valley St.	1-0
Arkansas St.	0-1	Morehead St.*	0-3
Belmont*	0-3	UNC Greensboro	1-0
Bethel (TN)	2-0	Oakland City	1-0
Butler	0-2	Northern Kentucky	1-0
Evansville	1-1	Southern Illinois	0-1
ETSU	0-1	SIUE*	1-3
Eastern Illinois*	3-1	Southeast Missouri*	2-2
Eastern Kentucky*	3-0	Tennessee	0-1
Illinois	0-1	Tennessee State*	1-1
Jacksonville State*	0-3	Tennessee Tech*	2-1
Kentucky	0-1	UT Martin*	1-3

2018 Opponents Listed In BOLD

*Indicates OVC Opponent

THE RACERS ARE....

13-16	...Overall	7-12	...Bench outscored by Opp. bench	3-2	...in November
9-9	...vs. OVC		...Tied, bench scoring	1-5	...in December
4-7	...vs. Non-Conference	12-7	...Outrebounded Opponent	3-6	...in January
		1-9	...Outrebounded by Opponent	6-3	...in February
			...Tied, rebounds		...in March
		11-7	...More FTM than Opponent		
12-5	...Leading at Half	2-7	...Less FTM than Opponent		...on Mondays
1-11	...Trailing at Half	0-2	...Tied, FTM	1-4	...on Tuesdays
	...Tied at Half	11-3	...More 3FGM than Opponent	1-0	...on Wednesdays
	...In Overtime	2-12	...Less 3FGM than Opponent	5-5	...on Thursdays
10-4	...Outshoot Opponent (%)	0-1	...Tied, 3FGM	0-2	...on Fridays
3-12	...Outshot by Opponent (%)	7-13	...More turnovers than Opponent	6-5	...on Saturdays
	...Tied opponent, shooting (%)	6-3	...Less turnovers than Opponent		...on Sundays
11-7	...Shoot .400 or better		...Tied, turnovers		
2-9	...Shoot under .400	1-7	...Score ≤ 60	2-4	...in the Afternoon (Before 4 p.m.)
2-8	...Opponent shoot .400 or better	10-1	...Score 75+	11-12	...in the Evenings (4 p.m. or After)
11-8	...Opponent shoot under .400	6-2	...Opponents Score ≤ 60		
6-4	...Bench outscores Opp. bench	1-8	...Opponents Score 75+		

2018 SCORE BY QUARTERS

	1st Qtr.	2nd Qtr.	3rd Qtr.	4th Qtr.	OT	Total
Murray St.	497	462	521	525	11	2016
Avg.	17.1	15.9	18.0	18.1	11.0	69.5
Opponents	422	503	569	512	2	2008
Avg.	14.6	17.3	19.6	17.7	2.0	69.2

BENCH SCORING

RACERS	OPPONENTS
Season Avg.: 14.9	Season Avg.: 23.1
Team High: 60 (OCU, 11/10)	Team High: 45 (TTU, 2/2)
Team Low: 0 (JSU, 1/31)	Team Low: 5 (BEL, 1/24)
Individual High: 15 - Mayes (APSU, 3/2)	Individual High: 31 - Outlow (TSU, 1/26)

2018 WON-LOST MARGINS

Margin	1	2	3	4	5	6	7	8	9	10	11	12	13	14	15
Won By			1		3	1		1	1				1		
Lost By			1	1		2	1	2	2		1				
Margin	16	17	18	19	20	21	22	23	24	25	26	27	28	29	30+
Won By			1										1		3
Lost By		1				2	1								2

2018-19 TEAM HIGHS & LOWS - RACERS

CATEGORY	HIGH	LOW
Total Points	113 - OCU, 11/10	49 - UK, 12/21
Points In A Quarter	33 - [3rd, 4th] OCU, 11/10	6 - [2nd] AAMU, 12/1; [1st] ILL, 12/11
Overtime Points	11 - EIU, 2/7	11 - EIU, 2/7
FG Made	40 - OCU, 11/10	17 - SIUE, 1/19
FG Attempted	79 - OCU, 11/10	46 - SEMO, 1/12
FG%	51.5 - BET, 12/13	27.1 - ILL, 12/11
3PT FG Made	14 - LIP, 11/20	0 - AAMU, 12/1
3PT FG Attempted	28 - MOR, 2/28	8 - TTU, 2/2
3PT FG%	57.1 - SEMO, 1/12	0.0 - AAMU, 12/1
FT Made	28 - OCU, 11/10	7 - UE, 11/7; UK, 12/21
FT Attempted	34 - OCU, 11/10	10 - UE, 11/7; BUT, 11/13
FT%	91.7 - MOR, 2/28	50.0 - UK, 12/21
Rebounds	57 - OCU, 11/10	24 - UT, 12/28
Offensive Rebounds	21 - EIU, 2/7	5 - APSU, 2/16
Defensive Rebounds	40 - BET, 12/13	18 - UT, 12/28
Assists	23 - OCU, 11/10; LIP, 11/20	7 - SIU, 12/18; JSU 1/31
Steals	24 - OCU, 11/10	2 - SIUE, 1/19
Turnovers	27 - UK, 12/21	8 - BEL, 1/24
Blocked Shots	5 - LIP, 11/20	1 - 9 Times
Assist/Turnover Ratio	2.5 - LIP, 11/20	0.4 - SIU, 12/18; UTM, 2/21
Fouls	25 - ASU, 11/27	8 - EKU, 2/14

2018-19 TEAM HIGHS & LOWS - OPPONENTS

CATEGORY	HIGH	LOW
Total Points	98 - UT, 12/28	50 - BET, 12/13
Points In A Quarter	35 - [3rd] UT, 12/28	3 - [1st] BET, 12/13
Overtime Points	---	---
FG Made	41 - UT, 12/28	13 - BET, 12/13
FG Attempted	81 - UT, 12/28	55 - SIU, 12/18; EIU, 1/17
FG%	56.5 - ILL, 12/11	22.4 - BET, 12/13
3PT FG Made	11 - MOR, 1/3; APSU, 2/16	1 - TSU, 1/26
3PT FG Attempted	29 - UTM, 2/21	10 - AAMU, 12/1, SEMO, 2/23
3PT FG%	47.6 - UK, 12/21	8.3 - TSU, 1/26
FT Made	22 - TSU, 1/26	2 - EKU, 2/14
FT Attempted	30 - ASU, 11/27	4 - EKU, 2/14
FT%	90.9 - SIU, 12/18	50.0 - EKU, 2/14
Rebounds	56 - UT, 12/28	27 - OCU, 11/10; SIU, 12/18
Offensive Rebounds	25 - UT, 12/28	5 - SIU, 12/18
Defensive Rebounds	34 - AAMU, 12/1; BEL, 1/24	17 - SEMO, 1/12
Assists	23 - ILL, 12/11	6 - UE, 11/7; BET, 12/13
Steals	17 - BUT, 11/13	1 - BEL, 1/24
Turnovers	32 - OCU, 11/10	7 - MOR, 1/3
Blocked Shots	9 - UTM, 2/21; MOR, 2/28	0 - LIP, 11/20, APSU, 2/16
Assist/Turnover Ratio	2.1 - ILL, 12/11; MOR, 1/3	0.3 - OCU, 11/10; LIP, 11/20
Fouls	22 - SEMO, 1/12 & 2/23; UTM, 2/21	12 - BUT, 11/13; ILL, 12/11

2018-19 INDIVIDUAL GAME HIGHS

CATEGORY	MURRAY STATE	OPPONENT
Total Points	32 - Turley (SEMO, 1/12)	31 - Outlow (TSU, 1/26)
Points In A Quarter	14 [3rd] - Adebayo (EKU, 2/14)	17 [3rd] - Howard (UK, 12/21)
Overtime Points	---	---
FG Made	10 - Adebayo (UT, 12/28)	11 - Wittinger (ILL, 12/11); Jeune (MOR, 1/3)
FG Attempted	25 - Griffith-Wallace (MOR, 2/28)	23 - Jeune (MOR, 1/3)
3PT FG Made	7 - Griffith-Wallace (MOR, 2/28)	5 - Howard (UK, 12/21), Bell (SIUE, 1/19)
3PT FG Attempted	17 - Griffith-Wallace (MOR, 2/28)	10 - 3 Times
FT Made	11 - Adebayo (UTM, 1/10); Turley (SEMO, 1/12)	12 - Outlow (TSU, 1/26)
FT Attempted	16 - Adebayo (UTM, 1/10)	16 - Robertson (UTM, 1/10)
Rebounds	20 - Adebayo (EIU, 2/7)	19 - McGowan (MOR, 2/28)
Offensive Rebounds	7 - Adebayo (EIU, 2/7)	10 - McGowan (MOR, 2/28)
Defensive Rebounds	15 - Adebayo (TSU, 1/26)	10 - Wooten (TSU, 1/26)
Assists	9 - Turley (UE, 11/7)	9 - Ferby (APSU, 2/16)
Steals	5 - Turley (UE, 2/21)	5 - 5 Times
Turnovers	10 - Griffith-Wallace, (2/21, UTM)	10 - Ubelhor (OCU, 11/10)
Blocks	3 - Mack (ASU, 11/27)	4 - 5 Times
Minutes	44 - Turley (EIU, 2/7)	45 - Lennox (EIU, 2/7)

2018-19 GAME-BY-GAME INDIVIDUAL HIGHS

Game	Points	Rebounds	Assists	Steals	Blocks
11/7 - Evansville	18 - Adebayo	10 - Adebayo	9 - Turley	3 - Turley	1 - 4 Players
11/10 - Oakland City	18 - Adebayo	13 - Adebayo	7 - Turley	4 - Mack	1 - 2 Players
11/13 - at Butler	15 - Adebayo, Mayes	9 - Adebayo	5 - Turley	3 - Outlaw, Turley	2 - Mack
11/20 - Lipscomb	21 - Turley	9 - Adebayo	6 - Turley	3 - Griffith-Wallace	2 - Burpo
11/27 - at Arkansas St.	18 - Adebayo	9 - Adebayo	5 - Turley	2 - Burpo, Crane	3 - Mack
12/1 - Alabama A&M	15 - Adebayo	10 - Adebayo	4 - Turley	3 - Mayes	1 - 3 Players
12/11 - at Illinois	23 - Adebayo	13 - Adebayo	4 - Turley	2 - Mayes, Adebayo	1 - Manley
12/13 - Bethel (TN)	21 - Adebayo	13 - Adebayo	6 - Turley	3 - Griffith-Wallace	2 - Mack
12//18 - Southern Ill.	17 - Adebayo	8 - Adebayo	5 - Turley	2 - Mayes	2 - Mack
12/21 - at Kentucky	20 - Adebayo	9 - Adebayo	5 - Turley	3 - Griffith-Wallace	1 - Burpo
12/28 - at Tennessee	28 - Adebayo	8 - Crane	4 - Turley	3 - Adebayo	1 - Hill
1/3 - Morehead St.	14 - Turley	10 - Adebayo	3 - Burpo	1 - 5 Players	1 - Adebayo, Mack
1/5 - Eastern Ky.	25 - Adebayo	11 - Adebayo	5 - Griffith-Wallace	3 - Burpo, Mayes	1 - 3 Players
1/10 - at UT Martin	25 - Adebayo	12 - Adebayo	6 - Turley	1 - 4 Players	1 - Mayes, Turley
1/12 - at Southeast Mo.	32 - Turley	10 - Adebayo	3 - Turley, Burpo	3 - Turley	2 - Adebayo
1/17 - at Eastern Ill.	20 - Turley	15 - Adebayo	2 - 4 Players	2 - Turley	1 - Crane
1/19 - at SIUE	20 - Adebayo	14 - Adebayo	4 - Turley	1 - Griffith-Wallace, Turley	1 - Crane, Manley
1/24 - Belmont	20 - Adebayo	11 - Adebayo	5 - Turley	2 - Turley	1 - 3 Players
1/26 - Tennessee St.	20 - Turley	18 - Adebayo	4 - Turley	3 - Turley	1 - 3 Players
1/31 - at Jacksonville State	25 - Griffith-Wallace	15 - Adebayo	3 - Griffith-Wallace, Turley	4 - Griffith-Wallace	1 - Adebayo, Mayes
2/2 -at Tennessee Tech	25 - Adebayo	10 - Adebayo	6 - Griffith-Wallace	1 - 4 Players	1 - Barrett
2/7 - Eastern Ill.	18 - Griffith-Wallace, Turley	20 - Adebayo	3 - Griffith-Wallace, Adebayo	3 - Griffith-Wallace, Crane	1 - Crane
2/9 - SIUE	27 - Adebayo	16 - Adebayo	7 - Turley	3 - Griffith-Wallace	2 - Mack
2/14 - at Eastern Ky.	23 - Adebayo	13 - Adebayo	6 - Turley	2 - Adebayo, Crane	1 - Mack
2/16 - at Austin Peay	22 - Griffith-Wallace	9 - Adebayo	3 - Burpo	2 - Griffith-Wallace, Mayes	2 - Burpo
2/21 - UT Martin	21 - Turley	12 - Adebayo	3 - Griffith-Wallace, Turley	5 - Turley	1 - Mack
2/23 - Southeast Mo.	20 - Griffith-Wallace, Adebayo	10 - Adebayo	7 - Turley	2 - Burpo	1 - Mack
2/28 - at Morehead St.	29 - Griffith-Wallace	9 - Griffith-Wallace	3 - 3 Players	1 -5 Players	1 - Adebayo, Crane
3/2 - Austin Peay	21 - Adebayo	12 - Adebayo	6 - Turley	2 - Turley	1 - 4 Players

Bold Italics Indicates Team Season-High

2018-19 STARTERS BY GAME

Game						Lineup # (Times Used)
11/7 - Evansville	Turley	Mayes	Outlaw	Crane	Adebayo	1 (1)
11/10 - Oakland City	Turley	Mayes	Griffith-Wallace	Crane	Adebayo	2 (1)
11/13 - at Butler	Turley	Mayes	Outlaw	Crane	Adebayo	1 (2)
11/20 - Lipscomb	Turley	Mayes	Outlaw	Burpo	Adebayo	3 (1)
11/27 - at Arkansas St.	Turley	Mayes	Outlaw	Burpo	Adebayo	3 (2)
12/1 - Alabama A&M	Turley	Mayes	Crane	Burpo	Adebayo	4 (1)
12/11 - at Illinois	Turley	Mayes	Griffith-Wallace	Burpo	Adebayo	5 (1)
12/13 - Bethel (TN)	Turley	Mayes	Griffith-Wallace	Mack	Adebayo	6 (1)
12/18 - Southern Ill.	Turley	Mayes	Griffith-Wallace	Mack	Adebayo	6 (2)
12/21 - at Kentucky	Turley	Mayes	Griffith-Wallace	Mack	Adebayo	6 (3)
12/28 - at Tennessee	Turley	Mayes	Griffith-Wallace	Crane	Adebayo	2 (2)
1/3 - Morehead St.	Turley	Mayes	Griffith-Wallace	Crane	Adebayo	2 (3)
1/5 - Eastern Ky.	Turley	Mayes	Griffith-Wallace	Crane	Adebayo	2 (4)
1/10 - at UT Martin	Turley	Mayes	Griffith-Wallace	Crane	Adebayo	2 (5)
1/12 - at Southeast Mo.	Turley	Mayes	Burpo	Crane	Adebayo	4 (2)
1/17 - at Eastern Ill.	Turley	Mayes	Burpo	Crane	Adebayo	4 (3)
1/19 - at SIUE	Turley	Mayes	Burpo	Crane	Adebayo	4 (4)
1/24 - Belmont	Turley	Mayes	Burpo	Crane	Adebayo	4 (5)
1/26 - Tennessee St.	Turley	Mayes	Burpo	Crane	Adebayo	4 (6)
1/31 - at Jacksonville St.	Turley	Mayes	Griffith-Wallace	Crane	Adebayo	2 (6)
2/2 - at Tennessee Tech	Turley	Mayes	Griffith-Wallace	Crane	Adebayo	2 (7)
2/7 - Eastern Ill.	Turley	Mayes	Griffith-Wallace	Crane	Adebayo	2 (8)
2/9 - SIUE	Turley	Burpo	Griffith-Wallace	Crane	Adebayo	7 (1)
2/14 - at Eastern Ky.	Turley	Burpo	Griffith-Wallace	Crane	Adebayo	7 (2)
2/16 - at Austin Peay	Turley	Burpo	Griffith-Wallace	Crane	Adebayo	7 (3)
2/21 - UT Martin	Turley	Mayes	Griffith-Wallace	Crane	Adebayo	2 (9)
2/23 - Southeast Mo.	Turley	Mayes	Griffith-Wallace	Crane	Adebayo	2 (10)
2/28 - at Morehead St.	Turley	Mayes	Griffith-Wallace	Crane	Adebayo	2 (10)
3/2 - Austin Peay	Turley	Manley	Griffith-Wallace	Crane	Adebayo	8 (1)

2018-19 DOUBLE-DOUBLES

Player (DD#)	Game	Category 1	Category 2
Evelyn Adebayo (1)	Evansville	18 Points	10 Rebounds
Evelyn Adebayo (2)	Oakland City	18 Points	13 Rebounds
Evelyn Adebayo (3)	Alabama A&M	15 Points	10 Rebounds
Evelyn Adebayo (4)	Illinois	23 Points	13 Rebounds
Evelyn Adebayo (5)	Bethel (TN)	21 Points	13 Rebounds
Evelyn Adebayo (6)	Eastern Ky.	25 Points	11 Rebounds
Evelyn Adebayo (7)	UT Martin	25 Points	12 Rebounds
Evelyn Adebayo (8)	Southeast Mo.	15 Points	10 rebounds
Evelyn Adebayo (9)	Eastern Ill.	12 Points	15 Rebounds
Evelyn Adebayo (10)	SIUE	20 Points	14 Rebounds
Evelyn Adebayo (11)	Belmont	20 Points	11 Rebounds
Evelyn Adebayo (12)	Tennessee St.	16 Points	18 Rebounds
Evelyn Adebayo (13)	Tennessee Tech	25 Points	10 Rebounds
Evelyn Adebayo (14)	Eastern Ill.	12 Points	20 Rebounds
Evelyn Adebayo (15)	SIUE	27 Points	16 Rebounds
Evelyn Adebayo (16)	Eastern Ky.	23 Points	13 Rebounds
Evelyn Adebayo (17)	UT Martin	18 Points	12 Points
Evelyn Adebayo (18)	Southeast Missouri	20 Points	10 Points
Evelyn Adebayo (19)	Austin Peay	21 Points	10 Rebounds
Janika Griffith-Wallace (1)	Bethel (TN)	10 Points	10 Rebounds

2018-19 HONORS

Evelyn Adebayo - F - Jr. All-OVC - 1st Team OVC All-Newcomer OVC Player of the Week - 12/18 OVC Player of the Week - 12/31 OVC Player of the Week - 2/12 College Sports Madness Mid-Major Player of the Week - 2/11 OVC Newcomer of the Week - 11/20 OVC Newcomer of the Week - 12/18 OVC Newcomer of the Week - 12/25 OVC Newcomer of the Week - 12/31 OVC Newcomer of the Week - 1/15 OVC Newcomer of the Week - 1/22 OVC Newcomer of the Week - 1/29 OVC Newcomer of the Week - 2/5 OVC Newcomer of the Week - 2/12 OVC Newcomer of the Week - 2/19 OVC Newcomer of the Week - 2/26 OVC Newcomer of the Week - 3/4	Macey Turley - G - Fr. OVC Freshman of the Year All-OVC - 2nd Team OVC Freshman of the Week - 11/13 OVC Freshman of the Week - 11/27 OVC Freshman of the Week - 12/18 OVC Freshman of the Week - 1/15 OVC Freshman of the Week - 1/22 OVC Freshman of the Week - 2/12 OVC Freshman of the Week - 2/26	
--	---	--

2018-19 STATISTICS

RECORD:	OVERALL	HOME	AWAY	NEUTRAL
ALL GAMES	13-16	10-5	3-11	0-0
CONFERENCE	9-9	6-3	3-6	0-0
NON-CONFERENCE	4-7	4-2	0-5	0-0

#	Player	gp-gs	min	avg	Total	fg%	3-Point	3fg%	F-Throw	ft%	Rebounds				pf	dq	a	to	blk	stl	pts	avg
					fg-fga		3fg-fga		ft-fa		off	def	tot	avg								
14	Adebayo, Evelyn	29-29	1011	34.9	185-395	.468	32-87	.368	132-167	.790	55	279	334	11.5	61	1	40	107	9	26	534	18.4
05	Turley, Macey	29-29	999	34.4	121-337	.359	38-133	.286	100-115	.870	38	64	102	3.5	87	2	127	100	3	39	380	13.1
00	Griffith-Wallace, J.	28-19	805	28.8	118-318	.371	42-118	.356	52-67	.776	19	87	106	3.8	48	1	65	83	3	34	330	11.8
04	Mayes, Lex	29-25	910	31.4	65-183	.355	53-138	.384	38-48	.792	24	51	75	2.6	79	2	36	43	7	29	221	7.6
31	Crane, Brianna	29-23	677	23.3	80-163	.491	0-1	.000	43-60	.717	56	83	139	4.8	43	0	23	39	9	20	203	7.0
44	x-Gibson, Macie	2-0	25	12.5	5-6	.833	0-0	.000	3-4	.750	3	4	7	3.5	2	0	2	0	1	0	13	6.5
32	Burpo, Alexis	29-12	571	19.7	42-100	.420	8-36	.222	21-40	.525	41	71	112	3.9	47	0	39	38	11	13	113	3.9
20	Mack, Cekeya	29-3	326	11.2	43-78	.551	0-0	.000	26-44	.591	33	50	83	2.9	44	0	7	34	19	13	112	3.9
03	x-Outlaw, DeAsia	13-4	143	11.0	14-34	.412	1-4	.250	4-8	.500	4	10	14	1.1	17	0	6	12	1	6	33	2.5
33	Manley, Michaela	26-1	195	7.5	15-46	.326	9-31	.290	5-6	.833	4	12	16	0.6	8	0	10	9	3	7	44	1.7
11	Barrett, Paige	16-0	59	3.7	4-14	.286	0-1	.000	10-10	1.000	9	7	16	1.0	10	0	2	4	2	6	18	1.1
02	x-Hill, Sadie	13-0	47	3.6	3-7	.429	1-2	.500	3-5	.600	0	6	6	0.5	10	0	5	2	4	2	10	0.8
01	Blackburn, Raegan	16-0	56	3.5	2-7	.286	1-4	.250	0-2	.000	0	2	2	0.1	4	0	1	3	0	1	5	0.3
Team											60	71	131					20				
Total.....		29	5824		697-1688	.413	185-555	.333	437-576	.759	346	797	1143	39.4	460	6	363	494	72	196	2016	69.5
Opponents.....		29	5827		745-1837	.406	173-586	.295	346-482	.718	366	703	1069	36.9	512	-	385	396	114	253	2009	69.3

x-Inactive player

TEAM STATISTICS	MUR	OPP	Date	Opponent	Score	Att.
SCORING	2016	2009	11/07/18	EVANSVILLE	w 81-53	585
Points per game	69.5	69.3	11/10/18	OAKLAND CITY	w 113-55	938
Scoring margin	+0.2	-	11/13/18	at Butler	L 65-86	484
FIELD GOALS-ATT	697-1688	745-1837	11/20/18	LIPSCOMB	w 97-61	448
Field goal pct	.413	.406	11/27/18	at Arkansas St.	L 63-74	719
3 POINT FG-ATT	185-555	173-586	12/01/18	ALABAMA A&M	L 53-59	762
3-point FG pct	.333	.295	12/11/18	at Illinois	L 52-84	986
3-pt FG made per game	6.4	6.0	12/13/18	BETHEL (TN)	w 86-50	432
FREE THROWS-ATT	437-576	346-482	12/18/18	SOUTHERN ILL.	L 59-65	0
Free throw pct	.759	.718	12/21/18	at Kentucky	L 49-88	4312
F-Throws made per game	15.1	11.9	12/28/18	at Tennessee	L 77-98	8518
REBOUNDS	1143	1069	* 01/03/19	MOREHEAD ST.	L 61-83	716
Rebounds per game	39.4	36.9	* 01/05/19	EASTERN KY.	w 81-63	2852
Rebounding margin	+2.6	-	* 01/10/19	at UT Martin	L 67-75	2921
ASSISTS	363	385	* 01/12/19	at Southeast Mo. St.	w 64-59	603
Assists per game	12.5	13.3	* 01/17/19	at Eastern Ill.	L 67-75	150
TURNOVERS	494	396	* 01/19/19	at SIUE	L 54-71	497
Turnovers per game	17.0	13.7	* 01/24/19	BELMONT	L 58-65	3071
Turnover margin	-3.4	-	* 01/26/19	TENNESSEE ST.	L 61-65	3614
Assist/turnover ratio	0.7	1.0	* 01/31/19	at Jacksonville St.	w 64-59	888
STEALS	196	253	* 02/02/19	at Tennessee Tech	L 65-74	4087
Steals per game	6.8	8.7	* 02/07/19	EASTERN ILL.	Wot 60-51	1804
BLOCKS	72	114	* 02/09/19	SIUE	w 81-75	1651
Blocks per game	2.5	3.9	* 02/14/19	at Eastern Ky.	w 76-63	220
ATTENDANCE	23121	28164	* 02/16/19	at Austin Peay	L 56-59	423
Home games-Avg/Game	15-1541	14-2012	* 02/21/19	UT MARTIN	w 76-73	782
Neutral site-Avg/Game	-	0-0	* 02/23/19	SOUTHEAST MO. ST.	w 82-74	1225
			* 02/28/19	at Morehead St.	L 71-80	3356
			* 03/02/19	AUSTIN PEAY	w 77-72	4241
Score by Periods	1st	2nd	3rd	4th	OT	Totals
Murray St.	497	462	521	525	11	2016
Opponents	422	503	569	513	2	2009

* - OVC game

2018-19 OVC STATISTICS

RECORD:	OVERALL	HOME	AWAY	NEUTRAL
ALL GAMES	9-9	6-3	3-6	0-0
CONFERENCE	9-9	6-3	3-6	0-0
NON-CONFERENCE	0-0	0-0	0-0	0-0

#	Player	gp-gs	min	avg	Total		3-Point		F-Throw		Rebounds				pf	dq	a	to	blk	stl	pts	avg
					fg-fga	fg%	3fg-fga	3fg%	ft-fa	ft%	off	def	tot	avg								
14	Adebayo, Evelyn	18-18	674	37.4	113-245	.461	23-61	.377	79-101	.782	34	192	226	12.6	43	0	27	70	8	13	328	18.2
05	Turley, Macey	18-18	642	35.7	73-212	.344	26-85	.306	80-91	.879	28	38	66	3.7	58	2	67	63	1	23	252	14.0
00	Griffith-Wallace, J.	18-13	539	29.9	81-208	.389	31-80	.388	44-56	.786	12	59	71	3.9	32	1	40	55	3	19	237	13.2
04	Mayes, Lex	18-14	581	32.3	38-100	.380	34-80	.425	22-27	.815	16	33	49	2.7	51	2	22	24	4	12	132	7.3
31	Crane, Brianna	18-18	435	24.2	49-105	.467	0-1	.000	23-34	.676	37	45	82	4.6	36	0	15	21	6	12	121	6.7
32	Burpo, Alexis	18-8	367	20.4	20-55	.364	2-23	.087	17-31	.548	26	47	73	4.1	33	0	22	22	7	8	59	3.3
20	Mack, Cekeya	18-0	166	9.2	19-36	.528	0-0	.000	14-27	.519	19	22	41	2.3	23	0	4	24	7	2	52	2.9
03	x-Outlaw, DeAsia	6-0	36	6.0	6-12	.500	0-2	.000	0-2	.000	0	6	6	1.0	6	0	2	4	0	0	12	2.0
33	Manley, Michaela	18-1	119	6.6	8-27	.296	5-19	.263	2-2	1.000	4	5	9	0.5	5	0	4	6	2	3	23	1.3
02	x-Hill, Sadie	4-0	7	1.8	0-0	.000	0-0	.000	3-5	.600	0	1	1	0.3	3	0	1	1	0	0	3	0.8
11	Barrett, Paige	8-0	26	3.3	0-2	.000	0-0	.000	2-2	1.000	3	2	5	0.6	3	0	1	1	1	3	2	0.3
01	Blackburn, Raegan	10-0	33	3.3	0-3	.000	0-3	.000	0-2	.000	0	1	1	0.1	3	0	1	2	0	0	0	0.0
Team											43	44	87					13				
Total.....		18	3625		407-1005	.405	121-354	.342	286-380	.753	222	495	717	39.8	296	5	206	306	39	95	1221	67.8
Opponents.....		18	3625		450-1144	.393	107-388	.276	229-314	.729	242	420	662	36.8	330	-	234	208	82	153	1236	68.7

x-Inactive player


TEAM STATISTICS	MUR	OPP	Date	Opponent	Score	Att.
SCORING	1221	1236	* 01/03/19	MOREHEAD ST.	L 61-83	716
Points per game	67.8	68.7	* 01/05/19	EASTERN KY.	w 81-63	2852
Scoring margin	-0.8	-	* 01/10/19	at UT Martin	L 67-75	2921
FIELD GOALS-ATT	407-1005	450-1144	* 01/12/19	at Southeast Mo. St.	w 64-59	603
Field goal pct	.405	.393	* 01/17/19	at Eastern Ill.	L 67-75	150
3 POINT FG-ATT	121-354	107-388	* 01/19/19	at SIUE	L 54-71	497
3-point FG pct	.342	.276	* 01/24/19	BELMONT	L 58-65	3071
3-pt FG made per game	6.7	5.9	* 01/26/19	TENNESSEE ST.	L 61-65	3614
FREE THROWS-ATT	286-380	229-314	* 01/31/19	at Jacksonville St.	w 64-59	888
Free throw pct	.753	.729	* 02/02/19	at Tennessee Tech	L 65-74	4087
F-Throws made per game	15.9	12.7	* 02/07/19	EASTERN ILL.	Wot 60-51	1804
REBOUNDS	717	662	* 02/09/19	SIUE	w 81-75	1651
Rebounds per game	39.8	36.8	* 02/14/19	at Eastern Ky.	w 76-63	220
Rebounding margin	+3.1	-	* 02/16/19	at Austin Peay	L 56-59	423
ASSISTS	206	234	* 02/21/19	UT MARTIN	w 76-73	782
Assists per game	11.4	13.0	* 02/23/19	SOUTHEAST MO. ST.	w 82-74	1225
TURNOVERS	306	208	* 02/28/19	at Morehead St.	L 71-80	3356
Turnovers per game	17.0	11.6	* 03/02/19	AUSTIN PEAY	w 77-72	4241
Turnover margin	-5.4	-				
Assist/turnover ratio	0.7	1.1				
STEALS	95	153	* - OVC game			
Steals per game	5.3	8.5				
BLOCKS	39	82				
Blocks per game	2.2	4.6				
ATTENDANCE	19956	13145				
Home games-Avg/Game	9-2217	9-1461				
Neutral site-Avg/Game	-	0-0				

Score by Periods	1st	2nd	3rd	4th	OT	Totals
Murray St.	318	283	305	304	11	1221
Opponents	278	287	333	336	2	1236

2019 WOMEN'S BASKETBALL OVC CHAMPIONSHIP

...Here is what the 2019 OVC Championship field would look like:





**JANIKA
GRIFFITH-WALLACE**
G ■ 5-9 ■ So.
Brampton, Ontario



**REAGAN
BLACKBURN**
G ■ 5-8 ■ Fr.
Greenville, Ky.



**SADIE
HILL**
G/F ■ 6-0 ■ Fr.
Indianapolis, Ind




**LEX
MAYES**
G ■ 5-7 ■ Fr.
Murray, Ky.



**MACEY
TURLEY**
G ■ 5-6 ■ Fr.
Murray, Ky.



**PAIGE
BARRETT**
G/F ■ 5-10 ■ So.
Scottsburg, Ind.



**EVELYN
ADEBAYO**
F ■ 6-0 ■ R-Jr.
London, England



**CEKEYA
MACK**
F ■ 6-1 ■ Jr.
Murray, Ky.



**BRIANNA
CRANE**
F ■ 6-0 ■ So.
Birmingham, Ala.



**ALEXIS
BURPO**
F/G ■ 5-10 ■ Fr.
Murray, Ky.



**MICHAELA
MANLEY**
G ■ 5-10 ■ Sr.
Benton, Ky.



**MACIE
GIBSON**
F ■ 6-1 ■ Fr.
Booneville, Ky.




**RECHELLE
TURNER**
Head Coach
2nd Season



**MONICA
EVANS**
Assistant Coach
2nd Season



**AMBER
GUFFEY**
Assistant Coach
2nd Season



**JAUWAN
SCAIFE**
Assistant Coach
1st Season